



Tuesday 9th – Saturday 13th May 2023

**promoted by
Coleraine & District Motor Club
www.northwest200.org**



The Triangle Circuit 8.970 miles



MOST WINS at NORTH WEST 200

Alastair Seeley	27	2008 - 22	(Supersport – 13, Superstock – 10, Superbike – 4)
Robert Dunlop	15	1986 - 06	(125 – 5, 250 – 4, 350 – 1, Superbike – 5)
Michael Rutter	14	1997 - 17	(Supertwin – 1, Supersport – 2, Prod'n/S'tock – 2, Superbike – 9)
Joey Dunlop	13	1979 - 88	(250 – 1, 500 – 1, Production 750 – 2, Superbike – 9)
Phillip McCallen	11	1991 - 97	(250 – 2, 400 – 1, Supersport – 4, Superbike – 4)
Bruce Anstey (NZ)	10	2002 - 14	(Supersport – 5, Production/Superstock – 4, Superbike – 1)
Tony Rutter	9	1973 - 82	(250 – 2, 350 – 5, 500 – 1, Superbike – 1)
Ian Lougher	8	1991 - 05	(125 – 5, 250 – 1, Supersport – 1, Superstock – 1)
Steve Plater	8	2006 - 09	(Supersport – 3, Superbike – 5)
Steven Cull	6	1980 - 88	(250 – 3, 350 – 1, Superbike – 2)
John McGuinness	6	2000 - 12	(250 – 1, 400 – 1, Supersport – 1, Superbike – 3)
Glenn Irwin	6	2017 - 22	(Superbike – 6)
Arthur Wheeler	5	1951 - 62	(250 – 5)
Tommy Robb	5	1959 - 65	(125 – 1, 250 – 4)
John Williams	5	1974 - 77	(350 – 1, 500 – 2, Superbike – 2)
Mick Grant	5	1975 - 82	(500 – 2, Superbike – 3)
Woolsey Coulter	5	1989 - 98	(250 – 5)
Ian Simpson	5	1995 - 98	(Supersport – 1, Production – 1, Superbike – 3)
Ryan Farquhar	5	2003 - 15	(Supertwin – 2, Supersport – 3)
Michael Dunlop	5	2008 - 16	(250 – 1, Supersport – 1, Superstock – 1, Superbike – 2)
Lee Johnston	5	2014 - 22	(Supertwin – 2, Supersport – 2, Superstock – 1)
Ernie Nott	4	1929 - 32	(500 – 4)
Jimmie Guthrie	4	1934 - 37	(500 – 4)
Bob McIntyre	4	1953 - 61	(350 – 2, 500 – 2)
Eddie Laycock	4	1986 - 90	(250 – 4)
David Jefferies	4	1999 - 02	(Supersport – 1, Superbike – 3)
William Dunlop	4	2009 - 14	(125 – 1, 250 – 1, Supersport – 1, Superbike – 1)

The Triangle Circuit 8.970 miles

LAP & RACE RECORDS & BEST SECTORS ANALYSIS (RACE & QUALIFYING)

at the start of the meeting

SUPERTWIN	Name	Machine	Laps	m	s	mph	Session & Year
Lap Record	Jeremy McWilliams	Paton	4	50.038		111.337	Supertwin-2 2022
Best Qualifying Lap	Richard Cooper	Kawasaki	4	51.951		110.608	Thu Qualifying 2022
Best Sector 1	Jeremy McWilliams	Paton	2	09.536		113.014	Supertwin-2 2022
Best Sector 2	Pierre-Yves Bian	Paton	1	31.561		121.178	Supertwin-1 2022
Best Sector 3	Lee Johnston	Aprilia	1	06.707		98.302	Supertwin-2 2022
Ideal Lap (sum of best sectors)			4	47.804		112.201	
Difference (Best Lap – Ideal Lap)					2.234		
Race Record	Joe Loughlin	Paton	4	19	19.849	110.932	Supertwin-2 2022

SUPERSPORT	Name	Machine	Laps	m	s	mph	Session & Year
Lap Record	Davey Todd	Honda	4	33.577		118.036	Supersport-2 2022
Best Qualifying Lap	Alastair Seeley	Yamaha	4	35.624		117.160	Thu Qualifying 2014
Best Sector 1	Davey Todd	Honda	2	02.249		119.751	Supersport-2 2022
Best Sector 2	Alastair Seeley	Yamaha	1	25.133		130.328	Supersport-1 2018
Best Sector 3	Alastair Seeley	Yamaha	1	03.897		102.625	Supersport-2 2018
Ideal Lap (sum of best sectors)			4	31.279		119.036	
Difference (Best Lap – Ideal Lap)					2.298		
Race Record	Lee Johnston	Yamaha	6	27	31.644	117.003	Supersport-2 2022

SUPERSTOCK	Name	Machine	Laps	m	s	mph	Session & Year
Lap Record	Davey Todd	Honda	4	20.640		123.895	Superstock-2 2022
Best Qualifying Lap	Alastair Seeley	BMW	4	22.104		123.203	Thu Qualifying 2017
Best Sector 1	Davey Todd	Honda	1	56.456		125.708	Superstock-2 2022
Best Sector 2	Alastair Seeley	BMW	1	20.774		137.361	Superstock-2 2018
Best Sector 3	Peter Hickman	BMW	1	02.373		105.132	Superstock-1 2019
Ideal Lap (sum of best sectors)			4	19.603		124.390	
Difference (Best Lap – Ideal Lap)					1.037		
Race Record	Alastair Seeley	BMW	6	26	22.328	122.129	Superstock-1 2017

SUPERBIKE	Name	Machine	Laps	m	s	mph	Session & Year
Lap Record	Peter Hickman	BMW	4	18.753		124.799	Superbike-1 2022
Best Qualifying Lap	Glenn Irwin	Honda	4	20.205		124.102	Thu Qualifying 2022
Best Sector 1	Peter Hickman	BMW	1	55.572		126.669	Superbike-1 2022
Best Sector 2	Alastair Seeley	BMW	1	19.340		139.844	Superbike-2 2017
Best Sector 3	Glenn Irwin	Honda	1	01.941		105.865	Superbike-2 2022
Ideal Lap (sum of best sectors)			4	16.853		125.722	
Difference (Best Lap – Ideal Lap)					1.900		
Race Record	Glenn Irwin	Honda	6	25	59.274	123.935	Superbike-1 2022

Sector	Description	Distance
Sector 1	Finish to Ballysally Roundabout	4.0665 miles
Sector 2	Ballysally Roundabout to Metropole	3.0820 miles
Sector 3	Metropole to Finish	1.8215 miles

FASTEST SPEED TRAP SPEEDS


Class	Name	Machine	mph	Session & Year
Superbike	Bruce Anstey	Honda	209.8	2016 Superbike-1
Superbike	Martin Jessopp	Ducati	208	2012 Tue Qualifying
Superbike	Ian Hutchinson	BMW	207.8	2022 Superbike-2
Superbike	James Hillier	Yamaha	207.2	2022 Superbike-2
Superbike	Michael Rutter	BMW	205.9	2016 Superbike-1
Superstock	Michael Dunlop	BMW	205.9	2016 Superstock-1
Supersport	William Dunlop	Yamaha	184.5	2016 Supersport-1
Supersport	Ian Hutchinson	Yamaha	184.5	2016 Supersport-2
Supertwin	Michael Rutter	Kawasaki	165.8	2019 Supertwin-1



					Qualifying Time	5:27.440	Qualifying Speed	98.62		
Pos	Class	No	Name	Machine / Sponsor	Time	Best Lap Behind	Speed	On	Total Laps	Qualifying Laps
Qualifying Classification										
1	SSP	34	Alastair SEELEY	Ducati - Powertoolmate Ducati	4:36.589		116.751	6	6	5
2	SSP	47	Richard COOPER	Yamaha - BPE by Russell Racing	4:36.983	0.394	116.585	5	6	5
3	SSP	2	Dean HARRISON	Yamaha - BPE by Russell Racing	4:38.119	1.530	116.109	7	7	6
4	SSP	6	Michael DUNLOP	Yamaha - MD Racing	4:38.281	1.692	116.041	5	5	2
5	SSP	666	Peter HICKMAN	Triumph - K2 Trooper Triumph by PHR	4:39.471	2.882	115.547	7	7	6
6	SSP	13	Lee JOHNSTON	Yamaha - Ashcourt Racing	4:40.499	3.910	115.123	5	6	5
7	SSP	74	Davey TODD	Honda - Milenco by Padgett's Motorcycles	4:42.395	5.806	114.350	4	5	5
8	SSP	16	Mike BROWNE	Yamaha - Burrows by RK Racing	4:43.301	6.712	113.985	6	7	6
9	SSP	22	Paul JORDAN	Yamaha - PreZ Racing by Prosper2	4:44.063	7.474	113.679	4	6	4
10	SSP	56	Adam McLEAN	Yamaha - JMcC Roofing Racing	4:45.841	9.252	112.972	4	4	3
11	SSP	24	Conor CUMMINS	Honda - Milenco by Padgett's Motorcycles	4:45.955	9.366	112.927	4	5	4
12	SSP	99	Jeremy McWILLIAMS	Honda - Wilson Craig Racing	4:48.859	12.270	111.792	2	4	3
13	SSP	65	Michael SWEENEY	Yamaha - EM Building	4:49.122	12.533	111.690	5	5	3
14	SSP	8	Christian ELKIN	Yamaha - Bob Wylie Racing	4:49.786	13.197	111.434	3	6	4
15	SSP	14	Joey THOMPSON	Yamaha - 74 Racing by Genertech	4:50.386	13.797	111.204	6	6	4
16	SSP	27	Joe LOUGHLIN	Kawasaki - G2-Tech	4:52.079	15.490	110.559	6	6	5
17	SSP	20	Matthieu LAGRIVE	Yamaha - Optimark Road Racing	4:53.719	17.130	109.942	7	7	6
18	SSP	9	Craig NEVE	Triumph - Bathams Racing	4:53.839	17.250	109.897	3	5	3
19	SSP	199	Pierre Yves BIAN	Triumph - K2 Trooper Triumph by PHR	4:53.931	17.342	109.863	5	5	2
20	SSP	11	Stefano BONETTI	Yamaha - Gomma Racing	4:55.675	19.086	109.215	3	5	2
21	SSP	23	Gary McCOY	Suzuki - MadBros Racing	4:56.440	19.851	108.933	5	5	3
22	SSP	59	Darryl TWEED	Yamaha - Parker Transport	4:56.973	20.384	108.737	3	5	3
23	SSP	119	Kris DUNCAN	Kawasaki - TCC/KD Racing/plantfitter.com	4:57.734	21.145	108.459	6	6	5
24	SSP	66	Ryan GIBSON	Yamaha - Team ILR	4:59.371	22.782	107.866	6	6	5
25	SSP	92	Jamie WILLIAMS	Honda - JLG/NCE Racing	5:00.652	24.063	107.407	4	5	3
26	SSP	10	James CHAWKE	Kawasaki - B&W Lady B Racing	5:02.256	25.667	106.837	3	6	4
27	SSP	21	Barry GRAHAM	Yamaha	5:02.653	26.064	106.696	2	4	3
28	SSP	111	Brian McCORMACK	Triumph - Global Robots	5:02.926	26.337	106.600	5	5	3
29	SSP	109	Neil KERNOHAN	Yamaha - Kernohan Racing	5:03.801	27.212	106.293	4	5	3
30	SSP	89	Mark CONLIN	Yamaha - NRG-Moto.com	5:04.683	28.094	105.986	4	5	4
31	SSP	88	Emmet O'GRADY	Yamaha - Harris Group	5:04.858	28.269	105.925	3	5	3
32	SSP	134	Don GILBERT	Kawasaki - Gorilla Racing	5:05.485	28.896	105.707	2	5	4
33	SSP	31	Phil STEWART	Yamaha - Phil Stewart Slaters	5:05.604	29.015	105.666	3	5	4
34	SSP	33	Ryan WHITEHALL	Yamaha - WR Racing	5:06.535	29.946	105.345	5	5	2
35	SSP	17	Toby SHANN	Triumph	5:08.697	32.108	104.607	6	6	5
36	SSP	26	Dennis BOOTH	Yamaha	5:09.020	32.431	104.498	6	6	4
37	SSP	18	Gerald DATH	Kawasaki - Optimark Road Racing	5:13.209	36.620	103.100	2	3	2
38	SSP	42	Jonathan PERRY	Honda - Gordon Huxley Racing	5:15.197	38.608	102.450	4	5	3
39	SSP	51	Rad HUGHES	Kawasaki - RAF Motorsports	5:16.302	39.713	102.092	5	6	4
40	SSP	87	Patricia FERNANDEZ WEST	Yamaha - JMcC Roofing Racing	5:17.180	40.591	101.810	6	6	3
41	SSP	43	Stephen DEGNAN	Kawasaki	5:20.114	43.525	100.877	4	5	3
42	SSP	94	Stephen PARSONS	Kawasaki - Giraffe Racing	5:20.978	44.389	100.605	6	6	4
43	SSP	30	Brian FUIDGE	Kawasaki - Royal Navy Royal Marines RRT	5:22.659	46.070	100.081	5	6	2
Non Qualifiers										
SSP	12	Raul TORRAS	Yamaha - Optimark RRT by TRT	5:13.272	36.683	103.080	2	2	2	1
SSP	15	Andy SELLARS	Yamaha - ASM Road Racing	5:33.619	57.030	96.793	6	6	6	0
SSP	69	Yann GALLI	Honda	6:56.213	2:19.624	77.585	1	1	1	0

Provisional result to be confirmed by the Stewards of the Meeting subject to completion of technical inspections & the time limit for protests

Page 1 / 1

Circuit	The Triangle	Signed	Organising Club	Coleraine & District Motor Club
Length(miles)	8.9700 Lap 1 (8.8300)		Qualifying Started	11:30
Weather	Sunny	Chief Timekeeper		
Track	Dry, 30°C	Issued At: 12:10		



SUPERSPORT

Q1: First Qualifying

Tuesday, 09 May 2023

DETAILED SECTOR ANALYSIS

Qualifying Classification

Position

1 34 Alastair SEELEY

SSP Behind 6 Gp
Best Time **4:36.589** Best Speed **116.751** On

Lap	Lap Time	Lap Speed	Sector 1	Sector 2	Sector 3	Speed Trap
1	5:23.887	98.145	1:30.926	1:08.862		176.7
2	5:35.111	96.362	2:57.842	1:29.501	1:07.768	173.5
3	4:44.400	113.544	2:08.365	1:28.311	1:07.724	172.2
4	4:39.027	115.731	2:05.670	1:27.248	1:06.109	173.5
5	4:37.741	116.267	2:04.954	1:26.848	1:05.939	173.5
6	4:36.589	116.751	2:04.075	1:26.810	1:05.704	174.0
<i>Ideal</i>	<i>4:36.589</i>	<i>116.751</i>	<i>2:04.075</i>	<i>1:26.810</i>	<i>1:05.704</i>	<i>176.7</i>

2 47 Richard COOPER

SSP Behind 5 Gp
Best Time **4:36.983** Best Speed **116.585** On

Lap	Lap Time	Lap Speed	Sector 1	Sector 2	Sector 3	Speed Trap
1	5:36.618	94.433	1:28.351	1:08.708		183.0
2	4:42.780	114.195	2:07.748	1:27.943	1:07.089	176.7
3	4:40.132	115.274	2:06.785	1:27.181	1:06.166	175.3
4	4:37.383	116.417	2:04.437	1:26.778	1:06.168	178.6
5	4:36.983	116.585	2:04.359	1:26.193	1:06.431	177.2
6	4:56.339	108.970	2:10.713	1:31.719		176.7
<i>Ideal</i>	<i>4:36.718</i>	<i>116.696</i>	<i>2:04.359</i>	<i>1:26.193</i>	<i>1:06.166</i>	<i>183.0</i>

3 2 Dean HARRISON

SSP Behind 7 Gp
Best Time **4:38.119** Best Speed **116.109** On

Lap	Lap Time	Lap Speed	Sector 1	Sector 2	Sector 3	Speed Trap
1	5:41.653	93.042	1:31.390	1:09.484		178.6
2	4:42.259	114.406	2:06.686	1:28.491	1:07.082	176.7
3	4:40.965	114.932	2:05.450	1:28.745	1:06.770	176.3
4	4:38.770	115.837	2:04.999	1:27.526	1:06.245	175.3
5	4:38.800	115.825	2:04.385	1:27.941	1:06.474	177.2
6	4:49.847	111.411	2:10.484	1:31.197	1:08.166	171.3
7	4:38.119	116.109	2:05.094	1:26.756	1:06.269	175.8
<i>Ideal</i>	<i>4:37.386</i>	<i>116.415</i>	<i>2:04.385</i>	<i>1:26.756</i>	<i>1:06.245</i>	<i>178.6</i>

Qualifying Classification

Position

4 6 Michael DUNLOP

SSP Behind 5 Gp
Best Time **4:38.281** Best Speed **116.041** On

Lap	Lap Time	Lap Speed	Sector 1	Sector 2	Sector 3	Speed Trap
1	8:45.575	60.482		1:31.476		172.2
2	7:21.039	73.218		1:27.065		172.6
3	7:39.507	70.275		1:28.574	1:08.261	171.3
4	4:42.103	114.469	2:06.279	1:29.053	1:06.771	173.1
5	4:38.281	116.041	2:05.710	1:27.129	1:05.442	172.2
<i>Ideal</i>	<i>4:38.217</i>	<i>116.068</i>	<i>2:05.710</i>	<i>1:27.065</i>	<i>1:05.442</i>	<i>173.1</i>

5 666 Peter HICKMAN

SSP Behind 7 Gp
Best Time **4:39.471** Best Speed **115.547** On

Lap	Lap Time	Lap Speed	Sector 1	Sector 2	Sector 3	Speed Trap
1	6:24.864	82.595		1:35.112	1:13.214	171.8
2	4:49.275	111.631	2:10.710	1:30.918	1:07.647	173.1
3	4:44.770	113.397	2:07.649	1:29.793	1:07.328	175.8
4	4:44.632	113.452	2:08.476	1:29.539	1:06.617	170.9
5	4:41.532	114.701	2:07.080	1:28.170	1:06.282	171.3
6	4:42.264	114.404	2:07.210	1:28.976	1:06.078	170.9
7	4:39.471	115.547	2:05.769	1:28.408	1:05.294	170.9
<i>Ideal</i>	<i>4:39.233</i>	<i>115.645</i>	<i>2:05.769</i>	<i>1:28.170</i>	<i>1:05.294</i>	<i>175.8</i>

6 13 Lee JOHNSTON

SSP Behind 5 Gp
Best Time **4:40.499** Best Speed **115.123** On

Lap	Lap Time	Lap Speed	Sector 1	Sector 2	Sector 3	Speed Trap
1	8:06.198	65.381		1:31.498	1:10.627	165.8
2	4:50.524	111.151	2:12.823	1:29.480	1:08.221	166.2
3	4:44.000	113.704	2:08.838	1:28.145	1:07.017	174.4
4	4:43.753	113.803	2:08.579	1:28.716	1:06.458	164.2
5	4:40.499	115.123	2:06.593	1:27.719	1:06.187	168.7
6	5:06.386	105.396	2:17.291	1:32.859		165.8
<i>Ideal</i>	<i>4:40.499</i>	<i>115.123</i>	<i>2:06.593</i>	<i>1:27.719</i>	<i>1:06.187</i>	<i>174.4</i>





SUPERSPORT

Q1: First Qualifying

Tuesday, 09 May 2023

DETAILED SECTOR ANALYSIS

Qualifying Classification

Position

7 **74 Davey TODD**

SSP Behind **5.806**
Best Time **4:42.395** Best Speed **114.350** On **4** Gp

Lap	Lap Time	Lap Speed	Sector 1	Sector 2	Sector 3	Speed Trap
1	5:24.173	98.059	1:33.621	1:08.736	171.8	
2	4:46.242	112.814	2:08.937	1:29.234	1:08.071	175.8
3	4:45.110	113.262	2:07.729	1:29.340	1:08.041	172.2
4	4:42.395	114.350	2:06.963	1:28.802	1:06.630	171.3
5	4:50.993	110.972	2:08.189	1:30.664	173.1	
<i>Ideal</i>	<i>4:42.395</i>	<i>114.350</i>	<i>2:06.963</i>	<i>1:28.802</i>	<i>1:06.630</i>	<i>175.8</i>

8 **16 Mike BROWNE**

SSP Behind **6.712**
Best Time **4:43.301** Best Speed **113.985** On **6** Gp

Lap	Lap Time	Lap Speed	Sector 1	Sector 2	Sector 3	Speed Trap
1	5:45.043	92.128	1:33.376	1:10.186	175.8	
2	4:51.271	110.866	2:09.335	1:32.378	1:09.558	174.9
3	4:49.465	111.558	2:09.611	1:31.059	1:08.795	173.5
4	4:47.538	112.305	2:08.569	1:30.980	1:07.989	171.3
5	4:46.725	112.624	2:08.269	1:30.562	1:07.894	170.5
6	4:43.301	113.985	2:06.267	1:29.414	1:07.620	174.0
7	4:46.586	112.678	2:08.343	1:29.838	1:08.405	170.9
<i>Ideal</i>	<i>4:43.301</i>	<i>113.985</i>	<i>2:06.267</i>	<i>1:29.414</i>	<i>1:07.620</i>	<i>175.8</i>

9 **22 Paul JORDAN**

SSP Behind **7.474**
Best Time **4:44.063** Best Speed **113.679** On **4** Gp

Lap	Lap Time	Lap Speed	Sector 1	Sector 2	Sector 3	Speed Trap
1	5:27.995	96.916	1:31.080	1:09.114	169.6	
2	4:48.429	111.958	2:10.533	1:29.909	1:07.987	167.1
3	4:46.075	112.879	2:10.285	1:28.911	1:06.879	169.2
4	4:44.063	113.679	2:08.415	1:28.778	1:06.870	171.3
5	5:11.316	103.727	2:13.594	1:37.885	164.2	
6	7:48.309	68.954	1:29.238	1:07.551	169.2	
<i>Ideal</i>	<i>4:44.063</i>	<i>113.679</i>	<i>2:08.415</i>	<i>1:28.778</i>	<i>1:06.870</i>	<i>171.3</i>

Qualifying Classification

Position

10 **56 Adam McLEAN**

SSP Behind **9.252**
Best Time **4:45.841** Best Speed **112.972** On **4** Gp

Lap	Lap Time	Lap Speed	Sector 1	Sector 2	Sector 3	Speed Trap
1	5:25.318	97.714	1:33.133	1:09.573	169.2	
2	5:11.210	103.763	2:08.604	1:30.897	170.5	
3	15:54.143	33.844	1:30.563	1:08.946	156.2	
4	4:45.841	112.972	2:08.732	1:29.563	1:07.546	168.3
<i>Ideal</i>	<i>4:45.713</i>	<i>113.023</i>	<i>2:08.604</i>	<i>1:29.563</i>	<i>1:07.546</i>	<i>170.5</i>

11 **24 Conor CUMMINS**

SSP Behind **9.366**
Best Time **4:45.955** Best Speed **112.927** On **4** Gp

Lap	Lap Time	Lap Speed	Sector 1	Sector 2	Sector 3	Speed Trap
1	6:15.084	84.749	1:35.776	1:12.046	168.7	
2	4:53.209	110.133	2:12.976	1:31.486	1:08.747	170.5
3	4:51.527	110.768	2:10.963	1:31.321	1:09.243	172.6
4	4:45.955	112.927	2:08.821	1:29.654	1:07.480	174.0
5	4:49.346	111.603	2:07.963	1:30.059	170.9	
<i>Ideal</i>	<i>4:45.097</i>	<i>113.267</i>	<i>2:07.963</i>	<i>1:29.654</i>	<i>1:07.480</i>	<i>174.0</i>

12 **99 Jeremy McWILLIAMS**

SSP Behind **12.270**
Best Time **4:48.859** Best Speed **111.792** On **2** Gp

Lap	Lap Time	Lap Speed	Sector 1	Sector 2	Sector 3	Speed Trap
1	5:25.757	97.582	1:32.581	1:09.633	169.2	
2	4:48.859	111.792	2:09.823	1:30.105	1:08.931	167.9
3	5:01.180	107.218	2:13.029	1:33.755	166.2	
4	18:15.137	29.487	1:42.414	1:09.511	168.7	
<i>Ideal</i>	<i>4:48.859</i>	<i>111.792</i>	<i>2:09.823</i>	<i>1:30.105</i>	<i>1:08.931</i>	<i>169.2</i>

13 **65 Michael SWEENEY**

SSP Behind **12.533**
Best Time **4:49.122** Best Speed **111.690** On **5** Gp

Lap	Lap Time	Lap Speed	Sector 1	Sector 2	Sector 3	Speed Trap
1	5:42.579	92.790	1:31.236	1:10.777	168.3	
2	4:50.261	111.252	2:11.269	1:30.435	1:08.557	167.9
3	5:04.307	106.117	2:11.374	1:30.415	161.5	
4	11:09.226	48.253	1:31.160	1:10.026	165.4	
5	4:49.122	111.690	2:10.838	1:30.080	1:08.204	167.1
<i>Ideal</i>	<i>4:49.122</i>	<i>111.690</i>	<i>2:10.838</i>	<i>1:30.080</i>	<i>1:08.204</i>	<i>168.3</i>





SUPERSPORT

Q1: First Qualifying

Tuesday, 09 May 2023

DETAILED SECTOR ANALYSIS

Qualifying Classification

Position

14 8 Christian ELKIN

SSP Behind 13.197

Best Time 4:49.786 Best Speed 111.434 On 3 Gp

Lap	Lap Time	Lap Speed	Sector 1	Sector 2	Sector 3	Speed Trap
1	5:42.259	92.877		1:31.819	1:11.117	170.5
2	4:52.512	110.395	2:11.288	1:31.608	1:09.616	170.9
3	4:49.786	111.434	2:10.070	1:30.543	1:09.173	171.3
4	4:54.154	109.779	2:10.921	1:31.450		166.7
5	8:32.401	63.021		1:31.178	1:09.911	171.3
6	4:50.636	111.108	2:10.396	1:30.010	1:10.230	173.1
<i>Ideal</i>	<i>4:49.253</i>	<i>111.639</i>	<i>2:10.070</i>	<i>1:30.010</i>	<i>1:09.173</i>	<i>173.1</i>

15 14 Joey THOMPSON

SSP Behind 13.797

Best Time 4:50.386 Best Speed 111.204 On 6 Gp

Lap	Lap Time	Lap Speed	Sector 1	Sector 2	Sector 3	Speed Trap
1	5:46.217	91.815		1:33.927	1:11.974	161.1
2	4:59.609	107.780	2:15.829	1:32.780	1:11.000	169.6
3	4:58.176	108.298	2:15.039	1:32.589	1:10.548	170.0
4	5:00.298	107.533	2:13.077	1:31.908		170.5
5	8:07.684	66.215		1:31.279	1:10.027	170.9
6	4:50.386	111.204	2:11.152	1:29.851	1:09.383	175.3
<i>Ideal</i>	<i>4:50.386</i>	<i>111.204</i>	<i>2:11.152</i>	<i>1:29.851</i>	<i>1:09.383</i>	<i>175.3</i>

16 27 Joe LOUGHLIN

SSP Behind 15.490

Best Time 4:52.079 Best Speed 110.559 On 6 Gp

Lap	Lap Time	Lap Speed	Sector 1	Sector 2	Sector 3	Speed Trap
1	8:05.390	65.490		1:36.376	1:13.382	160.7
2	4:54.180	109.770	2:13.366	1:31.424	1:09.390	171.3
3	4:58.139	108.312	2:15.113	1:33.610	1:09.416	163.0
4	4:55.971	109.105	2:14.129	1:32.579	1:09.263	159.6
5	5:01.324	107.167	2:12.582	1:39.328	1:09.414	165.4
6	4:52.079	110.559	2:11.215	1:32.004	1:08.860	165.0
<i>Ideal</i>	<i>4:51.499</i>	<i>110.779</i>	<i>2:11.215</i>	<i>1:31.424</i>	<i>1:08.860</i>	<i>171.3</i>

Qualifying Classification

Position

17 20 Matthieu LAGRIVE

SSP Behind 17.130

Best Time 4:53.719 Best Speed 109.942 On 7 Gp

Lap	Lap Time	Lap Speed	Sector 1	Sector 2	Sector 3	Speed Trap
1	5:51.146	90.526		1:33.637	1:12.778	166.7
2	5:04.714	105.975	2:16.288	1:33.565	1:14.861	164.6
3	5:02.646	106.699	2:16.946	1:33.994	1:11.706	153.7
4	4:55.035	109.451	2:13.114	1:31.775	1:10.146	165.4
5	4:54.988	109.469	2:13.281	1:31.505	1:10.202	164.6
6	4:54.593	109.616	2:13.086	1:31.569	1:09.938	164.6
7	4:53.719	109.942	2:13.141	1:31.008	1:09.570	164.6
<i>Ideal</i>	<i>4:53.664</i>	<i>109.962</i>	<i>2:13.086</i>	<i>1:31.008</i>	<i>1:09.570</i>	<i>166.7</i>

18 9 Craig NEVE

SSP Behind 17.250

Best Time 4:53.839 Best Speed 109.897 On 3 Gp

Lap	Lap Time	Lap Speed	Sector 1	Sector 2	Sector 3	Speed Trap
1	6:15.614	84.629		1:33.316	1:11.124	166.2
2	4:54.681	109.583	2:13.964	1:31.390	1:09.327	166.7
3	4:53.839	109.897	2:11.411	1:32.452	1:09.976	165.4
4	4:57.629	108.497	2:12.453	1:31.629		164.6
5	10:24.097	51.742		1:30.965	1:10.965	165.8
<i>Ideal</i>	<i>4:51.703</i>	<i>110.702</i>	<i>2:11.411</i>	<i>1:30.965</i>	<i>1:09.327</i>	<i>166.7</i>

19 199 Pierre Yves BIAN

SSP Behind 17.342

Best Time 4:53.931 Best Speed 109.863 On 5 Gp

Lap	Lap Time	Lap Speed	Sector 1	Sector 2	Sector 3	Speed Trap
1	5:36.390	94.497		1:34.132	1:12.869	171.3
2	4:57.720	108.464	2:13.725	1:31.408		168.7
3	13:06.689	41.048		1:32.823	1:10.796	169.2
4	5:28.339	98.350	2:40.696	1:36.122	1:11.521	167.1
5	4:53.931	109.863	2:11.897	1:31.249	1:10.785	170.9
<i>Ideal</i>	<i>4:53.931</i>	<i>109.863</i>	<i>2:11.897</i>	<i>1:31.249</i>	<i>1:10.785</i>	<i>171.3</i>



SUPERSPORT

Q1: First Qualifying

Tuesday, 09 May 2023

DETAILED SECTOR ANALYSIS

Qualifying Classification

Position

20 11 Stefano BONETTI

SSP Behind 19.086

Best Time 4:55.675 Best Speed 109.215 On 3 Gp

Lap	Lap Time	Lap Speed	Sector 1	Sector 2	Sector 3	Speed Trap
1	8:24.407	63.021		1:37.461	1:13.912	154.4
2	4:59.310	107.888	2:16.472	1:32.832	1:10.006	163.4
3	4:55.675	109.215	2:13.001	1:33.017	1:09.657	165.0
4	5:41.748	94.491	2:30.915	1:48.760		136.6
5	7:39.882	70.218		1:36.358	1:10.061	154.1
<i>Ideal</i>	<i>4:55.490</i>	<i>109.283</i>	<i>2:13.001</i>	<i>1:32.832</i>	<i>1:09.657</i>	<i>165.0</i>

21 23 Gary McCOY

SSP Behind 19.851

Best Time 4:56.440 Best Speed 108.933 On 5 Gp

Lap	Lap Time	Lap Speed	Sector 1	Sector 2	Sector 3	Speed Trap
1	6:17.301	84.251		1:34.830	1:11.034	166.2
2	4:58.070	108.337	2:14.091	1:33.443	1:10.536	166.2
3	5:01.816	106.992	2:13.225	1:33.867		166.7
4	11:29.658	46.823		1:33.046	1:10.666	166.2
5	4:56.440	108.933	2:13.032	1:32.704	1:10.704	165.8
<i>Ideal</i>	<i>4:56.272</i>	<i>108.994</i>	<i>2:13.032</i>	<i>1:32.704</i>	<i>1:10.536</i>	<i>166.7</i>

22 59 Darryl TWEED

SSP Behind 20.384

Best Time 4:56.973 Best Speed 108.737 On 3 Gp

Lap	Lap Time	Lap Speed	Sector 1	Sector 2	Sector 3	Speed Trap
1	6:26.959	82.148		1:35.775	1:12.100	165.8
2	5:01.216	107.205	2:17.322	1:33.369	1:10.525	162.2
3	4:56.973	108.737	2:13.756	1:33.452	1:09.765	164.6
4	5:03.394	106.436	2:13.336	1:33.657		164.6
5	7:29.792	71.793		1:32.104	1:10.662	170.5
<i>Ideal</i>	<i>4:55.205</i>	<i>109.388</i>	<i>2:13.336</i>	<i>1:32.104</i>	<i>1:09.765</i>	<i>170.5</i>

Qualifying Classification

Position

23 119 Kris DUNCAN

SSP Behind 21.145

Best Time 4:57.734 Best Speed 108.459 On 6 Gp

Lap	Lap Time	Lap Speed	Sector 1	Sector 2	Sector 3	Speed Trap
1	6:25.715	82.413		1:34.875	1:15.930	159.2
2	5:05.214	105.801	2:17.698	1:34.819	1:12.697	163.8
3	4:58.875	108.045	2:13.387	1:33.041	1:12.447	166.7
4	4:59.412	107.851	2:14.362	1:33.154	1:11.896	165.8
5	4:58.764	108.085	2:14.079	1:33.109	1:11.576	165.0
6	4:57.734	108.459	2:13.289	1:32.307	1:12.138	164.2
<i>Ideal</i>	<i>4:57.172</i>	<i>108.664</i>	<i>2:13.289</i>	<i>1:32.307</i>	<i>1:11.576</i>	<i>166.7</i>

24 66 Ryan GIBSON

SSP Behind 22.782

Best Time 4:59.371 Best Speed 107.866 On 6 Gp

Lap	Lap Time	Lap Speed	Sector 1	Sector 2	Sector 3	Speed Trap
1	6:11.487	85.570		1:38.513	1:14.102	161.9
2	5:07.524	105.006	2:20.657	1:34.993	1:11.874	159.9
3	5:04.630	106.004	2:18.040	1:35.565	1:11.025	159.6
4	5:01.871	106.973	2:15.902	1:34.396	1:11.573	164.6
5	5:15.570	102.329	2:16.706	1:35.567	1:23.297	157.7
6	4:59.371	107.866	2:15.817	1:33.557	1:09.997	158.8
<i>Ideal</i>	<i>4:59.371</i>	<i>107.866</i>	<i>2:15.817</i>	<i>1:33.557</i>	<i>1:09.997</i>	<i>164.6</i>

25 92 Jamie WILLIAMS

SSP Behind 24.063

Best Time 5:00.652 Best Speed 107.407 On 4 Gp

Lap	Lap Time	Lap Speed	Sector 1	Sector 2	Sector 3	Speed Trap
1	6:57.406	76.156		1:36.933	1:11.681	144.5
2	5:03.811	106.290	2:19.019			164.2
3	11:39.936	46.136				0.0
4	5:00.652	107.407				0.0
5	5:00.564	107.438				0.0
<i>Ideal</i>	<i>5:07.633</i>	<i>104.969</i>	<i>2:19.019</i>	<i>1:36.933</i>	<i>1:11.681</i>	<i>164.2</i>



SUPERSPORT

Q1: First Qualifying

Tuesday, 09 May 2023

DETAILED SECTOR ANALYSIS

Qualifying Classification

Position

26 10 James CHAWKE

SSP Behind 25.667

Best Time 5:02.256 Best Speed 106.837 On 3 Gp

Lap	Lap Time	Lap Speed	Sector 1	Sector 2	Sector 3	Speed Trap
1	6:26.522	82.241	1:39.424	1:16.325	152.7	
2	5:07.870	104.888	2:19.953	1:35.056	1:12.861	157.7
3	5:02.256	106.837	2:16.077	1:34.179	1:12.000	163.0
4	5:04.039	106.210	2:14.882	1:33.704		164.2
5	7:20.136	73.368		1:33.454	1:12.180	165.4
6	5:21.769	100.358	2:15.330	1:50.200		163.4
<i>Ideal</i>	<i>5:00.336</i>	<i>107.520</i>	<i>2:14.882</i>	<i>1:33.454</i>	<i>1:12.000</i>	<i>165.4</i>

27 21 Barry GRAHAM

SSP Behind 26.064

Best Time 5:02.653 Best Speed 106.696 On 2 Gp

Lap	Lap Time	Lap Speed	Sector 1	Sector 2	Sector 3	Speed Trap
1	5:50.701	90.641		1:35.926	1:13.463	170.9
2	5:02.653	106.696	2:18.159	1:33.671	1:10.823	160.7
3	5:04.449	106.067	2:18.718	1:34.144	1:11.587	160.3
4	5:05.873	105.573	2:14.539	1:36.348		163.0
<i>Ideal</i>	<i>4:59.033</i>	<i>107.988</i>	<i>2:14.539</i>	<i>1:33.671</i>	<i>1:10.823</i>	<i>170.9</i>

28 111 Brian McCORMACK

SSP Behind 26.337

Best Time 5:02.926 Best Speed 106.600 On 5 Gp

Lap	Lap Time	Lap Speed	Sector 1	Sector 2	Sector 3	Speed Trap
1	6:43.850	78.712		1:36.046	1:14.637	163.4
2	5:06.433	105.380	2:18.849	1:34.972	1:12.612	161.9
3	5:15.768	102.265	2:20.224	1:38.380		158.8
4	7:27.164	72.215		1:34.495	1:12.058	162.6
5	5:02.926	106.600	2:16.380	1:35.470	1:11.076	158.8
<i>Ideal</i>	<i>5:01.951</i>	<i>106.945</i>	<i>2:16.380</i>	<i>1:34.495</i>	<i>1:11.076</i>	<i>163.4</i>

Qualifying Classification

Position

29 109 Neil KERNOHAN

SSP Behind 27.212

Best Time 5:03.801 Best Speed 106.293 On 4 Gp

Lap	Lap Time	Lap Speed	Sector 1	Sector 2	Sector 3	Speed Trap
1	8:30.096	62.318		1:38.052		156.2
2	7:37.575	70.572		1:36.419	1:12.482	158.1
3	5:05.222	105.798	2:17.025	1:36.244	1:11.953	157.3
4	5:03.801	106.293	2:16.446	1:36.001	1:11.354	156.6
5	5:06.677	105.296	2:16.280	1:36.310		155.9
<i>Ideal</i>	<i>5:03.635</i>	<i>106.351</i>	<i>2:16.280</i>	<i>1:36.001</i>	<i>1:11.354</i>	<i>158.1</i>

30 89 Mark CONLIN

SSP Behind 28.094

Best Time 5:04.683 Best Speed 105.986 On 4 Gp

Lap	Lap Time	Lap Speed	Sector 1	Sector 2	Sector 3	Speed Trap
1	7:14.088	73.229		1:45.423	1:22.059	150.0
2	5:19.822	100.969	2:28.380	1:36.282	1:15.160	154.4
3	5:06.519	105.351	2:18.604	1:34.205	1:13.710	165.4
4	5:04.683	105.986	2:17.619	1:33.873	1:13.191	164.2
5	5:18.750	101.308	2:20.693	1:35.794		164.2
<i>Ideal</i>	<i>5:04.683</i>	<i>105.986</i>	<i>2:17.619</i>	<i>1:33.873</i>	<i>1:13.191</i>	<i>165.4</i>

31 88 Emmet O'GRADY

SSP Behind 28.269

Best Time 5:04.858 Best Speed 105.925 On 3 Gp

Lap	Lap Time	Lap Speed	Sector 1	Sector 2	Sector 3	Speed Trap
1	6:43.719	78.738		1:40.620	1:20.172	167.1
2	5:08.952	104.521	2:19.351	1:36.298	1:13.303	156.2
3	5:04.858	105.925	2:17.042	1:35.276	1:12.540	152.3
4	5:22.348	100.177	2:30.392			165.8
5	13:25.673	40.081		1:32.737	1:12.167	167.1
<i>Ideal</i>	<i>5:01.946</i>	<i>106.946</i>	<i>2:17.042</i>	<i>1:32.737</i>	<i>1:12.167</i>	<i>167.1</i>





SUPERSPORT

Q1: First Qualifying

Tuesday, 09 May 2023

DETAILED SECTOR ANALYSIS

Qualifying Classification

Position

32 134 Don GILBERT

SSP Behind 28.896

Best Time 5:05.485 Best Speed 105.707 On 2 Gp

Lap	Lap Time	Lap Speed	Sector 1	Sector 2	Sector 3	Speed Trap
1	8:23.873	63.087		1:41.909	1:15.890	161.9
2	5:05.485	105.707	2:17.358	1:35.174	1:12.953	153.4
3	5:08.100	104.810	2:16.564	1:36.235	1:15.301	158.8
4	5:09.723	104.261	2:18.135	1:38.079	1:13.509	158.1
5	5:07.126	105.143	2:17.384	1:36.198	1:13.544	156.2
<i>Ideal</i>	<i>5:04.691</i>	<i>105.983</i>	<i>2:16.564</i>	<i>1:35.174</i>	<i>1:12.953</i>	<i>161.9</i>

33 31 Phil STEWART

SSP Behind 29.015

Best Time 5:05.604 Best Speed 105.666 On 3 Gp

Lap	Lap Time	Lap Speed	Sector 1	Sector 2	Sector 3	Speed Trap
1	6:25.996	82.353		1:36.996	1:15.157	134.9
2	5:07.610	104.977	2:19.824	1:34.859	1:12.927	164.2
3	5:05.604	105.666	2:17.622	1:34.921	1:13.061	163.0
4	5:06.065	105.507	2:18.198	1:35.007	1:12.860	161.1
5	5:12.126	103.458	2:18.433	1:34.888		159.6
<i>Ideal</i>	<i>5:05.341</i>	<i>105.757</i>	<i>2:17.622</i>	<i>1:34.859</i>	<i>1:12.860</i>	<i>164.2</i>

34 33 Ryan WHITEHALL

SSP Behind 29.946

Best Time 5:06.535 Best Speed 105.345 On 5 Gp

Lap	Lap Time	Lap Speed	Sector 1	Sector 2	Sector 3	Speed Trap
1	6:25.370	82.487		1:42.482	1:16.992	145.4
2	5:19.941	100.931	2:24.861	1:40.014	1:15.066	155.9
3	5:28.402	98.331	2:34.373	1:37.816		150.0
4	10:05.594	53.323		1:35.261	1:11.838	159.6
5	5:06.535	105.345	2:17.936	1:36.511	1:12.088	160.3
<i>Ideal</i>	<i>5:05.035</i>	<i>105.863</i>	<i>2:17.936</i>	<i>1:35.261</i>	<i>1:11.838</i>	<i>160.3</i>

Qualifying Classification

Position

35 17 Toby SHANN

SSP Behind 32.108

Best Time 5:08.697 Best Speed 104.607 On 6 Gp

Lap	Lap Time	Lap Speed	Sector 1	Sector 2	Sector 3	Speed Trap
1	7:46.278	68.174		1:37.981	1:15.273	161.5
2	5:11.358	103.713	2:20.103	1:37.150	1:14.105	158.8
3	5:12.324	103.393	2:20.767	1:36.945	1:14.612	162.6
4	5:10.596	103.968	2:21.530	1:35.788	1:13.278	163.8
5	5:10.953	103.848	2:20.821	1:37.069	1:13.063	156.9
6	5:08.697	104.607	2:16.635	1:37.152		161.1
<i>Ideal</i>	<i>5:05.486</i>	<i>105.707</i>	<i>2:16.635</i>	<i>1:35.788</i>	<i>1:13.063</i>	<i>163.8</i>

36 26 Dennis BOOTH

SSP Behind 32.431

Best Time 5:09.020 Best Speed 104.498 On 6 Gp

Lap	Lap Time	Lap Speed	Sector 1	Sector 2	Sector 3	Speed Trap
1	7:15.874	72.929		1:48.294	1:21.980	151.0
2	5:28.029	98.443	2:26.874	1:42.145	1:19.010	159.2
3	5:18.018	101.541	2:25.783	1:39.042	1:13.193	157.3
4	5:17.831	101.601	2:20.577	1:39.484	1:17.770	154.1
5	5:12.743	103.254	2:21.946	1:37.641	1:13.156	154.8
6	5:09.020	104.498	2:18.103	1:37.205	1:13.712	154.8
<i>Ideal</i>	<i>5:08.464</i>	<i>104.686</i>	<i>2:18.103</i>	<i>1:37.205</i>	<i>1:13.156</i>	<i>159.2</i>

37 18 Gerald DATH

SSP Behind 36.620

Best Time 5:13.209 Best Speed 103.100 On 2 Gp

Lap	Lap Time	Lap Speed	Sector 1	Sector 2	Sector 3	Speed Trap
1	6:56.916	76.246		1:39.343	1:15.302	159.9
2	5:13.209	103.100	2:20.408	1:37.259	1:15.542	159.9
3	5:18.654	101.339	2:23.340	1:39.992	1:15.322	148.6
<i>Ideal</i>	<i>5:12.969</i>	<i>103.180</i>	<i>2:20.408</i>	<i>1:37.259</i>	<i>1:15.302</i>	<i>159.9</i>



SUPERSPORT

Q1: First Qualifying

Tuesday, 09 May 2023

DETAILED SECTOR ANALYSIS

Qualifying Classification

Position

38 42 Jonathan PERRY

SSP Behind 38.608

Best Time 5:15.197 Best Speed 102.450 On 4 Gp

Lap	Lap Time	Lap Speed	Sector 1	Sector 2	Sector 3	Speed Trap
1	7:21.271	72.037	1:42.406	1:18.746	156.9	
2	5:23.217	99.908	2:26.228	1:38.084	1:18.905	159.2
3	5:16.240	102.112	2:23.865	1:38.428	1:13.947	161.1
4	5:15.197	102.450	2:20.642	1:37.810	1:13.947	161.5
5	11:25.409	47.113	1:38.010	1:15.978	155.1	
Ideal	5:12.399	103.368	2:20.642	1:37.810	1:13.947	161.5

39 51 Rad HUGHES

SSP Behind 39.713

Best Time 5:16.302 Best Speed 102.092 On 5 Gp

Lap	Lap Time	Lap Speed	Sector 1	Sector 2	Sector 3	Speed Trap
1	7:14.648	73.135	1:43.804	1:22.179	153.4	
2	5:30.855	97.602	2:27.000	1:42.436	1:21.419	152.7
3	5:22.460	100.143	2:25.609	1:39.471	1:17.380	167.1
4	5:20.195	100.851	2:25.002	1:38.335	1:16.858	163.8
5	5:16.302	102.092	2:22.593	1:37.993	1:15.716	162.6
6	5:16.572	102.005	2:21.102	1:38.469	1:17.001	168.3
Ideal	5:14.811	102.576	2:21.102	1:37.993	1:15.716	168.3

40 87 Patricia FERNANDEZ WEST

SSP Behind 40.591

Best Time 5:17.180 Best Speed 101.810 On 6 Gp

Lap	Lap Time	Lap Speed	Sector 1	Sector 2	Sector 3	Speed Trap
1	6:43.549	78.771	1:43.853	1:26.275	148.6	
2	5:36.805	95.877	2:32.396	1:43.406	1:21.003	155.5
3	5:31.624	97.375	2:31.305	1:41.557	1:18.762	156.6
4	5:27.397	98.633	2:28.956	1:40.626	1:17.815	159.6
5	5:20.318	100.812	2:26.014	1:37.774	1:16.530	158.8
6	5:17.180	101.810	2:23.130	1:37.608	1:16.442	169.2
Ideal	5:17.180	101.810	2:23.130	1:37.608	1:16.442	169.2

Qualifying Classification

Position

41 43 Stephen DEGNAN

SSP Behind 43.525

Best Time 5:20.114 Best Speed 100.877 On 4 Gp

Lap	Lap Time	Lap Speed	Sector 1	Sector 2	Sector 3	Speed Trap
1	7:13.518	73.326	1:43.254	1:22.331	134.7	
2	5:30.220	97.789	2:28.735	1:42.344	1:19.141	152.7
3	5:23.477	99.828	2:25.692	1:40.126	1:17.659	151.3
4	5:20.114	100.877	2:24.074	1:38.915	1:17.125	157.7
5	5:25.077	99.336	2:23.908	1:38.814	1:17.125	156.9
Ideal	5:19.847	100.961	2:23.908	1:38.814	1:17.125	157.7

42 94 Stephen PARSONS

SSP Behind 44.389

Best Time 5:20.978 Best Speed 100.605 On 6 Gp

Lap	Lap Time	Lap Speed	Sector 1	Sector 2	Sector 3	Speed Trap
1	7:15.681	72.962	1:43.613	1:22.008	146.7	
2	5:30.160	97.807	2:29.206	1:41.616	1:19.338	143.3
3	5:23.892	99.700	2:25.732	1:41.534	1:16.626	146.4
4	5:24.738	99.440	2:27.554	1:40.520	1:16.664	145.4
5	5:23.687	99.763	2:26.922	1:40.388	1:16.377	141.7
6	5:20.978	100.605	2:24.550	1:39.241	1:17.187	146.7
Ideal	5:20.168	100.860	2:24.550	1:39.241	1:16.377	146.7

43 30 Brian FUIDGE

SSP Behind 46.070

Best Time 5:22.659 Best Speed 100.081 On 5 Gp

Lap	Lap Time	Lap Speed	Sector 1	Sector 2	Sector 3	Speed Trap
1	7:18.082	72.562	1:49.467	1:23.207	143.6	
2	5:37.376	95.715	2:32.301	1:43.799	1:21.276	147.0
3	5:30.226	97.788	2:27.404	1:43.123	1:19.699	152.3
4	5:28.438	98.320	2:28.005	1:42.780	1:17.653	147.3
5	5:22.659	100.081	2:24.413	1:40.436	1:17.810	155.1
6	5:23.536	99.810	2:24.791	1:41.431	1:17.314	156.2
Ideal	5:22.163	100.235	2:24.413	1:40.436	1:17.314	156.2

Non Qualifiers

Position





SUPERSPORT

Q1: First Qualifying

Tuesday, 09 May 2023

DETAILED SECTOR ANALYSIS

Non Qualifiers

Position

12 Raul TORRAS

SSP Behind 36.683

Best Time 5:13.272 Best Speed 103.080 On 2 Gp

Lap	Lap Time	Lap Speed	Sector 1	Sector 2	Sector 3	Speed Trap
1	7:29.099	70.782		1:36.169	1:12.801	153.4
2	5:13.272	103.080	2:20.982	1:37.899	1:14.391	151.3
<i>Ideal</i>	5:09.952	104.184	2:20.982	1:36.169	1:12.801	153.4

15 Andy SELLARS

SSP Behind 57.030

Best Time 5:33.619 Best Speed 96.793 On 6 Gp

Lap	Lap Time	Lap Speed	Sector 1	Sector 2	Sector 3	Speed Trap
1	7:15.376	73.013		1:45.838	1:24.877	135.2
2	5:39.497	95.117	2:32.828	1:43.991	1:22.678	145.1
3	5:42.210	94.363	2:32.656	1:47.599	1:21.955	140.3
4	5:37.883	95.572	2:31.298	1:44.746	1:21.839	145.4
5	5:34.256	96.609	2:30.215	1:44.970	1:19.071	145.7
6	5:33.619	96.793	2:28.586	1:45.333	1:19.700	144.5
<i>Ideal</i>	5:31.648	97.368	2:28.586	1:43.991	1:19.071	145.7

69 Yann GALLI

SSP Behind 2:19.624

Best Time 6:56.213 Best Speed 77.585 On 1 Gp

Lap	Lap Time	Lap Speed	Sector 1	Sector 2	Sector 3	Speed Trap
1	6:56.213	76.374		1:40.482	1:15.010	156.2
<i>Ideal</i>	0.000	0.000		1:40.482	1:15.010	156.2

fonaCAB and Nicholl Oils NORTH WEST 200

SUPERSPORT

Q1: First Qualifying

SECTOR ANALYSIS

Perfect Lap (sum of best sectors) = 4:35.562



SECTOR 1 FINISH - BALLYSALLY			SECTOR 2 BALLYSALLY - METROPOLE		SECTOR 3 METROPOLE - FINISH		IDEAL / BEST COMPARISON				
Pos	No Name	Time	No Name	Time	No Name	Time	Pos	No Name	Ideal Time	Best Time	Diff
1	34 Alastair SEELEY	2:04.075	47 Richard COOPER	1:26.193	666 Peter HICKMAN	1:05.294	1	34 Alastair SEELEY	4:36.589	4:36.589	0.000
2	47 Richard COOPER	2:04.359	2 Dean HARRISON	1:26.756	6 Michael DUNLOP	1:05.442	2	47 Richard COOPER	4:36.718	4:36.983	0.265
3	2 Dean HARRISON	2:04.385	34 Alastair SEELEY	1:26.810	34 Alastair SEELEY	1:05.704	3	2 Dean HARRISON	4:37.386	4:38.119	0.733
4	6 Michael DUNLOP	2:05.710	6 Michael DUNLOP	1:27.065	47 Richard COOPER	1:06.166	4	6 Michael DUNLOP	4:38.217	4:38.281	0.064
5	666 Peter HICKMAN	2:05.769	13 Lee JOHNSTON	1:27.719	13 Lee JOHNSTON	1:06.187	5	666 Peter HICKMAN	4:39.233	4:39.471	0.238
6	16 Mike BROWNE	2:06.267	666 Peter HICKMAN	1:28.170	2 Dean HARRISON	1:06.245	6	13 Lee JOHNSTON	4:40.499	4:40.499	0.000
7	13 Lee JOHNSTON	2:06.593	22 Paul JORDAN	1:28.778	74 Davey TODD	1:06.630	7	74 Davey TODD	4:42.395	4:42.395	0.000
8	74 Davey TODD	2:06.963	74 Davey TODD	1:28.802	22 Paul JORDAN	1:06.870	8	16 Mike BROWNE	4:43.301	4:43.301	0.000
9	24 Conor CUMMINS	2:07.963	16 Mike BROWNE	1:29.414	24 Conor CUMMINS	1:07.480	9	22 Paul JORDAN	4:44.063	4:44.063	0.000
10	22 Paul JORDAN	2:08.415	56 Adam McLEAN	1:29.563	56 Adam McLEAN	1:07.546	10	56 Adam McLEAN	4:45.713	4:45.841	0.128
11	56 Adam McLEAN	2:08.604	24 Conor CUMMINS	1:29.654	16 Mike BROWNE	1:07.620	11	24 Conor CUMMINS	4:45.097	4:45.955	0.858
12	99 Jeremy McWILLIAMS	2:09.823	14 Joey THOMPSON	1:29.851	65 Michael SWEENEY	1:08.204	12	99 Jeremy McWILLIAMS	4:48.859	4:48.859	0.000
13	8 Christian ELKIN	2:10.070	8 Christian ELKIN	1:30.010	27 Joe LOUGHLIN	1:08.860	13	65 Michael SWEENEY	4:49.122	4:49.122	0.000
14	65 Michael SWEENEY	2:10.838	65 Michael SWEENEY	1:30.080	99 Jeremy McWILLIAMS	1:08.931	14	8 Christian ELKIN	4:49.253	4:49.786	0.533
15	14 Joey THOMPSON	2:11.152	99 Jeremy McWILLIAMS	1:30.105	8 Christian ELKIN	1:09.173	15	14 Joey THOMPSON	4:50.386	4:50.386	0.000
16	27 Joe LOUGHLIN	2:11.215	9 Craig NEVE	1:30.965	9 Craig NEVE	1:09.327	16	27 Joe LOUGHLIN	4:51.499	4:52.079	0.580
17	9 Craig NEVE	2:11.411	20 Matthieu LAGRIVE	1:31.008	14 Joey THOMPSON	1:09.383	17	20 Matthieu LAGRIVE	4:53.664	4:53.719	0.055
18	199 Pierre Yves BIAN	2:11.897	199 Pierre Yves BIAN	1:31.249	20 Matthieu LAGRIVE	1:09.570	18	9 Craig NEVE	4:51.703	4:53.839	2.136
19	11 Stefano BONETTI	2:13.001	27 Joe LOUGHLIN	1:31.424	11 Stefano BONETTI	1:09.657	19	199 Pierre Yves BIAN	4:53.931	4:53.931	0.000
20	23 Gary McCOY	2:13.032	59 Darryl TWEED	1:32.104	59 Darryl TWEED	1:09.765	20	11 Stefano BONETTI	4:55.490	4:55.675	0.185
21	20 Matthieu LAGRIVE	2:13.086	119 Kris DUNCAN	1:32.307	66 Ryan GIBSON	1:09.997	21	23 Gary McCOY	4:56.272	4:56.440	0.168
22	119 Kris DUNCAN	2:13.289	23 Gary McCOY	1:32.704	23 Gary McCOY	1:10.536	22	59 Darryl TWEED	4:55.205	4:56.973	1.768
23	59 Darryl TWEED	2:13.336	88 Emmet O'GRADY	1:32.737	199 Pierre Yves BIAN	1:10.785	23	119 Kris DUNCAN	4:57.172	4:57.734	0.562
24	21 Barry GRAHAM	2:14.539	11 Stefano BONETTI	1:32.832	21 Barry GRAHAM	1:10.823	24	66 Ryan GIBSON	4:59.371	4:59.371	0.000
25	10 James CHAWKE	2:14.882	10 James CHAWKE	1:33.454	111 Brian McCORMACK	1:11.076	25	92 Jamie WILLIAMS	5:07.633	5:00.564	7.069
26	66 Ryan GIBSON	2:15.817	66 Ryan GIBSON	1:33.557	109 Neil KERNOHAN	1:11.354	26	10 James CHAWKE	5:00.336	5:02.256	1.920
27	109 Neil KERNOHAN	2:16.280	21 Barry GRAHAM	1:33.671	119 Kris DUNCAN	1:11.576	27	21 Barry GRAHAM	4:59.033	5:02.653	3.620
28	111 Brian McCORMACK	2:16.380	89 Mark CONLIN	1:33.873	92 Jamie WILLIAMS	1:11.681	28	111 Brian McCORMACK	5:01.951	5:02.926	0.975
29	134 Don GILBERT	2:16.564	111 Brian McCORMACK	1:34.495	33 Ryan WHITEHALL	1:11.838	29	109 Neil KERNOHAN	5:03.635	5:03.801	0.166
30	17 Toby SHANN	2:16.635	31 Phil STEWART	1:34.859	10 James CHAWKE	1:12.000	30	89 Mark CONLIN	5:04.683	5:04.683	0.000
31	88 Emmet O'GRADY	2:17.042	134 Don GILBERT	1:35.174	88 Emmet O'GRADY	1:12.167	31	88 Emmet O'GRADY	5:01.946	5:04.858	2.912
32	89 Mark CONLIN	2:17.619	33 Ryan WHITEHALL	1:35.261	12 Raul TORRAS	1:12.801	32	134 Don GILBERT	5:04.691	5:05.485	0.794
33	31 Phil STEWART	2:17.622	17 Toby SHANN	1:35.788	31 Phil STEWART	1:12.860	33	31 Phil STEWART	5:05.341	5:05.604	0.263
34	33 Ryan WHITEHALL	2:17.936	109 Neil KERNOHAN	1:36.001	134 Don GILBERT	1:12.953	34	33 Ryan WHITEHALL	5:05.035	5:06.535	1.500
35	26 Dennis BOOTH	2:18.103	12 Raul TORRAS	1:36.169	17 Toby SHANN	1:13.063	35	17 Toby SHANN	5:05.486	5:08.697	3.211
36	92 Jamie WILLIAMS	2:19.019	92 Jamie WILLIAMS	1:36.933	26 Dennis BOOTH	1:13.156	36	26 Dennis BOOTH	5:08.464	5:09.020	0.556
37	18 Gerald DATH	2:20.408	26 Dennis BOOTH	1:37.205	89 Mark CONLIN	1:13.191	37	18 Gerald DATH	5:12.969	5:13.209	0.240
38	42 Jonathan PERRY	2:20.642	18 Gerald DATH	1:37.259	42 Jonathan PERRY	1:13.947	38	12 Raul TORRAS	5:09.952	5:13.272	3.320
39	12 Raul TORRAS	2:20.982	87 Patricia FERNANDEZ WEST	1:37.608	69 Yann GALLI	1:15.010	39	42 Jonathan PERRY	5:12.399	5:15.197	2.798
40	51 Rad HUGHES	2:21.102	42 Jonathan PERRY	1:37.810	18 Gerald DATH	1:15.302	40	51 Rad HUGHES	5:14.811	5:16.302	1.491
41	87 Patricia FERNANDEZ WEST	2:23.130	51 Rad HUGHES	1:37.993	51 Rad HUGHES	1:15.716	41	87 Patricia FERNANDEZ WEST	5:17.180	5:17.180	0.000
42	43 Stephen DEGNAN	2:23.908	43 Stephen DEGNAN	1:38.814	94 Stephen PARSONS	1:16.377	42	43 Stephen DEGNAN	5:19.847	5:20.114	0.267
43	30 Brian FUIDGE	2:24.413	94 Stephen PARSONS	1:39.241	87 Patricia FERNANDEZ WEST	1:16.442	43	94 Stephen PARSONS	5:20.168	5:20.978	0.810
44	94 Stephen PARSONS	2:24.550	30 Brian FUIDGE	1:40.436	43 Stephen DEGNAN	1:17.125	44	30 Brian FUIDGE	5:22.163	5:22.659	0.496
45	15 Andy SELLARS	2:28.586	69 Yann GALLI	1:40.482	30 Brian FUIDGE	1:17.314	45	15 Andy SELLARS	5:31.648	5:33.619	1.971
			15 Andy SELLARS	1:43.991	15 Andy SELLARS	1:19.071					



SPEED TRAP ON APPROACH TO UNIVERSITY


Class	No/Name	Fastest	Lap 1	Lap 2	Lap 3	Lap 4	Lap 5	Lap 6	Lap 7	Lap 8	Lap 9	Lap 10	Lap 11	Lap 12
SSP	47 Richard COOPER	183.0	183.0	176.7	175.3	178.6	177.2	176.7						
SSP	2 Dean HARRISON	178.6	178.6	176.7	176.3	175.3	177.2	171.3	175.8					
SSP	34 Alastair SEELEY	176.7	176.7	173.5	172.2	173.5	173.5	174.0						
SSP	666 Peter HICKMAN	175.8	171.8	173.1	175.8	170.9	171.3	170.9	170.9					
SSP	16 Mike BROWNE	175.8	175.8	174.9	173.5	171.3	170.5	174.0	170.9					
SSP	74 Davey TODD	175.8	171.8	175.8	172.2	171.3	173.1							
SSP	14 Joey THOMPSON	175.3	161.1	169.6	170.0	170.5	170.9	175.3						
SSP	13 Lee JOHNSTON	174.4	165.8	166.2	174.4	164.2	168.7	165.8						
SSP	24 Conor CUMMINS	174.0	168.7	170.5	172.6	174.0	170.9							
SSP	6 Michael DUNLOP	173.1	172.2	172.6	171.3	173.1	172.2							
SSP	8 Christian ELKIN	173.1	170.5	170.9	171.3	166.7	171.3	173.1						
SSP	22 Paul JORDAN	171.3	169.6	167.1	169.2	171.3	164.2	169.2						
SSP	27 Joe LOUGHLIN	171.3	160.7	171.3	163.0	159.6	165.4	165.0						
SSP	199 Pierre Yves BIAN	171.3	171.3	168.7	169.2	167.1	170.9							
SSP	21 Barry GRAHAM	170.9	170.9	160.7	160.3	163.0								
SSP	59 Darryl TWEED	170.5	165.8	162.2	164.6	164.6	170.5							
SSP	56 Adam McLEAN	170.5	169.2	170.5	156.2	168.3								
SSP	99 Jeremy McWILLIAMS	169.2	169.2	167.9	166.2	168.7								
SSP	87 Patricia FERNANDEZ WEST	169.2	148.6	155.5	156.6	159.6	158.8	169.2						
SSP	65 Michael SWEENEY	168.3	168.3	167.9	161.5	165.4	167.1							
SSP	51 Rad HUGHES	168.3	153.4	152.7	167.1	163.8	162.6	168.3						
SSP	88 Emmet O'GRADY	167.1	167.1	156.2	152.3	165.8	167.1							
SSP	9 Craig NEVE	166.7	166.2	166.7	165.4	164.6	165.8							
SSP	20 Matthieu LAGRIVE	166.7	166.7	164.6	153.7	165.4	164.6	164.6	164.6					
SSP	23 Gary McCOY	166.7	166.2	166.2	166.7	166.2	165.8							
SSP	119 Kris DUNCAN	166.7	159.2	163.8	166.7	165.8	165.0	164.2						
SSP	10 James CHAWKE	165.4	152.7	157.7	163.0	164.2	165.4	163.4						
SSP	89 Mark CONLIN	165.4	150.0	154.4	165.4	164.2	164.2							
SSP	11 Stefano BONETTI	165.0	154.4	163.4	165.0	136.6	154.1							
SSP	66 Ryan GIBSON	164.6	161.9	159.9	159.6	164.6	157.7	158.8						
SSP	31 Phil STEWART	164.2	134.9	164.2	163.0	161.1	159.6							
SSP	92 Jamie WILLIAMS	164.2	144.5	164.2										
SSP	17 Toby SHANN	163.8	161.5	158.8	162.6	163.8	156.9	161.1						
SSP	111 Brian McCORMACK	163.4	163.4	161.9	158.8	162.6	158.8							
SSP	134 Don GILBERT	161.9	161.9	153.4	158.8	158.1	156.2							
SSP	42 Jonathan PERRY	161.5	156.9	159.2	161.1	161.5	155.1							
SSP	33 Ryan WHITEHALL	160.3	145.4	155.9	150.0	159.6	160.3							
SSP	18 Gerald DATH	159.9	159.9	159.9	148.6									
SSP	26 Dennis BOOTH	159.2	151.0	159.2	157.3	154.1	154.8	154.8						
SSP	109 Neil KERNOHAN	158.1	156.2	158.1	157.3	156.6	155.9							
SSP	43 Stephen DEGNAN	157.7	134.7	152.7	151.3	157.7	156.9							
SSP	30 Brian FUIDGE	156.2	143.6	147.0	152.3	147.3	155.1	156.2						
SSP	69 Yann GALLI	156.2	156.2											
SSP	12 Raul TORRAS	153.4	153.4	151.3										
SSP	94 Stephen PARSONS	146.7	146.7	143.3	146.4	145.4	141.7	146.7						
SSP	15 Andy SELLARS	145.7	135.2	145.1	140.3	145.4	145.7	144.5						



					Qualifying Time	5:32.373	Qualifying Speed	97.156		
Pos	Class	No	Name	Machine / Sponsor	Time	Best Lap Behind	Speed	On	Total Laps	Qualifying Laps
Qualifying Classification										
1	SSP	74	Davey TODD	Honda - Mileno by Padgett's Motorcycles	4:40.311		115.201	3	3	2
2	SSP	47	Richard COOPER	Yamaha - BPE by Russell Racing	4:41.263	0.952	114.811	2	2	2
3	SSP	56	Adam McLEAN	Yamaha - JMcC Roofing Racing	4:42.019	1.708	114.503	3	4	4
4	SSP	2	Dean HARRISON	Yamaha - BPE by Russell Racing	4:42.531	2.220	114.295	2	2	2
5	SSP	16	Mike BROWNE	Yamaha - Burrows by RK Racing	4:44.004	3.693	113.703	4	4	3
6	SSP	22	Paul JORDAN	Yamaha - PreZ Racing by Prosper2	4:44.974	4.663	113.316	2	3	2
7	SSP	65	Michael SWEENEY	Yamaha - EM Building	4:46.102	5.791	112.869	3	4	4
8	SSP	8	Christian ELKIN	Yamaha - Bob Wylie Racing	4:47.177	6.866	112.446	2	3	3
9	SSP	99	Jeremy McWILLIAMS	Honda - Wilson Craig Racing	4:47.605	7.294	112.279	3	4	4
10	SSP	20	Matthieu LAGRIVE	Yamaha - Optimark Road Racing	4:48.952	8.641	111.756	3	3	2
11	SSP	199	Pierre Yves BIAN	Triumph - K2 Trooper Triumph by PHR	4:49.206	8.895	111.657	2	3	2
12	SSP	23	Gary McCOY	Suzuki - MadBros Racing	4:51.634	11.323	110.728	3	4	3
13	SSP	59	Darryl TWEED	Yamaha - Parker Transport	4:52.874	12.563	110.259	3	3	3
14	SSP	88	Emmet O'GRADY	Yamaha - Harris Group	4:53.064	12.753	110.188	3	3	2
15	SSP	27	Joe LOUGHLIN	Kawasaki - G2-Tech	4:54.593	14.282	109.616	2	3	2
16	SSP	11	Stefano BONETTI	Yamaha - Gomma Racing	4:55.548	15.237	109.261	3	3	2
17	SSP	10	James CHAWKE	Kawasaki - B&W Lady B Racing	4:56.113	15.802	109.053	3	3	2
18	SSP	92	Jamie WILLIAMS	Honda - JLG/NCE Racing	4:56.803	16.492	108.799	3	3	3
19	SSP	111	Brian McCORMACK	Triumph - Global Robots	4:57.580	17.269	108.515	2	3	3
20	SSP	9	Craig NEVE	Triumph - Bathams Racing	4:58.415	18.104	108.212	3	3	2
21	SSP	21	Barry GRAHAM	Yamaha	4:58.468	18.157	108.193	2	3	2
22	SSP	31	Phil STEWART	Yamaha - Phil Stewart Slaters	4:58.902	18.591	108.035	3	3	3
23	SSP	42	Jonathan PERRY	Honda - Gordon Huxley Racing	4:59.345	19.034	107.876	3	3	3
24	SSP	134	Don GILBERT	Kawasaki - Gorilla Racing	4:59.791	19.480	107.715	3	3	3
25	SSP	89	Mark CONLIN	Yamaha - NRG-Moto.com	5:00.782	20.471	107.360	3	3	2
26	SSP	17	Toby SHANN	Triumph	5:04.581	24.270	106.021	3	3	2
27	SSP	66	Ryan GIBSON	Yamaha - Team ILR	5:05.998	25.687	105.530	2	2	2
28	SSP	109	Neil KERNOHAN	Yamaha - Kernohan Racing	5:06.555	26.244	105.338	2	2	2
29	SSP	69	Yann GALLI	Honda	5:07.899	27.588	104.879	3	3	2
30	SSP	26	Dennis BOOTH	Yamaha	5:14.917	34.606	102.541	3	3	2
31	SSP	43	Stephen DEGNAN	Kawasaki	5:16.518	36.207	102.023	3	3	2
32	SSP	51	Rad HUGHES	Kawasaki - RAF Motorsports	5:18.053	37.742	101.530	3	3	2
33	SSP	30	Brian FUIDGE	Kawasaki - Royal Navy Royal Marines RRT	5:20.197	39.886	100.850	3	3	2
34	SSP	15	Andy SELLARS	Yamaha - ASM Road Racing	5:27.571	47.260	98.580	2	3	2
Non Qualifiers										
	SSP	14	Joey THOMPSON	Yamaha - 74 Racing by Genertech	4:55.659	15.348	109.220	3	3	1
	SSP	119	Kris DUNCAN	Kawasaki - TCC/KD Racing/planfitter.com	5:01.269	20.958	107.187	2	2	1
	SSP	33	Ryan WHITEHALL	Yamaha - WR Racing	5:07.971	27.660	104.854	2	3	1
	SSP	91	Julian TRUMMER	Yamaha - WH Racing with Dynobike	5:44.902	1:04.591	93.627	1	1	0
	SSP	666	Peter HICKMAN	Triumph - K2 Trooper Triumph by PHR	7:32.887	2:52.576	71.303	1	2	0

Provisional result to be confirmed by the Stewards of the Meeting subject to completion of technical inspections & the time limit for protests

Page 1 / 1

Circuit	The Triangle	Signed	Organising Club	Coleraine & District Motor Club
Length(miles)	8.9700 Lap 1 (8.8300)		Chief Timekeeper	Qualifying Started
Weather	Sunny	Issued At:	14:32	12:37
Track	Dry, °C			

fonaCAB and Nicholl Oils NORTH WEST 200


SUPERSPORT Combined Qualifying



Pos	Class	No	Name	-----Best Time / Qual Laps-----		Overall Best Time / Speed / Total Qual Laps
				Session A	Session B	
Qualifying Classification						
1	SSP	34	Alastair SEELEY	4:36.589	5	4:36.589 116.751 5
2	SSP	47	Richard COOPER	4:36.983	5	4:36.983 116.585 7
3	SSP	2	Dean HARRISON	4:38.119	6	4:38.119 116.109 8
4	SSP	6	Michael DUNLOP	4:38.281	2	4:38.281 116.041 2
5	SSP	666	Peter HICKMAN	4:39.471	6	4:39.471 115.547 6
6	SSP	74	Davey TODD	4:42.395	5	4:40.311 115.201 7
7	SSP	13	Lee JOHNSTON	4:40.499	5	4:40.499 115.123 5
8	SSP	56	Adam McLEAN	4:45.841	3	4:42.019 114.503 7
9	SSP	16	Mike BROWNE	4:43.301	6	4:43.301 113.985 9
10	SSP	22	Paul JORDAN	4:44.063	4	4:44.063 113.679 6
11	SSP	24	Conor CUMMINS	4:45.955	4	4:45.955 112.927 4
12	SSP	65	Michael SWEENEY	4:49.122	3	4:46.102 112.869 7
13	SSP	8	Christian ELKIN	4:49.786	4	4:47.177 112.446 7
14	SSP	99	Jeremy McWILLIAMS	4:48.859	3	4:47.605 112.279 7
15	SSP	20	Matthieu LAGRIVE	4:53.719	6	4:48.952 111.756 8
16	SSP	199	Pierre Yves BIAN	4:53.931	2	4:49.206 111.657 4
17	SSP	14	Joey THOMPSON	4:50.386	4	4:50.386 111.204 5
18	SSP	23	Gary McCOY	4:56.440	3	4:51.634 110.728 6
19	SSP	27	Joe LOUGHLIN	4:52.079	5	4:52.079 110.559 7
20	SSP	59	Darryl TWEED	4:56.973	3	4:52.874 110.259 6
21	SSP	88	Emmet O'GRADY	5:04.858	3	4:53.064 110.188 5
22	SSP	9	Craig NEVE	4:53.839	3	4:53.839 109.897 5
23	SSP	11	Stefano BONETTI	4:55.675	2	4:55.548 109.261 4
24	SSP	10	James CHAWKE	5:02.256	4	4:56.113 109.053 6
25	SSP	92	Jamie WILLIAMS	5:00.652	3	4:56.803 108.799 6
26	SSP	111	Brian McCORMACK	5:02.926	3	4:57.580 108.515 6
27	SSP	119	Kris DUNCAN	4:57.734	5	4:57.734 108.459 6
28	SSP	21	Barry GRAHAM	5:02.653	3	4:58.468 108.193 5
29	SSP	31	Phil STEWART	5:05.604	4	4:58.902 108.035 7
30	SSP	42	Jonathan PERRY	5:15.197	3	4:59.345 107.876 6
31	SSP	66	Ryan GIBSON	4:59.371	5	4:59.371 107.866 7
32	SSP	134	Don GILBERT	5:05.485	4	4:59.791 107.715 7
33	SSP	89	Mark CONLIN	5:04.683	4	5:00.782 107.360 6
34	SSP	109	Neil KERNOHAN	5:03.801	3	5:03.801 106.293 5
35	SSP	17	Toby SHANN	5:08.697	5	5:04.581 106.021 7
36	SSP	33	Ryan WHITEHALL	5:06.535	2	5:06.535 105.345 3
37	SSP	69	Yann GALLI	6:56.213	0	5:07.899 104.879 2
38	SSP	26	Dennis BOOTH	5:09.020	4	5:09.020 104.498 6
39	SSP	18	Gerald DATH	5:13.209	2	5:13.209 103.100 2
40	SSP	51	Rad HUGHES	5:16.302	4	5:16.302 102.092 6
41	SSP	43	Stephen DEGNAN	5:20.114	3	5:16.518 102.023 5
42	SSP	87	Patricia FERNANDEZ	5:17.180	3	5:17.180 101.810 3
43	SSP	30	Brian FUIDGE	5:22.659	2	5:20.197 100.850 4
44	SSP	94	Stephen PARSONS	5:20.978	4	5:20.978 100.605 4
45	SSP	15	Andy SELLARS	5:33.619	0	5:27.571 98.580 2
Non Qualifiers						
	SSP	91	Julian TRUMMER	-----		5:44.902 0 0
	SSP	12	Raul TORRAS	5:13.272	1	----- 1

Provisional result to be confirmed by the Stewards of the Meeting subject to completion of technical inspections & the time limit for protests

Page 1 / 1

Circuit	The Triangle	Signed		Organising Club	Coleraine & District Motor Club
Length(miles)	8.9700 Lap 1 (8.8300)		Chief Timekeeper		
Weather		Issued At:			
Track					





TIDES RESTAURANT SUPERSPORT



RACE NUMBER:

2 (SAT)

GROUP: A

[Empty box]

10
CHAWKE

11
BONETTI

ROW 8

9
NEVE

88
O'GRADY

59
TWEED

ROW 7

27
LOUGHLIN

23
McCOY

14
THOMPSON

ROW 6

199
BIAN

20
LAGRIVE

99
McWILLIAMS

ROW 5

8
ELKIN

65
SWEENEY

24
CUMMINS

ROW 4

22
JORDAN

16
BROWNE

56
McLEAN

ROW 3

74
TODD

666
HICKMAN

6
DUNLOP

ROW 2

2
HARRISON

47
COOPER

34
SEELEY

ROW 1

POLE



TIDES RESTAURANT SUPERSPORT



RACE NUMBER:

2 (SAT)

GROUP: B

[Empty box]

[Empty box]

12
TORRAS

91
TRUMMER

15
SELLARS

94
PARSONS

ROW 15

30
FUIDGE

87
FERNANDEZ

43
DEGNAN

ROW 14

51
HUGHES

18
DATH

26
BOOTH

ROW 13

69
GALLI

33
WHITEHALL

17
SHANN

ROW 12

109
KERNOHAN

89
CONLIN

134
GILBERT

ROW 11

66
GIBSON

42
PERRY

31
STEWART

ROW 10

119
DUNCAN

111
McCORMACK

92
WILLIAMS

ROW 9