



Friday 21st & Saturday 22nd April 2023

promoted by Cookstown & District MCC
cookstown100.org



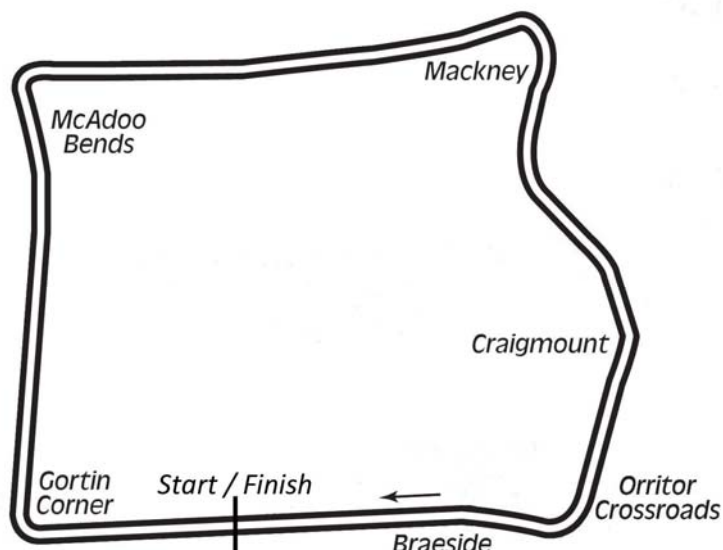
SENIOR SUPPORT



Comhairle Ceantair
Lár Uladh
Mid Ulster
District Council



Orritor Circuit 2.1 miles



LAP RECORDS at the start of the meeting

Class	Rider	Machine	m	s	mph	Year
125cc	William Dunlop	Honda	1	34.755	79.785	2010
Moto 3	Derek McGee	Honda 250	1	33.802	80.595	2018
Supersport 300	Darryl Tweed	Kawasaki 300	1	43.173	73.275	2022
250cc	William Dunlop	Honda	1	29.658	84.320	2009
Moto 450	Ryan Farquhar	Kawasaki	1	35.432	79.219	2012
Lightweight Supersport	Darryl Tweed	Kawasaki 400	1	34.604	79.912	2016
Supermono	Jay Bellers-Smith	KTM 732	1	35.509	79.155	2022
Supertwin	Adam McLean	Kawasaki	1	28.023	85.887	2020
Supersport	Adam McLean	Kawasaki	1	24.442	89.529	2021
Superbike	Michael Dunlop	Honda	1	22.641	91.480	2013
Senior Support	Gary Robinson	Yamaha 600	1	29.956	84.041	2007
Junior Support	Joseph Loughlin	Kawasaki 650	1	30.965	83.109	2017
Classic 1000cc	Andy Hornby	RPS Triumph 750	1	38.605	76.670	2022
Classic 500cc	Neill McWhirter	Norton	1	41.491	74.489	2010
Classic 350cc	Paul Coward	Honda	1	43.421	73.099	2004
Classic 250cc	Geoff McMullan	Suzuki	1	47.294	70.461	2006
Classic GP	Gareth Keys	Yamaha 350	1	41.580	74.424	2019
Post-Classic Twinshock	Anthony McColgan	Bimota 750	1	37.178	77.795	2016

MOST WINS AT COOKSTOWN 100

Ryan Farquhar	26	1996 - 12	(400-1, 450-2, STWN-4, SSP-5, SBK-13, Junior Support-1)
Barry Davidson	21	2007 - 22	(SS300-3, 250-1, Classic 350-10, Classic 500-7)
Ray McCullough	14	1967 - 79	(250-8, 350-3, 500-3)
William Dunlop	14	2006 - 17	(125-3, 250-5, SSP-5, SBK B-1)
Richard Ford	14	2008 - 22	(Classic 250-3, Classic 250 B-1, Classic 1000-7, Post-Classic-1, Junior Support B-2)
Joey Dunlop	11	1977 - 98	(125-1, 250-4, 350-2, 500-2, SSP-1, SBK-1)
Robert Dunlop	11	1985 - 08	(125-7, 250-1, 250 B-1, 350-1, SBK-1)
Phillip McCallen	10	1987 - 96	(250-3, 350-1, SSP-2, SBK-4)
Michael Dunlop	10	2006 - 18	(125-1, 250-1, STWN-3, SSP-2, SBK-2, Junior Support-1)
Derek Sheils	9	2014 - 20	(SSP-1, SBK-8)

MOST WINS AT ALL IRISH ROAD RACE MEETINGS (after Armoy Road Race 2022)

Ryan Farquhar	211	1995-16
Joey Dunlop	156	1971-00
Robert Dunlop	135	1980-08
William Dunlop	119	2005-17
Michael Dunlop	112	2006-22
Ray McCullough	109	1960-82
Phillip McCallen	109	1987-99
Barry Davidson	99	1998-22
Brian Reid	78	1980-94
Darran Lindsay	74	1999-06

CDE COOKSTOWN 100

SENIOR SUPPORT

Q4: Group A Qualifying

Friday, 21 April 2023




Pos	Class	No	Name	Machine / Sponsor	----- Best Lap -----			Laps	
					Time	Behind	Speed		
1	SSEN	97	Anthony O'CARROLL	Kawasaki 600 - O'Carroll Racing	1:33.166		81.145	5	5
2	SSEN	25	Dean LACEY	Kawasaki 600	1:33.225	0.059	81.094	5	5
3	SSEN	23	Stuart McCANN	Triumph 675	1:36.147	2.981	78.630	2	5
4	SSEN	29	Gary JORDAN	Yamaha 600	1:36.319	3.153	78.489	4	5
5	SSEN	118	Tommy HEAPHY	Kawasaki 600	1:36.506	3.340	78.337	3	3
6	SSEN	76	Jacque FOLEY	Yamaha 600	1:36.705	3.539	78.176	3	4
7	SSEN	51	Keith RICHARDSON	Kawasaki 600	1:36.862	3.696	78.049	3	5
8	SSEN	35	Daniel INGHAM	Yamaha 600	1:39.557	6.391	75.936	5	5
9	SSEN	94	Caomhan CANNY	Yamaha 600	1:39.698	6.532	75.829	5	5
10	SSEN	69	Darragh TRAPPE	Suzuki 750	1:39.789	6.623	75.760	4	5
11	SSEN	87	James WALSH	Triumph 675 - JBW Racing	1:42.896	9.730	73.472	4	5
12	SSEN	60	George SCOTT	Honda 600	1:43.671	10.505	72.923	4	5
13	SSEN	37	Mick HOGAN	Suzuki 750	1:43.696	10.530	72.905	4	5
14	SSEN	951	Dave THOMAS	Honda 600 - Obsession Engineering	1:44.154	10.988	72.585	4	5
15	SSEN	11	John CAHILL	Suzuki 750	1:45.100	11.934	71.931	4	5
16	SSEN	57	Yvonne MONTGOMERY	Suzuki 600	1:46.965	13.799	70.677	2	5
17	SSEN	24	Rudi PAUL	Kawasaki 636	1:47.378	14.212	70.405	4	5
18	SSEN	45	Lee OSPREY	Triumph 675 - Trison McMullan Racing	2:00.441	27.275	62.769	1	1

Nos 87 & 118 - TRANSPONDERS NOT DETECTED

Provisional result to be confirmed by the Stewards of the Meeting subject to completion of technical inspections & the time limit for protests

Page 1 / 1

Circuit	Orritor	Signed		Organising Club	Cookstown & District MCC
Length(miles)	2.1000		Chief Timekeeper	Qualifying Started	13:07
Weather	Sunny	Issued At:	13:22		
Track	Dry				



Qualifying Classification

Position

1	97 Anthony O'CARROLL			
SSEN		Behind		
Best Time	1:33.166	Best Speed	81.145	On 5 Gp
Lap	Elapsed Time	Lap Time	Lap Speed	
1	1:58.557	1:58.557	63.767	
2	3:35.627	1:37.070	77.882	
3	5:11.565	1:35.938	78.801	
4	6:46.717	1:35.152	79.452	
5	8:19.883	1:33.166	81.145	

2	25 Dean LACEY			
SSEN		Behind	0.059	
Best Time	1:33.225	Best Speed	81.094	On 5 Gp
Lap	Elapsed Time	Lap Time	Lap Speed	
1	1:44.942	1:44.942	72.040	
2	3:20.380	1:35.438	79.214	
3	4:55.487	1:35.107	79.489	
4	6:30.043	1:34.556	79.953	
5	8:03.268	1:33.225	81.094	

3	23 Stuart McCANN			
SSEN		Behind	2.981	
Best Time	1:36.147	Best Speed	78.630	On 2 Gp
Lap	Elapsed Time	Lap Time	Lap Speed	
1	1:45.943	1:45.943	71.359	
2	3:22.090	1:36.147	78.630	
3	4:58.311	1:36.221	78.569	
4	6:34.960	1:36.649	78.221	
5	8:11.380	1:36.420	78.407	

4	29 Gary JORDAN			
SSEN		Behind	3.153	
Best Time	1:36.319	Best Speed	78.489	On 4 Gp
Lap	Elapsed Time	Lap Time	Lap Speed	
1	1:56.327	1:56.327	64.989	
2	3:35.377	1:39.050	76.325	
3	5:12.681	1:37.304	77.695	
4	6:49.000	1:36.319	78.489	
5	8:26.084	1:37.084	77.871	

Qualifying Classification

Position

5	118 Tommy HEAPHY			
SSEN		Behind	3.340	
Best Time	1:36.506	Best Speed	78.337	On 3 Gp
Lap	Elapsed Time	Lap Time	Lap Speed	
1	3:43.771	3:43.771	33.785	
2	5:20.597	1:36.826	78.078	
3	6:57.103	1:36.506	78.337	

6	76 Jacque FOLEY			
SSEN		Behind	3.539	
Best Time	1:36.705	Best Speed	78.176	On 3 Gp
Lap	Elapsed Time	Lap Time	Lap Speed	
1	1:56.404	1:56.404	64.946	
2	3:34.581	1:38.177	77.004	
3	5:11.286	1:36.705	78.176	
4	7:07.254	1:55.968	65.190	

7	51 Keith RICHARDSON			
SSEN		Behind	3.696	
Best Time	1:36.862	Best Speed	78.049	On 3 Gp
Lap	Elapsed Time	Lap Time	Lap Speed	
1	2:00.829	2:00.829	62.568	
2	3:38.463	1:37.634	77.432	
3	5:15.325	1:36.862	78.049	
4	6:54.284	1:38.959	76.395	
5	8:33.303	1:39.019	76.349	

8	35 Daniel INGHAM			
SSEN		Behind	6.391	
Best Time	1:39.557	Best Speed	75.936	On 5 Gp
Lap	Elapsed Time	Lap Time	Lap Speed	
1	2:25.162	2:25.162	52.080	
2	4:06.831	1:41.669	74.359	
3	5:47.527	1:40.696	75.077	
4	7:28.981	1:41.454	74.517	
5	9:08.538	1:39.557	75.936	

9	94 Caomhan CANNY			
SSEN		Behind	6.532	
Best Time	1:39.698	Best Speed	75.829	On 5 Gp
Lap	Elapsed Time	Lap Time	Lap Speed	
1	2:02.609	2:02.609	61.659	
2	3:47.345	1:44.736	72.181	
3	5:27.232	1:39.887	75.686	
4	7:07.963	1:40.731	75.051	
5	8:47.661	1:39.698	75.829	





Qualifying Classification

Position

10	69 Darragh TRAPPE			
SSEN		Behind	6.623	
Best Time	1:39.789	Best Speed	75.760	On 4 Gp
Lap	Elapsed Time	Lap Time	Lap Speed	
1	2:27.718	2:27.718	51.179	
2	4:14.141	1:46.423	71.037	
3	5:56.455	1:42.314	73.890	
4	7:36.244	1:39.789	75.760	
5	9:18.108	1:41.864	74.217	

11	87 James WALSH			
SSEN		Behind	9.730	
Best Time	1:42.896	Best Speed	73.472	On 4 Gp
Lap	Elapsed Time	Lap Time	Lap Speed	
1	2:13.276	2:13.276	56.724	
2	3:59.853	1:46.577	70.935	
3	5:43.600	1:43.747	72.870	
4	7:26.496	1:42.896	73.472	
5	9:13.878	1:47.382	70.403	

12	60 George SCOTT			
SSEN		Behind	10.505	
Best Time	1:43.671	Best Speed	72.923	On 4 Gp
Lap	Elapsed Time	Lap Time	Lap Speed	
1	2:27.437	2:27.437	51.276	
2	4:14.261	1:46.824	70.771	
3	5:59.879	1:45.618	71.579	
4	7:43.550	1:43.671	72.923	
5	9:27.648	1:44.098	72.624	

13	37 Mick HOGAN			
SSEN		Behind	10.530	
Best Time	1:43.696	Best Speed	72.905	On 4 Gp
Lap	Elapsed Time	Lap Time	Lap Speed	
1	2:21.926	2:21.926	53.267	
2	4:07.734	1:45.808	71.450	
3	5:54.306	1:46.572	70.938	
4	7:38.002	1:43.696	72.905	
5	9:24.531	1:46.529	70.967	

Qualifying Classification

Position

14	951 Dave THOMAS			
SSEN		Behind	10.988	
Best Time	1:44.154	Best Speed	72.585	On 4 Gp
Lap	Elapsed Time	Lap Time	Lap Speed	
1	2:15.058	2:15.058	55.976	
2	4:01.170	1:46.112	71.245	
3	5:46.472	1:45.302	71.794	
4	7:30.626	1:44.154	72.585	
5	9:15.964	1:45.338	71.769	

15	11 John CAHILL			
SSEN		Behind	11.934	
Best Time	1:45.100	Best Speed	71.931	On 4 Gp
Lap	Elapsed Time	Lap Time	Lap Speed	
1	2:19.616	2:19.616	54.149	
2	4:04.854	1:45.238	71.837	
3	5:50.112	1:45.258	71.824	
4	7:35.212	1:45.100	71.931	
5	9:21.617	1:46.405	71.049	

16	57 Yvonne MONTGOMERY			
SSEN		Behind	13.799	
Best Time	1:46.965	Best Speed	70.677	On 2 Gp
Lap	Elapsed Time	Lap Time	Lap Speed	
1	2:08.477	2:08.477	58.843	
2	3:55.442	1:46.965	70.677	
3	5:43.515	1:48.073	69.953	
4	7:34.554	1:51.039	68.084	
5	9:25.362	1:50.808	68.226	

17	24 Rudi PAUL			
SSEN		Behind	14.212	
Best Time	1:47.378	Best Speed	70.405	On 4 Gp
Lap	Elapsed Time	Lap Time	Lap Speed	
1	2:02.062	2:02.062	61.936	
2	3:50.189	1:48.127	69.918	
3	5:38.130	1:47.941	70.038	
4	7:25.508	1:47.378	70.405	
5	9:13.397	1:47.889	70.072	

18	45 Lee OSPREY			
SSEN		Behind	27.275	
Best Time	2:00.441	Best Speed	62.769	On 1 Gp
Lap	Elapsed Time	Lap Time	Lap Speed	
1	2:00.441	2:00.441	62.769	

CDE COOKSTOWN 100

SENIOR SUPPORT

Q5: Group B Qualifying


Friday, 21 April 2023



Pos	Class	No	Name	Machine / Sponsor	----- Best Lap -----			Laps	
					Time	Behind	Speed		
Qualifying Classification									
1	SSEN	106	Leon DUFFY	Kawasaki 600 - LDC Electrics	1:37.625		77.439	5	5
2	SSEN	111	Noel SMITH	Yamaha 600 - Smith Racing	1:37.877	0.252	77.240	4	5
3	SSEN	191	Graham McALEESE	Honda 600 - McKillop Motorcycles	1:38.728	1.103	76.574	4	5
4	SSEN	136	John O'DONOVAN	Kawasaki 600	1:39.148	1.523	76.250	4	4
5	SSEN	280	Jason WHELAN	Kawasaki 600	1:41.758	4.133	74.294	3	5
6	SSEN	333	Thomas OLIVER	Kawasaki 600	1:42.377	4.752	73.845	4	5

Provisional result to be confirmed by the Stewards of the Meeting subject to completion of technical inspections & the time limit for protests

Page 1 / 1

Circuit	Orritor	Signed		Organising Club	Cookstown & District MCC
Length(miles)	2.1000		Chief Timekeeper	Qualifying Started	13:23
Weather	Sunny	Issued At:	13:35		
Track	Dry				



Qualifying Classification

Position

1 106 Leon DUFFY

SSEN Behind **4.133**
 Best Time **1:37.625** Best Speed **77.439** On **5** Gp

Lap	Elapsed Time	Lap Time	Lap Speed
1	1:53.673	1:53.673	66.507
2	3:36.569	1:42.896	73.472
3	5:18.353	1:41.784	74.275
4	6:56.200	1:37.847	77.263
5	8:33.825	1:37.625	77.439

2 111 Noel SMITH

SSEN Behind **0.252**
 Best Time **1:37.877** Best Speed **77.240** On **4** Gp

Lap	Elapsed Time	Lap Time	Lap Speed
1	1:48.696	1:48.696	69.552
2	3:27.205	1:38.509	76.744
3	5:05.341	1:38.136	77.036
4	6:43.218	1:37.877	77.240
5	8:21.411	1:38.193	76.991

3 191 Graham McALEESE

SSEN Behind **1.103**
 Best Time **1:38.728** Best Speed **76.574** On **4** Gp

Lap	Elapsed Time	Lap Time	Lap Speed
1	2:08.033	2:08.033	59.047
2	3:48.124	1:40.091	75.531
3	5:27.649	1:39.525	75.961
4	7:06.377	1:38.728	76.574
5	8:45.313	1:38.936	76.413

4 136 John O'DONOVAN

SSEN Behind **1.523**
 Best Time **1:39.148** Best Speed **76.250** On **4** Gp

Lap	Elapsed Time	Lap Time	Lap Speed
1	1:57.464	1:57.464	64.360
2	3:36.736	1:39.272	76.154
3	5:19.789	1:43.053	73.360
4	6:58.937	1:39.148	76.250

Qualifying Classification

Position

5 280 Jason WHELAN

SSEN Behind **4.133**
 Best Time **1:41.758** Best Speed **74.294** On **3** Gp

Lap	Elapsed Time	Lap Time	Lap Speed
1	1:57.115	1:57.115	64.552
2	3:41.576	1:44.461	72.372
3	5:23.334	1:41.758	74.294
4	7:06.276	1:42.942	73.439
5	8:51.162	1:44.886	72.078

6 333 Thomas OLIVER

SSEN Behind **4.752**
 Best Time **1:42.377** Best Speed **73.845** On **4** Gp

Lap	Elapsed Time	Lap Time	Lap Speed
1	1:53.131	1:53.131	66.825
2	3:36.472	1:43.341	73.156
3	5:19.792	1:43.320	73.171
4	7:02.169	1:42.377	73.845
5	8:45.226	1:43.057	73.357

CDE COOKSTOWN 100

SENIOR SUPPORT

COMBINED QUALIFYING




Pos	Class	No	Name	-----Best Time / Qual Laps-----		Overall Best Time / Speed / Total Qual Laps
				Session A	Session B	
Qualifying Classification						
1	SSEN	97	Anthony O'CARROLL	1:33.166	----	1:33.166 81.145
2	SSEN	25	Dean LACEY	1:33.225	----	1:33.225 81.094
3	SSEN	23	Stuart McCANN	1:36.147	----	1:36.147 78.630
4	SSEN	29	Gary JORDAN	1:36.319	----	1:36.319 78.489
5	SSEN	118	Tommy HEAPHY	1:36.506	----	1:36.506 78.337
6	SSEN	76	Jacque FOLEY	1:36.705	----	1:36.705 78.176
7	SSEN	51	Keith RICHARDSON	1:36.862	----	1:36.862 78.049
8	SSEN	106	Leon DUFFY	----	1:37.625	1:37.625 77.439
9	SSEN	111	Noel SMITH	----	1:37.877	1:37.877 77.240
10	SSEN	191	Graham McALEESE	----	1:38.728	1:38.728 76.574
11	SSEN	136	John O'DONOVAN	----	1:39.148	1:39.148 76.250
12	SSEN	35	Daniel INGHAM	1:39.557	----	1:39.557 75.936
13	SSEN	94	Caomhan CANNY	1:39.698	----	1:39.698 75.829
14	SSEN	69	Darragh TRAPPE	1:39.789	----	1:39.789 75.760
15	SSEN	280	Jason WHELAN	----	1:41.758	1:41.758 74.294
16	SSEN	333	Thomas OLIVER	----	1:42.377	1:42.377 73.845
17	SSEN	87	James WALSH	1:42.896	----	1:42.896 73.472
18	SSEN	60	George SCOTT	1:43.671	----	1:43.671 72.923
19	SSEN	37	Mick HOGAN	1:43.696	----	1:43.696 72.905
20	SSEN	951	Dave THOMAS	1:44.154	----	1:44.154 72.585
21	SSEN	11	John CAHILL	1:45.100	----	1:45.100 71.931
22	SSEN	57	Yvonne MONTGOMERY	1:46.965	----	1:46.965 70.677
23	SSEN	24	Rudi PAUL	1:47.378	----	1:47.378 70.405
24	SSEN	45	Lee OSPREY	2:00.441	----	2:00.441 62.769

No 87 - TRANSPONDER NOT DETECTED

Provisional result to be confirmed by the Stewards of the Meeting subject to completion of technical inspections & the time limit for protests

Page 1 / 1

Circuit	Orritor	Signed	 Chief Timekeeper	Organising Club	Cookstown & District MCC
Length(miles)	2.1000	Issued At:			
Weather	Sunny				
Track	Dry				

CDE COOKSTOWN 100

SENIOR SUPPORT

Orritor 2.100 miles

R2 (Fri): JMB Coaches Senior Support B


21/04/2023 17:50

Race (9 Laps)

RACE 2 - FRIDAY - SENIOR SUPPORT B

3	24 A	45 B	
2	951 A	11 B	57 C
1	87 A	60 B	37 C

POLE POSITION



Promoted by Cookstown and District MCC

Orbits

Provisional result to be confirmed by the Stewards of the Meeting subject to the completion of technical inspections and the time limit for protests
MCUI (Ulster Centre) Timing @ www.elaps-timing.com



CDE COOKSTOWN 100

SENIOR SUPPORT

Orritor 2.100 miles

R1: Super Seal Windows Senior Support A

22/04/2023 10:30

Race (9 Laps)

RACE 1 - SENIOR SUPPORT A

6	280 A	333 B	
5	35 A	94 B	69 C
4	111 A	191 B	136 C
3	51 A	106 B	
2	29 A	118 B	76 C
1	97 A	25 B	23 C

POLE POSITION

Promoted by Cookstown and District MCC

Orbits

Provisional result to be confirmed by the Stewards of the Meeting subject to the completion of technical inspections and the time limit for protests
MCUI (Ulster Centre) Timing @ www.elaps-timing.com



CDE COOKSTOWN 100

SENIOR SUPPORT

R2 (Fri): JMB Coaches Senior Support B

Friday, 21 April 2023



Pos	Class	No	Name	Machine / Sponsor	Gp	Laps	Total Time	Behind	Speed	-----Best Lap-----		On
										Time	Speed	
Race Classification												
1	SSEN	69	Darragh TRAPPE	Suzuki 750	b	9	14:29.099		78.288	1:34.218	80.239	8
2	SSEN	45	Lee OSPREY	Triumph 675 - Trison McMullan Racing	a	9	14:29.806	0.707	78.224	1:34.395	80.089	7
3	SSEN	37	Mick HOGAN	Suzuki 750	a	9	14:29.951	0.852	78.211	1:34.308	80.163	8
4	SSEN	87	James WALSH	Triumph 675 - JBW Racing	a	9	14:44.816	15.717	76.897	1:36.288	78.514	5
5	SSEN	951	Dave THOMAS	Honda 600 - Obsession Engineering	a	9	15:12.930	43.831	74.529	1:39.919	75.661	2
6	SSEN	24	Rudi PAUL	Kawasaki 636	a	9	15:44.198	1:15.099	72.061	1:42.919	73.456	9
7	SSEN	11	John CAHILL	Suzuki 750	a	9	15:48.759	1:19.660	71.715	1:42.913	73.460	4
8	SSEN	57	Yvonne MONTGOMERY	Suzuki 600	a	9	15:49.204	1:20.105	71.681	1:42.647	73.650	8

Fastest Lap

SSEN	69	Darragh TRAPPE	Suzuki 750	1:34.218	80.239	8
------	----	----------------	------------	----------	--------	---


Not Classified

DNF	SSEN	60	George SCOTT	Honda 600	a	5	8:42.145		72.394	1:42.298	73.902	2
-----	------	----	--------------	-----------	---	---	----------	--	--------	----------	--------	---

Nos 69 & 87 - TRANSPONDERS NOT DETECTED

Provisional result to be confirmed by the Stewards of the Meeting subject to completion of technical inspections & the time limit for protests

Page 1 / 1

Circuit	Orritor	Signed		Organising Club	Cookstown & District MCC
Length(miles)	2.1000		Chief Timekeeper	Race Started	17:34
Weather	Sunny	Issued At:	17:52	Gp Time Diff - b	8.10
Track	Dry				

CDE COOKSTOWN 100

SENIOR SUPPORT

R2 (Fri): JMB Coaches Senior Support B

Friday, 21 April 2023

DETAILED RESULT



Race Classification

1 69 Darragh TRAPPE

Total Time **14:29.099** Avg Speed **78.288** Behind
Best Time **1:34.218** Best Speed **80.239** On **8** Gp **b**

Lap	Elapsed Time	Lap Time	Lap Speed
1	1:45.180	1:45.180	71.877
2	3:23.451	1:38.271	76.930
3	4:59.826	1:36.375	78.444
4	6:35.291	1:35.465	79.191
5	8:10.812	1:35.521	79.145
6	9:45.620	1:34.808	79.740
7	11:20.110	1:34.490	80.008
8	12:54.328	1:34.218	80.239
9	14:29.099	1:34.771	79.771

Race Classification

4 87 James WALSH

Total Time **14:44.816** Avg Speed **76.897** Behind **15.717**
Best Time **1:36.288** Best Speed **78.514** On **5** Gp **a**

Lap	Elapsed Time	Lap Time	Lap Speed
1	1:45.345	1:45.345	71.764
2	3:25.494	1:40.149	75.488
3	5:03.113	1:37.619	77.444
4	6:40.228	1:37.115	77.846
5	8:16.516	1:36.288	78.514
6	9:53.531	1:37.015	77.926
7	11:31.100	1:37.569	77.484
8	13:07.854	1:36.754	78.136
9	14:44.816	1:36.962	77.969

2 45 Lee OSPREY

Total Time **14:29.806** Avg Speed **78.224** Behind **0.707**
Best Time **1:34.395** Best Speed **80.089** On **7** Gp **a**

Lap	Elapsed Time	Lap Time	Lap Speed
1	1:45.534	1:45.534	71.636
2	3:23.613	1:38.079	77.081
3	4:59.873	1:36.260	78.537
4	6:35.605	1:35.732	78.970
5	8:11.228	1:35.623	79.060
6	9:46.086	1:34.858	79.698
7	11:20.481	1:34.395	80.089
8	12:54.912	1:34.431	80.058
9	14:29.806	1:34.894	79.668

5 951 Dave THOMAS

Total Time **15:12.930** Avg Speed **74.529** Behind **43.831**
Best Time **1:39.919** Best Speed **75.661** On **2** Gp **a**

Lap	Elapsed Time	Lap Time	Lap Speed
1	1:46.777	1:46.777	70.802
2	3:26.696	1:39.919	75.661
3	5:07.141	1:40.445	75.265
4	6:47.591	1:40.450	75.261
5	8:28.185	1:40.594	75.154
6	10:10.426	1:42.241	73.943
7	11:51.378	1:40.952	74.887
8	13:32.262	1:40.884	74.938
9	15:12.930	1:40.668	75.098

3 37 Mick HOGAN

Total Time **14:29.951** Avg Speed **78.211** Behind **0.852**
Best Time **1:34.308** Best Speed **80.163** On **8** Gp **a**

Lap	Elapsed Time	Lap Time	Lap Speed
1	1:45.779	1:45.779	71.470
2	3:23.767	1:37.988	77.152
3	5:00.156	1:36.389	78.432
4	6:35.750	1:35.594	79.084
5	8:11.522	1:35.772	78.937
6	9:46.665	1:35.143	79.459
7	11:21.158	1:34.493	80.006
8	12:55.466	1:34.308	80.163
9	14:29.951	1:34.485	80.013

6 24 Rudi PAUL

Total Time **15:44.198** Avg Speed **72.061** Behind **1:15.099**
Best Time **1:42.919** Best Speed **73.456** On **9** Gp **a**

Lap	Elapsed Time	Lap Time	Lap Speed
1	1:53.205	1:53.205	66.782
2	3:36.899	1:43.694	72.907
3	5:20.831	1:43.932	72.740
4	7:05.146	1:44.315	72.473
5	8:48.614	1:43.468	73.066
6	10:33.277	1:44.663	72.232
7	12:17.002	1:43.725	72.885
8	14:01.279	1:44.277	72.499
9	15:44.198	1:42.919	73.456

CDE COOKSTOWN 100

SENIOR SUPPORT

R2 (Fri): JMB Coaches Senior Support B

Friday, 21 April 2023

DETAILED RESULT



Race Classification

7 11 John CAHILL

Total Time **15:48.759** Avg Speed **71.715** Behind **1:19.660**

Best Time **1:42.913** Best Speed **73.460** On **4** Gp **a**

Lap	Elapsed Time	Lap Time	Lap Speed
1	1:50.610	1:50.610	68.348
2	3:35.465	1:44.855	72.100
3	5:20.295	1:44.830	72.117
4	7:03.208	1:42.913	73.460
5	8:47.371	1:44.163	72.579
6	10:32.870	1:45.499	71.659
7	12:18.932	1:46.062	71.279
8	14:03.958	1:45.026	71.982
9	15:48.759	1:44.801	72.137

8 57 Yvonne MONTGOMERY

Total Time **15:49.204** Avg Speed **71.681** Behind **1:20.105**

Best Time **1:42.647** Best Speed **73.650** On **8** Gp **a**

Lap	Elapsed Time	Lap Time	Lap Speed
1	1:52.110	1:52.110	67.434
2	3:36.485	1:44.375	72.431
3	5:23.259	1:46.774	70.804
4	7:08.985	1:45.726	71.506
5	8:55.317	1:46.332	71.098
6	10:39.122	1:43.805	72.829
7	12:22.427	1:43.305	73.181
8	14:05.074	1:42.647	73.650
9	15:49.204	1:44.130	72.602

Not Classified

DNF 60 George SCOTT

Total Time **8:42.145** Avg Speed **72.394** Behind

Best Time **1:42.298** Best Speed **73.902** On **2** Gp **a**

Lap	Elapsed Time	Lap Time	Lap Speed
1	1:49.004	1:49.004	69.355
2	3:31.302	1:42.298	73.902
3	5:14.458	1:43.156	73.287
4	6:57.968	1:43.510	73.036
5	8:42.145	1:44.177	72.569

CDE COOKSTOWN 100

SENIOR SUPPORT

R2 (Fri): JMB Coaches Senior Support B

LAP CHART

**1**

No	Name	Gp	Time of Day	Lap Time
69	Darragh TRAPPE	b	17:36:31.894	1:45.180
87	James WALSH	a	17:36:32.059	1:45.345
45	Lee OSPREY	a	17:36:32.248	1:45.534
37	Mick HOGAN	a	17:36:32.493	1:45.779
951	Dave THOMAS	a	17:36:33.491	1:46.777
60	George SCOTT	a	17:36:35.718	1:49.004
11	John CAHILL	a	17:36:37.324	1:50.610
57	Yvonne MONTGOMERY	a	17:36:38.824	1:52.110
24	Rudi PAUL	a	17:36:39.919	1:53.205

2

No	Name	Gp	Time of Day	Lap Time
69	Darragh TRAPPE	b	17:38:10.165	1:38.271
45	Lee OSPREY	a	17:38:10.327	1:38.079
37	Mick HOGAN	a	17:38:10.481	1:37.988
87	James WALSH	a	17:38:12.208	1:40.149
951	Dave THOMAS	a	17:38:13.410	1:39.919
60	George SCOTT	a	17:38:18.016	1:42.298
11	John CAHILL	a	17:38:22.179	1:44.855
57	Yvonne MONTGOMERY	a	17:38:23.199	1:44.375
24	Rudi PAUL	a	17:38:23.613	1:43.694

3

No	Name	Gp	Time of Day	Lap Time
69	Darragh TRAPPE	b	17:39:46.540	1:36.375
45	Lee OSPREY	a	17:39:46.587	1:36.260
37	Mick HOGAN	a	17:39:46.870	1:36.389
87	James WALSH	a	17:39:49.827	1:37.619
951	Dave THOMAS	a	17:39:53.855	1:40.445
60	George SCOTT	a	17:40:01.172	1:43.156
11	John CAHILL	a	17:40:07.009	1:44.830
24	Rudi PAUL	a	17:40:07.545	1:43.932
57	Yvonne MONTGOMERY	a	17:40:09.973	1:46.774

4

No	Name	Gp	Time of Day	Lap Time
69	Darragh TRAPPE	b	17:41:22.005	1:35.465
45	Lee OSPREY	a	17:41:22.319	1:35.732
37	Mick HOGAN	a	17:41:22.464	1:35.594
87	James WALSH	a	17:41:26.942	1:37.115
951	Dave THOMAS	a	17:41:34.305	1:40.450
60	George SCOTT	a	17:41:44.682	1:43.510
11	John CAHILL	a	17:41:49.922	1:42.913
24	Rudi PAUL	a	17:41:51.860	1:44.315
57	Yvonne MONTGOMERY	a	17:41:55.699	1:45.726

5

No	Name	Gp	Time of Day	Lap Time
69	Darragh TRAPPE	b	17:42:57.526	1:35.521
45	Lee OSPREY	a	17:42:57.942	1:35.623
37	Mick HOGAN	a	17:42:58.236	1:35.772
87	James WALSH	a	17:43:03.230	1:36.288
951	Dave THOMAS	a	17:43:14.899	1:40.594
60	George SCOTT	a	17:43:28.859	1:44.177
11	John CAHILL	a	17:43:34.085	1:44.163
24	Rudi PAUL	a	17:43:35.328	1:43.468
57	Yvonne MONTGOMERY	a	17:43:42.031	1:46.332

6

No	Name	Gp	Time of Day	Lap Time
69	Darragh TRAPPE	b	17:44:32.334	1:34.808
45	Lee OSPREY	a	17:44:32.800	1:34.858
37	Mick HOGAN	a	17:44:33.379	1:35.143
87	James WALSH	a	17:44:40.245	1:37.015
951	Dave THOMAS	a	17:44:57.140	1:42.241
11	John CAHILL	a	17:45:19.584	1:45.499
24	Rudi PAUL	a	17:45:19.991	1:44.663
57	Yvonne MONTGOMERY	a	17:45:25.836	1:43.805

7

No	Name	Gp	Time of Day	Lap Time
69	Darragh TRAPPE	b	17:46:06.824	1:34.490
45	Lee OSPREY	a	17:46:07.195	1:34.395
37	Mick HOGAN	a	17:46:07.872	1:34.493
87	James WALSH	a	17:46:17.814	1:37.569
951	Dave THOMAS	a	17:46:38.092	1:40.952
24	Rudi PAUL	a	17:47:03.716	1:43.725
11	John CAHILL	a	17:47:05.646	1:46.062
57	Yvonne MONTGOMERY	a	17:47:09.141	1:43.305

8

No	Name	Gp	Time of Day	Lap Time
69	Darragh TRAPPE	b	17:47:41.042	1:34.218
45	Lee OSPREY	a	17:47:41.626	1:34.431
37	Mick HOGAN	a	17:47:42.180	1:34.308
87	James WALSH	a	17:47:54.568	1:36.754
951	Dave THOMAS	a	17:48:18.976	1:40.884
24	Rudi PAUL	a	17:48:47.993	1:44.277
11	John CAHILL	a	17:48:50.672	1:45.026
57	Yvonne MONTGOMERY	a	17:48:51.788	1:42.647

9

No	Name	Gp	Time of Day	Lap Time
69	Darragh TRAPPE	b	17:49:15.813	1:34.771
45	Lee OSPREY	a	17:49:16.520	1:34.894
37	Mick HOGAN	a	17:49:16.665	1:34.485
87	James WALSH	a	17:49:31.530	1:36.962
951	Dave THOMAS	a	17:49:59.644	1:40.668
24	Rudi PAUL	a	17:50:30.912	1:42.919
11	John CAHILL	a	17:50:35.473	1:44.801
57	Yvonne MONTGOMERY	a	17:50:35.918	1:44.130

CDE COOKSTOWN 100

SENIOR SUPPORT

R1: Super Seal Windows Senior Support A

Saturday, 22 April 2023



Pos	Class	No	Name	Machine / Sponsor	Gp	Laps	Total Time	Behind	Speed	-----Best Lap-----		
										Time	Speed	On
Race Classification												
1	SSEN	97	Anthony O'CARROLL	Kawasaki 600 - O'Carroll Racing	a	9	14:51.544		76.317	1:37.319	77.683	8
2	SSEN	25	Dean LACEY	Kawasaki 600	a	9	14:52.091	0.547	76.270	1:37.411	77.609	8
3	SSEN	51	Keith RICHARDSON	Kawasaki 600	a	9	15:10.150	18.606	74.757	1:38.965	76.391	3
4	SSEN	136	John O'DONOVAN	Kawasaki 600	b	9	15:38.255	46.711	72.518	1:41.523	74.466	7
5	SSEN	106	Leon DUFFY	Kawasaki 600 - LDC Electrics	a	9	15:45.416	53.872	71.968	1:42.143	74.014	7
6	SSEN	23	Stuart McCANN	Triumph 675	a	9	15:47.662	56.118	71.798	1:42.309	73.894	9
7	SSEN	94	Caomhan CANNY	Yamaha 600	b	9	15:48.921	57.377	71.702	1:43.608	72.967	4
8	SSEN	29	Gary JORDAN	Yamaha 600	a	9	15:49.424	57.880	71.665	1:43.189	73.264	7
9	SSEN	76	Jacque FOLEY	Yamaha 600	a	9	15:49.751	58.207	71.640	1:42.818	73.528	8
10	SSEN	35	Daniel INGHAM	Yamaha 600	b	9	16:01.765	1:10.221	70.745	1:44.914	72.059	7
11	SSEN	280	Jason WHELAN	Kawasaki 600	b	8	14:49.300	1 Lap	68.009	1:48.446	69.712	7

Fastest Lap


SSEN	97	Anthony O'CARROLL	Kawasaki 600 - O'Carroll Racing	1:37.319	77.683	8
------	----	-------------------	---------------------------------	----------	--------	---

Not Classified

DNF	SSEN	118	Tommy HEAPHY	Kawasaki 600	a	1	1:58.785		63.644	1:58.785	63.644	1
DNF	SSEN	333	Thomas OLIVER	Kawasaki 600	b	1	2:02.926		61.500	2:15.886	55.635	1

Provisional result to be confirmed by the Stewards of the Meeting subject to completion of technical inspections & the time limit for protests

Page 1 / 1

Circuit	Orritor	Signed		Organising Club	Cookstown & District MCC
Length(miles)	2.1000		Chief Timekeeper	Race Started	10:33
Weather	Cloudy	Issued At:	10:52	Gp Time Diff - b	12.96
Track	Damp				



Race Classification

1 97 Anthony O'CARROLL

Total Time **14:51.544** Avg Speed **76.317** Behind
 Best Time **1:37.319** Best Speed **77.683** On **8** Gp **a**

Lap	Elapsed Time	Lap Time	Lap Speed
1	1:45.007	1:45.007	71.995
2	3:24.789	1:39.782	75.765
3	5:02.977	1:38.188	76.995
4	6:41.415	1:38.438	76.800
5	8:20.097	1:38.682	76.610
6	9:57.812	1:37.715	77.368
7	11:35.697	1:37.885	77.233
8	13:13.016	1:37.319	77.683
9	14:51.544	1:38.528	76.729

2 25 Dean LACEY

Total Time **14:52.091** Avg Speed **76.270** Behind **0.547**
 Best Time **1:37.411** Best Speed **77.609** On **8** Gp **a**

Lap	Elapsed Time	Lap Time	Lap Speed
1	1:45.642	1:45.642	71.562
2	3:25.722	1:40.080	75.540
3	5:04.556	1:38.834	76.492
4	6:43.202	1:38.646	76.638
5	8:21.090	1:37.888	77.231
6	9:58.807	1:37.717	77.366
7	11:36.420	1:37.613	77.449
8	13:13.831	1:37.411	77.609
9	14:52.091	1:38.260	76.939

3 51 Keith RICHARDSON

Total Time **15:10.150** Avg Speed **74.757** Behind **18.606**
 Best Time **1:38.965** Best Speed **76.391** On **3** Gp **a**

Lap	Elapsed Time	Lap Time	Lap Speed
1	1:47.273	1:47.273	70.474
2	3:26.914	1:39.641	75.872
3	5:05.879	1:38.965	76.391
4	6:47.398	1:41.519	74.469
5	8:27.314	1:39.916	75.664
6	10:06.558	1:39.244	76.176
7	11:46.374	1:39.816	75.739
8	13:27.428	1:41.054	74.811
9	15:10.150	1:42.722	73.597

Race Classification

4 136 John O'DONOVAN

Total Time **15:38.255** Avg Speed **72.518** Behind **46.711**
 Best Time **1:41.523** Best Speed **74.466** On **7** Gp **b**

Lap	Elapsed Time	Lap Time	Lap Speed
1	1:50.502	1:50.502	68.415
2	3:34.934	1:44.432	72.392
3	5:19.429	1:44.495	72.348
4	7:04.093	1:44.664	72.231
5	8:47.213	1:43.120	73.313
6	10:30.010	1:42.797	73.543
7	12:11.533	1:41.523	74.466
8	13:55.032	1:43.499	73.044
9	15:38.255	1:43.223	73.239

5 106 Leon DUFFY

Total Time **15:45.416** Avg Speed **71.968** Behind **53.872**
 Best Time **1:42.143** Best Speed **74.014** On **7** Gp **a**

Lap	Elapsed Time	Lap Time	Lap Speed
1	1:51.871	1:51.871	67.578
2	3:34.651	1:42.780	73.555
3	5:16.942	1:42.291	73.907
4	7:01.770	1:44.828	72.118
5	8:45.114	1:43.344	73.154
6	10:28.862	1:43.748	72.869
7	12:11.005	1:42.143	74.014
8	13:57.377	1:46.372	71.071
9	15:45.416	1:48.039	69.975

6 23 Stuart McCANN

Total Time **15:47.662** Avg Speed **71.798** Behind **56.118**
 Best Time **1:42.309** Best Speed **73.894** On **9** Gp **a**

Lap	Elapsed Time	Lap Time	Lap Speed
1	1:52.909	1:52.909	66.957
2	3:38.519	1:45.610	71.584
3	5:22.806	1:44.287	72.492
4	7:10.023	1:47.217	70.511
5	8:55.343	1:45.320	71.781
6	10:39.298	1:43.955	72.724
7	12:22.378	1:43.080	73.341
8	14:05.353	1:42.975	73.416
9	15:47.662	1:42.309	73.894



Race Classification

7 **94 Caomhan CANNY**

Total Time **15:48.921** Avg Speed **71.702** Behind **57.377**
 Best Time **1:43.608** Best Speed **72.967** On **4** Gp **b**

Lap	Elapsed Time	Lap Time	Lap Speed
1	1:54.345	1:54.345	66.116
2	3:38.914	1:44.569	72.297
3	5:23.860	1:44.946	72.037
4	7:07.468	1:43.608	72.967
5	8:51.639	1:44.171	72.573
6	10:35.695	1:44.056	72.653
7	12:19.417	1:43.722	72.887
8	14:03.251	1:43.834	72.809
9	15:48.921	1:45.670	71.543

8 **29 Gary JORDAN**

Total Time **15:49.424** Avg Speed **71.665** Behind **57.880**
 Best Time **1:43.189** Best Speed **73.264** On **7** Gp **a**

Lap	Elapsed Time	Lap Time	Lap Speed
1	1:54.133	1:54.133	66.239
2	3:41.035	1:46.902	70.719
3	5:26.355	1:45.320	71.781
4	7:11.024	1:44.669	72.228
5	8:55.661	1:44.637	72.250
6	10:39.380	1:43.719	72.889
7	12:22.569	1:43.189	73.264
8	14:05.849	1:43.280	73.199
9	15:49.424	1:43.575	72.991

9 **76 Jacque FOLEY**

Total Time **15:49.751** Avg Speed **71.640** Behind **58.207**
 Best Time **1:42.818** Best Speed **73.528** On **8** Gp **a**

Lap	Elapsed Time	Lap Time	Lap Speed
1	1:51.812	1:51.812	67.613
2	3:40.152	1:48.340	69.780
3	5:26.228	1:46.076	71.270
4	7:12.362	1:46.134	71.231
5	8:56.694	1:44.332	72.461
6	10:40.584	1:43.890	72.769
7	12:23.761	1:43.177	73.272
8	14:06.579	1:42.818	73.528
9	15:49.751	1:43.172	73.276

Race Classification

10 **35 Daniel INGHAM**

Total Time **16:01.765** Avg Speed **70.745** Behind **1:10.221**
 Best Time **1:44.914** Best Speed **72.059** On **7** Gp **b**

Lap	Elapsed Time	Lap Time	Lap Speed
1	1:54.175	1:54.175	66.214
2	3:41.382	1:47.207	70.518
3	5:27.967	1:46.585	70.929
4	7:13.970	1:46.003	71.319
5	8:59.542	1:45.572	71.610
6	10:45.285	1:45.743	71.494
7	12:30.199	1:44.914	72.059
8	14:15.776	1:45.577	71.607
9	16:01.765	1:45.989	71.328

11 **280 Jason WHELAN**

Total Time **14:49.300** Avg Speed **68.009** Behind **1 Lap**
 Best Time **1:48.446** Best Speed **69.712** On **7** Gp **b**

Lap	Elapsed Time	Lap Time	Lap Speed
1	1:55.959	1:55.959	65.195
2	3:45.803	1:49.844	68.825
3	5:35.996	1:50.193	68.607
4	7:26.549	1:50.553	68.383
5	9:17.143	1:50.594	68.358
6	11:07.049	1:49.906	68.786
7	12:55.495	1:48.446	69.712
8	14:49.300	1:53.805	66.429

Not Classified

DNF **118 Tommy HEAPHY**

Total Time **1:58.785** Avg Speed **63.644** Behind
 Best Time **1:58.785** Best Speed **63.644** On **1** Gp **a**

Lap	Elapsed Time	Lap Time	Lap Speed
1	1:58.785	1:58.785	63.644

DNF **333 Thomas OLIVER**

Total Time **2:02.926** Avg Speed **61.500** Behind
 Best Time **2:15.886** Best Speed **55.635** On **1** Gp **b**

Lap	Elapsed Time	Lap Time	Lap Speed
1	2:02.926	2:02.926	61.500

CDE COOKSTOWN 100

SENIOR SUPPORT

R1: Super Seal Windows Senior Support A

LAP CHART

**1**

No	Name	Gp	Time of Day	Lap Time
97	Anthony O'CARROLL	a	10:34:49.241	1:45.007
25	Dean LACEY	a	10:34:49.876	1:45.642
51	Keith RICHARDSON	a	10:34:51.507	1:47.273
136	John O'DONOVAN	b	10:34:54.736	1:50.502
76	Jacque FOLEY	a	10:34:56.046	1:51.812
106	Leon DUFFY	a	10:34:56.105	1:51.871
23	Stuart McCANN	a	10:34:57.143	1:52.909
29	Gary JORDAN	a	10:34:58.367	1:54.133
35	Daniel INGHAM	b	10:34:58.409	1:54.175
94	Caomhan CANNY	b	10:34:58.579	1:54.345
280	Jason WHELAN	b	10:35:00.193	1:55.959
118	Tommy HEAPHY	a	10:35:03.019	1:58.785
333	Thomas OLIVER	b	10:35:07.160	2:02.926

2

No	Name	Gp	Time of Day	Lap Time
97	Anthony O'CARROLL	a	10:36:29.023	1:39.782
25	Dean LACEY	a	10:36:29.956	1:40.080
51	Keith RICHARDSON	a	10:36:31.148	1:39.641
106	Leon DUFFY	a	10:36:38.885	1:42.780
136	John O'DONOVAN	b	10:36:39.168	1:44.432
23	Stuart McCANN	a	10:36:42.753	1:45.610
94	Caomhan CANNY	b	10:36:43.148	1:44.569
76	Jacque FOLEY	a	10:36:44.386	1:48.340
29	Gary JORDAN	a	10:36:45.269	1:46.902
35	Daniel INGHAM	b	10:36:45.616	1:47.207
280	Jason WHELAN	b	10:36:50.037	1:49.844

3

No	Name	Gp	Time of Day	Lap Time
97	Anthony O'CARROLL	a	10:38:07.211	1:38.188
25	Dean LACEY	a	10:38:08.790	1:38.834
51	Keith RICHARDSON	a	10:38:10.113	1:38.965
106	Leon DUFFY	a	10:38:21.176	1:42.291
136	John O'DONOVAN	b	10:38:23.663	1:44.495
23	Stuart McCANN	a	10:38:27.040	1:44.287
94	Caomhan CANNY	b	10:38:28.094	1:44.946
76	Jacque FOLEY	a	10:38:30.462	1:46.076
29	Gary JORDAN	a	10:38:30.589	1:45.320
35	Daniel INGHAM	b	10:38:32.201	1:46.585
280	Jason WHELAN	b	10:38:40.230	1:50.193

4

No	Name	Gp	Time of Day	Lap Time
97	Anthony O'CARROLL	a	10:39:45.649	1:38.438
25	Dean LACEY	a	10:39:47.436	1:38.646
51	Keith RICHARDSON	a	10:39:51.632	1:41.519
106	Leon DUFFY	a	10:40:06.004	1:44.828
136	John O'DONOVAN	b	10:40:08.327	1:44.664
94	Caomhan CANNY	b	10:40:11.702	1:43.608
23	Stuart McCANN	a	10:40:14.257	1:47.217
29	Gary JORDAN	a	10:40:15.258	1:44.669
76	Jacque FOLEY	a	10:40:16.596	1:46.134
35	Daniel INGHAM	b	10:40:18.204	1:46.003
280	Jason WHELAN	b	10:40:30.783	1:50.553

5

No	Name	Gp	Time of Day	Lap Time
97	Anthony O'CARROLL	a	10:41:24.331	1:38.682
25	Dean LACEY	a	10:41:25.324	1:37.888
51	Keith RICHARDSON	a	10:41:31.548	1:39.916
106	Leon DUFFY	a	10:41:49.348	1:43.344
136	John O'DONOVAN	b	10:41:51.447	1:43.120
94	Caomhan CANNY	b	10:41:55.873	1:44.171
23	Stuart McCANN	a	10:41:59.577	1:45.320
29	Gary JORDAN	a	10:41:59.895	1:44.637
76	Jacque FOLEY	a	10:42:00.928	1:44.332
35	Daniel INGHAM	b	10:42:03.776	1:45.572
280	Jason WHELAN	b	10:42:21.377	1:50.594

6

No	Name	Gp	Time of Day	Lap Time
97	Anthony O'CARROLL	a	10:43:02.046	1:37.715
25	Dean LACEY	a	10:43:03.041	1:37.717
51	Keith RICHARDSON	a	10:43:10.792	1:39.244
106	Leon DUFFY	a	10:43:33.096	1:43.748
136	John O'DONOVAN	b	10:43:34.244	1:42.797
94	Caomhan CANNY	b	10:43:39.929	1:44.056
23	Stuart McCANN	a	10:43:43.532	1:43.955
29	Gary JORDAN	a	10:43:43.614	1:43.719
76	Jacque FOLEY	a	10:43:44.818	1:43.890
35	Daniel INGHAM	b	10:43:49.519	1:45.743
280	Jason WHELAN	b	10:44:11.283	1:49.906

7

No	Name	Gp	Time of Day	Lap Time
97	Anthony O'CARROLL	a	10:44:39.931	1:37.885
25	Dean LACEY	a	10:44:40.654	1:37.613
51	Keith RICHARDSON	a	10:44:50.608	1:39.816
106	Leon DUFFY	a	10:45:15.239	1:42.143
136	John O'DONOVAN	b	10:45:15.767	1:41.523
94	Caomhan CANNY	b	10:45:23.651	1:43.722
23	Stuart McCANN	a	10:45:26.612	1:43.080
29	Gary JORDAN	a	10:45:26.803	1:43.189
76	Jacque FOLEY	a	10:45:27.995	1:43.177
35	Daniel INGHAM	b	10:45:34.433	1:44.914
280	Jason WHELAN	b	10:45:59.729	1:48.446

8

No	Name	Gp	Time of Day	Lap Time
97	Anthony O'CARROLL	a	10:46:17.250	1:37.319
25	Dean LACEY	a	10:46:18.065	1:37.411
51	Keith RICHARDSON	a	10:46:31.662	1:41.054
136	John O'DONOVAN	b	10:46:59.266	1:43.499
106	Leon DUFFY	a	10:47:01.611	1:46.372
94	Caomhan CANNY	b	10:47:07.485	1:43.834
23	Stuart McCANN	a	10:47:09.587	1:42.975
29	Gary JORDAN	a	10:47:10.083	1:43.280
76	Jacque FOLEY	a	10:47:10.813	1:42.818
35	Daniel INGHAM	b	10:47:20.010	1:45.577
280	Jason WHELAN	b	10:47:53.534	1:53.805

9

No	Name	Gp	Time of Day	Lap Time
97	Anthony O'CARROLL	a	10:47:55.778	1:38.528
25	Dean LACEY	a	10:47:56.325	1:38.260
51	Keith RICHARDSON	a	10:48:14.384	1:42.722
136	John O'DONOVAN	b	10:48:42.489	1:43.223
106	Leon DUFFY	a	10:48:49.650	1:48.039
23	Stuart McCANN	a	10:48:51.896	1:42.309
94	Caomhan CANNY	b	10:48:53.155	1:45.670
29	Gary JORDAN	a	10:48:53.658	1:43.575
76	Jacque FOLEY	a	10:48:53.985	1:43.172
35	Daniel INGHAM	b	10:49:05.999	1:45.989