



**Friday 21<sup>st</sup> & Saturday 22<sup>nd</sup> April 2023**

**promoted by Cookstown & District MCC**  
**cookstown100.org**

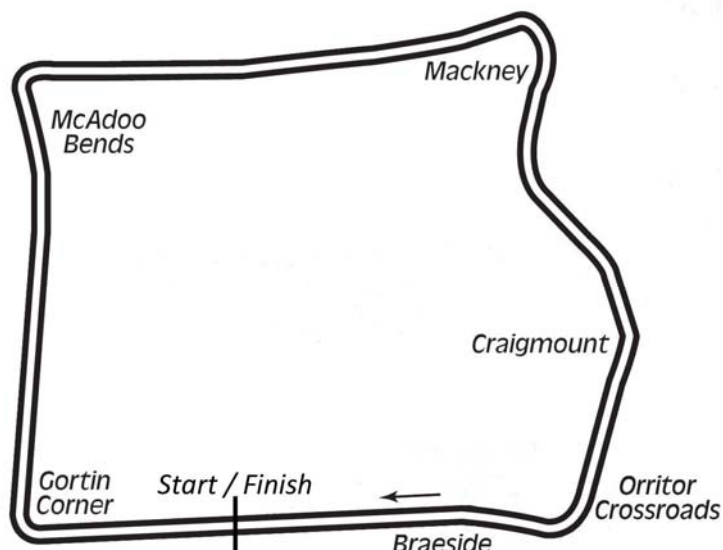
**COOKSTOWN & DISTRICT MCC MOTOCROSS SECTION  
& RJ ROCKS THE 80s  
JUNIOR SUPPORT**



Comhairle Ceantair  
**Lár Uladh**  
**Mid Ulster**  
District Council



# Orritor Circuit 2.1 miles



## LAP RECORDS at the start of the meeting

Class	Rider	Machine	m	s	mph	Year
125cc	William Dunlop	Honda	1	34.755	79.785	2010
Moto 3	Derek McGee	Honda 250	1	33.802	80.595	2018
Supersport 300	Darryl Tweed	Kawasaki 300	1	43.173	73.275	2022
250cc	William Dunlop	Honda	1	29.658	84.320	2009
Moto 450	Ryan Farquhar	Kawasaki	1	35.432	79.219	2012
Lightweight Supersport	Darryl Tweed	Kawasaki 400	1	34.604	79.912	2016
Supermono	Jay Bellers-Smith	KTM 732	1	35.509	79.155	2022
Supertwin	Adam McLean	Kawasaki	1	28.023	85.887	2020
Supersport	Adam McLean	Kawasaki	1	24.442	89.529	2021
Superbike	Michael Dunlop	Honda	1	22.641	91.480	2013
Senior Support	Gary Robinson	Yamaha 600	1	29.956	84.041	2007
Junior Support	Joseph Loughlin	Kawasaki 650	1	30.965	83.109	2017
Classic 1000cc	Andy Hornby	RPS Triumph 750	1	38.605	76.670	2022
Classic 500cc	Neill McWhirter	Norton	1	41.491	74.489	2010
Classic 350cc	Paul Coward	Honda	1	43.421	73.099	2004
Classic 250cc	Geoff McMullan	Suzuki	1	47.294	70.461	2006
Classic GP	Gareth Keys	Yamaha 350	1	41.580	74.424	2019
Post-Classic Twinshock	Anthony McColgan	Bimota 750	1	37.178	77.795	2016

## MOST WINS AT COOKSTOWN 100

Ryan Farquhar	26	1996 - 12	(400-1, 450-2, STWN-4, SSP-5, SBK-13, Junior Support-1)
Barry Davidson	21	2007 - 22	(SS300-3, 250-1, Classic 350-10, Classic 500-7)
Ray McCullough	14	1967 - 79	(250-8, 350-3, 500-3)
William Dunlop	14	2006 - 17	(125-3, 250-5, SSP-5, SBK B-1)
Richard Ford	14	2008 - 22	(Classic 250-3, Classic 250 B-1, Classic 1000-7, Post-Classic-1, Junior Support B-2)
Joey Dunlop	11	1977 - 98	(125-1, 250-4, 350-2, 500-2, SSP-1, SBK-1)
Robert Dunlop	11	1985 - 08	(125-7, 250-1, 250 B-1, 350-1, SBK-1)
Phillip McCallen	10	1987 - 96	(250-3, 350-1, SSP-2, SBK-4)
Michael Dunlop	10	2006 - 18	(125-1, 250-1, STWN-3, SSP-2, SBK-2, Junior Support-1)
Derek Sheils	9	2014 - 20	(SSP-1, SBK-8)

## MOST WINS AT ALL IRISH ROAD RACE MEETINGS (after Armoy Road Race 2022)

Ryan Farquhar	211	1995-16
Joey Dunlop	156	1971-00
Robert Dunlop	135	1980-08
William Dunlop	119	2005-17
Michael Dunlop	112	2006-22
Ray McCullough	109	1960-82
Phillip McCallen	109	1987-99
Barry Davidson	99	1998-22
Brian Reid	78	1980-94
Darran Lindsay	74	1999-06

# CDE COOKSTOWN 100

## JUNIOR SUPPORT

### Q9: Group A Qualifying


Friday, 21 April 2023



Pos	Class	No	Name	Machine / Sponsor	----- Best Lap -----			Laps	
					Time	Behind	Speed		
<b>Qualifying Classification</b>									
1	SJUN	35	Daniel INGHAM	Aprilia 660	1:36.443		78.388	5	5
2	SJUN	97	Anthony O'CARROLL	Kawasaki 650 - Ian Milne Racing	1:36.619	0.176	78.245	3	5
3	SJUN	62	Aidan CLEARY	Kawasaki 400 - AC Racing	1:37.306	0.863	77.693	5	5
4	SJUN	76	Jacque FOLEY	Kawasaki 650	1:38.729	2.286	76.573	4	5
5	SJUN	2	Roddy TAYLOR	Kawasaki 650 - Jock Borthwick Trucks	1:39.778	3.335	75.768	4	5
6	SJUN	7	Dave WALSH	Kramer 690 - DRW Racing	1:41.329	4.886	74.608	2	5
7	SJUN	47	Caomhan CANNY	Kawasaki 400	1:41.514	5.071	74.472	5	5
8	SJUN	19	Kelly CARRUTHERS	Kawasaki 400	1:41.691	5.248	74.343	3	5
9	SJUN	5	R J WOOLSEY	Kawasaki 700	1:42.504	6.061	73.753	5	5
10	SJUN	27	Tim WALSH	Honda 400	1:43.596	7.153	72.976	2	5
11	SJUN	42	Brian LOUGHLIN	Kawasaki 650 - G2-Tech	1:44.717	8.274	72.195	5	5
12	SJUN	25	Michael McKERNAN	Suzuki 650	1:47.531	11.088	70.305	4	5
13	SJUN	11	John CAHILL	Kawasaki 650	1:48.021	11.578	69.986	4	5
14	SJUN	49	Brendan FLYNN	Suzuki 650	1:49.788	13.345	68.860	4	5
15	SJUN	24	Rudi PAUL	Kawasaki 650	1:50.041	13.598	68.702	5	5

Provisional result to be confirmed by the Stewards of the Meeting subject to completion of technical inspections & the time limit for protests

Page 1 / 1

Circuit	<b>Orritor</b>	Signed		Organising Club	<b>Cookstown &amp; District MCC</b>
Length(miles)	<b>2.1000</b>		Chief Timekeeper	Qualifying Started	<b>14:46</b>
Weather	<b>Sunny</b>	Issued At:	15:00		
Track	<b>Dry</b>				



### Qualifying Classification

Position

<b>1</b>	<b>35 Daniel INGHAM</b>			
SJUN		Behind		
Best Time	<b>1:36.443</b>	Best Speed	<b>78.388</b>	On 5 Gp
Lap	Elapsed Time	Lap Time	Lap Speed	
1	2:23.349	2:23.349	52.738	
2	4:03.184	1:39.835	75.725	
3	5:43.396	1:40.212	75.440	
4	7:20.676	1:37.280	77.714	
5	8:57.119	1:36.443	78.388	

<b>2</b>	<b>97 Anthony O'CARROLL</b>			
SJUN		Behind	<b>0.176</b>	
Best Time	<b>1:36.619</b>	Best Speed	<b>78.245</b>	On 3 Gp
Lap	Elapsed Time	Lap Time	Lap Speed	
1	1:45.899	1:45.899	71.389	
2	3:23.545	1:37.646	77.423	
3	5:00.164	1:36.619	78.245	
4	6:40.956	1:40.792	75.006	
5	8:19.094	1:38.138	77.034	

<b>3</b>	<b>62 Aidan CLEARY</b>			
SJUN		Behind	<b>0.863</b>	
Best Time	<b>1:37.306</b>	Best Speed	<b>77.693</b>	On 5 Gp
Lap	Elapsed Time	Lap Time	Lap Speed	
1	2:13.917	2:13.917	56.453	
2	3:58.268	1:44.351	72.448	
3	5:37.464	1:39.196	76.213	
4	7:15.505	1:38.041	77.111	
5	8:52.811	1:37.306	77.693	

<b>4</b>	<b>76 Jacque FOLEY</b>			
SJUN		Behind	<b>2.286</b>	
Best Time	<b>1:38.729</b>	Best Speed	<b>76.573</b>	On 4 Gp
Lap	Elapsed Time	Lap Time	Lap Speed	
1	2:08.098	2:08.098	59.017	
2	3:49.205	1:41.107	74.772	
3	5:28.877	1:39.672	75.849	
4	7:07.606	1:38.729	76.573	
5	8:46.791	1:39.185	76.221	

### Qualifying Classification

Position

<b>5</b>	<b>2 Roddy TAYLOR</b>			
SJUN		Behind	<b>3.335</b>	
Best Time	<b>1:39.778</b>	Best Speed	<b>75.768</b>	On 4 Gp
Lap	Elapsed Time	Lap Time	Lap Speed	
1	2:13.568	2:13.568	56.600	
2	3:58.362	1:44.794	72.142	
3	5:40.811	1:42.449	73.793	
4	7:20.589	1:39.778	75.768	
5	9:00.790	1:40.201	75.448	

<b>6</b>	<b>7 Dave WALSH</b>			
SJUN		Behind	<b>4.886</b>	
Best Time	<b>1:41.329</b>	Best Speed	<b>74.608</b>	On 2 Gp
Lap	Elapsed Time	Lap Time	Lap Speed	
1	1:51.538	1:51.538	67.780	
2	3:32.867	1:41.329	74.608	
3	5:16.549	1:43.682	72.915	
4	6:57.990	1:41.441	74.526	
5	8:39.421	1:41.431	74.533	

<b>7</b>	<b>47 Caomhan CANNY</b>			
SJUN		Behind	<b>5.071</b>	
Best Time	<b>1:41.514</b>	Best Speed	<b>74.472</b>	On 5 Gp
Lap	Elapsed Time	Lap Time	Lap Speed	
1	1:56.980	1:56.980	64.626	
2	3:39.756	1:42.776	73.558	
3	5:22.240	1:42.484	73.768	
4	7:05.023	1:42.783	73.553	
5	8:46.537	1:41.514	74.472	

<b>8</b>	<b>19 Kelly CARRUTHERS</b>			
SJUN		Behind	<b>5.248</b>	
Best Time	<b>1:41.691</b>	Best Speed	<b>74.343</b>	On 3 Gp
Lap	Elapsed Time	Lap Time	Lap Speed	
1	2:32.185	2:32.185	49.676	
2	4:15.355	1:43.170	73.277	
3	5:57.046	1:41.691	74.343	
4	7:38.844	1:41.798	74.265	
5	9:24.876	1:46.032	71.299	



### Qualifying Classification

Position

<b>9</b>	<b>5 R J WOOLSEY</b>				
SJUN		Behind	<b>6.061</b>		
Best Time	<b>1:42.504</b>	Best Speed	<b>73.753</b>	On	<b>5</b> Gp
<i>Lap</i>	<i>Elapsed Time</i>	<i>Lap Time</i>	<i>Lap Speed</i>		
1	2:38.354	2:38.354	47.741		
2	4:26.756	1:48.402	69.740		
3	6:10.773	1:44.017	72.680		
4	7:54.514	1:43.741	72.874		
5	9:37.018	1:42.504	73.753		

<b>10</b>	<b>27 Tim WALSH</b>				
SJUN		Behind	<b>7.153</b>		
Best Time	<b>1:43.596</b>	Best Speed	<b>72.976</b>	On	<b>2</b> Gp
<i>Lap</i>	<i>Elapsed Time</i>	<i>Lap Time</i>	<i>Lap Speed</i>		
1	2:21.205	2:21.205	53.539		
2	4:04.801	1:43.596	72.976		
3	5:48.988	1:44.187	72.562		
4	7:35.653	1:46.665	70.876		
5	9:20.305	1:44.652	72.239		

<b>11</b>	<b>42 Brian LOUGHLIN</b>				
SJUN		Behind	<b>8.274</b>		
Best Time	<b>1:44.717</b>	Best Speed	<b>72.195</b>	On	<b>5</b> Gp
<i>Lap</i>	<i>Elapsed Time</i>	<i>Lap Time</i>	<i>Lap Speed</i>		
1	2:12.769	2:12.769	56.941		
2	3:59.790	1:47.021	70.640		
3	5:48.143	1:48.353	69.772		
4	7:35.360	1:47.217	70.511		
5	9:20.077	1:44.717	72.195		

<b>12</b>	<b>25 Michael McKERNAN</b>				
SJUN		Behind	<b>11.088</b>		
Best Time	<b>1:47.531</b>	Best Speed	<b>70.305</b>	On	<b>4</b> Gp
<i>Lap</i>	<i>Elapsed Time</i>	<i>Lap Time</i>	<i>Lap Speed</i>		
1	2:09.539	2:09.539	58.361		
2	3:58.234	1:48.695	69.552		
3	5:47.333	1:49.099	69.295		
4	7:34.864	1:47.531	70.305		
5	9:24.400	1:49.536	69.018		

### Qualifying Classification

Position

<b>13</b>	<b>11 John CAHILL</b>				
SJUN		Behind	<b>11.578</b>		
Best Time	<b>1:48.021</b>	Best Speed	<b>69.986</b>	On	<b>4</b> Gp
<i>Lap</i>	<i>Elapsed Time</i>	<i>Lap Time</i>	<i>Lap Speed</i>		
1	2:05.712	2:05.712	60.137		
2	3:55.016	1:49.304	69.165		
3	5:43.610	1:48.594	69.617		
4	7:31.631	1:48.021	69.986		
5	9:19.871	1:48.240	69.845		

<b>14</b>	<b>49 Brendan FLYNN</b>				
SJUN		Behind	<b>13.345</b>		
Best Time	<b>1:49.788</b>	Best Speed	<b>68.860</b>	On	<b>4</b> Gp
<i>Lap</i>	<i>Elapsed Time</i>	<i>Lap Time</i>	<i>Lap Speed</i>		
1	2:12.165	2:12.165	57.201		
2	4:04.234	1:52.069	67.458		
3	5:55.034	1:50.800	68.231		
4	7:44.822	1:49.788	68.860		
5	9:34.925	1:50.103	68.663		

<b>15</b>	<b>24 Rudi PAUL</b>				
SJUN		Behind	<b>13.598</b>		
Best Time	<b>1:50.041</b>	Best Speed	<b>68.702</b>	On	<b>5</b> Gp
<i>Lap</i>	<i>Elapsed Time</i>	<i>Lap Time</i>	<i>Lap Speed</i>		
1	2:32.871	2:32.871	49.453		
2	4:26.580	1:53.709	66.486		
3	6:17.639	1:51.059	68.072		
4	8:07.860	1:50.221	68.589		
5	9:57.901	1:50.041	68.702		

# CDE COOKSTOWN 100

## JUNIOR SUPPORT

### Q10: Group B Qualifying


Friday, 21 April 2023



Pos	Class	No	Name	Machine / Sponsor	----- Best Lap -----			Laps	
					Time	Behind	Speed		
<b>Qualifying Classification</b>									
1	SJUN	411	Aaron SPENCE	Aprilia 660 - Spence Engineering	1:35.025		79.558	5	5
2	SJUN	140	Darragh CREAM	Aprilia 660	1:35.342	0.317	79.293	5	5
3	SJUN	141	Alex SINCLAIR	Aprilia 660	1:38.419	3.394	76.814	5	5
4	SJUN	22	Liam TRAINOR	Kawasaki 650	1:40.098	5.073	75.526	4	5
5	SJUN	951	Dave THOMAS	Aprilia 660 - McCrum's Motorcycles	1:41.198	6.173	74.705	5	5
6	SJUN	122	Chris MEYER	Honda 250	1:41.258	6.233	74.661	5	5
7	SJUN	191	Graham McALEESE	Kawasaki 400 - McKillop Motorcycles	1:41.900	6.875	74.190	5	5
8	SJUN	83	Gareth ARNOLD	Honda 450	1:42.494	7.469	73.760	2	5
9	SJUN	269	Darragh TRAPPE	Suzuki 650	1:42.799	7.774	73.542	5	5
10	SJUN	136	John O'DONOVAN	Kawasaki 650	1:42.916	7.891	73.458	4	5
11	SJUN	88	Mike CASH	Honda 400	1:42.999	7.974	73.399	3	5
12	SJUN	232	Thomas OLIVER	Kawasaki 650	1:43.401	8.376	73.113	5	5
13	SJUN	142	Adrian HERATY	Kawasaki 650	1:43.562	8.537	73.000	4	5
14	SJUN	87	James WALSH	Kawasaki 650	1:45.057	10.032	71.961	4	5
15	SJUN	125	Robert O'NEILL	Aprilia 450	1:46.416	11.391	71.042	2	2
16	SJUN	79	Ashley ROBSON	Suzuki 650 - A R Racing	1:47.269	12.244	70.477	5	5
17	SJUN	280	Jason WHELAN	Kawasaki 650	1:47.636	12.611	70.237	4	5
18	SJUN	10	Brian APPLETON	Suzuki 650	1:48.123	13.098	69.920	5	5
19	SJUN	179	James ROTHERY	Suzuki 650 - Big J Racing	1:48.802	13.777	69.484	2	5
20	SJUN	777	Shaun WYNNE	Aprilia 660 - SMW Racing	5:15.669	3:40.644	23.949	1	1

Provisional result to be confirmed by the Stewards of the Meeting subject to completion of technical inspections & the time limit for protests

Page 1 / 1

Circuit	<b>Orritor</b>	Signed		Organising Club	<b>Cookstown &amp; District MCC</b>
Length(miles)	<b>2.1000</b>		Chief Timekeeper	Qualifying Started	<b>15:04</b>
Weather	<b>Sunny</b>	Issued At:	15:18		
Track	<b>Dry</b>				

## JUNIOR SUPPORT Q10: Group B Qualifying Friday, 21 April 2023 DETAILED RESULT



### Qualifying Classification

Position

<b>1</b>	<b>411 Aaron SPENCE</b>			
SJUN		Behind		
Best Time	<b>1:35.025</b>	Best Speed	<b>79.558</b>	On 5 Gp
Lap	Elapsed Time	Lap Time	Lap Speed	
1	1:46.427	1:46.427	71.035	
2	3:24.879	1:38.452	76.789	
3	5:00.586	1:35.707	78.991	
4	6:36.755	1:36.169	78.612	
5	8:11.780	1:35.025	79.558	

<b>2</b>	<b>140 Darragh CREAN</b>			
SJUN		Behind	<b>0.317</b>	
Best Time	<b>1:35.342</b>	Best Speed	<b>79.293</b>	On 5 Gp
Lap	Elapsed Time	Lap Time	Lap Speed	
1	1:46.494	1:46.494	70.990	
2	3:25.091	1:38.597	76.676	
3	5:01.426	1:36.335	78.476	
4	6:37.095	1:35.669	79.022	
5	8:12.437	1:35.342	79.293	

<b>3</b>	<b>141 Alex SINCLAIR</b>			
SJUN		Behind	<b>3.394</b>	
Best Time	<b>1:38.419</b>	Best Speed	<b>76.814</b>	On 5 Gp
Lap	Elapsed Time	Lap Time	Lap Speed	
1	1:51.445	1:51.445	67.836	
2	3:32.145	1:40.700	75.074	
3	5:11.020	1:38.875	76.460	
4	6:50.004	1:38.984	76.376	
5	8:28.423	1:38.419	76.814	

<b>4</b>	<b>22 Liam TRAINOR</b>			
SJUN		Behind	<b>5.073</b>	
Best Time	<b>1:40.098</b>	Best Speed	<b>75.526</b>	On 4 Gp
Lap	Elapsed Time	Lap Time	Lap Speed	
1	2:13.967	2:13.967	56.432	
2	3:56.424	1:42.457	73.787	
3	5:38.759	1:42.335	73.875	
4	7:18.857	1:40.098	75.526	
5	8:59.429	1:40.572	75.170	

### Qualifying Classification

Position

<b>5</b>	<b>951 Dave THOMAS</b>			
SJUN		Behind	<b>6.173</b>	
Best Time	<b>1:41.198</b>	Best Speed	<b>74.705</b>	On 5 Gp
Lap	Elapsed Time	Lap Time	Lap Speed	
1	1:58.565	1:58.565	63.762	
2	3:42.783	1:44.218	72.540	
3	5:24.391	1:41.608	74.404	
4	7:06.335	1:41.944	74.158	
5	8:47.533	1:41.198	74.705	

<b>6</b>	<b>122 Chris MEYER</b>			
SJUN		Behind	<b>6.233</b>	
Best Time	<b>1:41.258</b>	Best Speed	<b>74.661</b>	On 5 Gp
Lap	Elapsed Time	Lap Time	Lap Speed	
1	2:24.269	2:24.269	52.402	
2	4:05.962	1:41.693	74.341	
3	5:50.609	1:44.647	72.243	
4	7:32.970	1:42.361	73.856	
5	9:14.228	1:41.258	74.661	

<b>7</b>	<b>191 Graham McALEESE</b>			
SJUN		Behind	<b>6.875</b>	
Best Time	<b>1:41.900</b>	Best Speed	<b>74.190</b>	On 5 Gp
Lap	Elapsed Time	Lap Time	Lap Speed	
1	1:57.957	1:57.957	64.091	
2	3:42.239	1:44.282	72.496	
3	5:26.318	1:44.079	72.637	
4	7:09.173	1:42.855	73.502	
5	8:51.073	1:41.900	74.190	

<b>8</b>	<b>83 Gareth ARNOLD</b>			
SJUN		Behind	<b>7.469</b>	
Best Time	<b>1:42.494</b>	Best Speed	<b>73.760</b>	On 2 Gp
Lap	Elapsed Time	Lap Time	Lap Speed	
1	2:25.538	2:25.538	51.945	
2	4:08.032	1:42.494	73.760	
3	5:52.390	1:44.358	72.443	
4	7:35.410	1:43.020	73.384	
5	9:21.754	1:46.344	71.090	

## JUNIOR SUPPORT Q10: Group B Qualifying Friday, 21 April 2023 DETAILED RESULT



### Qualifying Classification

Position

<b>9</b>	<b>269 Darragh TRAPPE</b>				
SJUN		Behind	<b>7.774</b>		
Best Time	<b>1:42.799</b>	Best Speed	<b>73.542</b>	On	<b>5</b> Gp
Lap	Elapsed Time	Lap Time	Lap Speed		
1	2:13.457	2:13.457	56.647		
2	3:58.678	1:45.221	71.849		
3	5:42.392	1:43.714	72.893		
4	7:25.485	1:43.093	73.332		
5	9:08.284	1:42.799	73.542		

<b>10</b>	<b>136 John O'DONOVAN</b>				
SJUN		Behind	<b>7.891</b>		
Best Time	<b>1:42.916</b>	Best Speed	<b>73.458</b>	On	<b>4</b> Gp
Lap	Elapsed Time	Lap Time	Lap Speed		
1	2:04.713	2:04.713	60.619		
2	3:50.096	1:45.383	71.738		
3	5:33.371	1:43.275	73.203		
4	7:16.287	1:42.916	73.458		
5	9:00.195	1:43.908	72.757		

<b>11</b>	<b>88 Mike CASH</b>				
SJUN		Behind	<b>7.974</b>		
Best Time	<b>1:42.999</b>	Best Speed	<b>73.399</b>	On	<b>3</b> Gp
Lap	Elapsed Time	Lap Time	Lap Speed		
1	2:13.863	2:13.863	56.476		
2	3:59.833	1:45.970	71.341		
3	5:42.832	1:42.999	73.399		
4	7:25.835	1:43.003	73.396		
5	9:10.423	1:44.588	72.284		

<b>12</b>	<b>232 Thomas OLIVER</b>				
SJUN		Behind	<b>8.376</b>		
Best Time	<b>1:43.401</b>	Best Speed	<b>73.113</b>	On	<b>5</b> Gp
Lap	Elapsed Time	Lap Time	Lap Speed		
1	2:07.136	2:07.136	59.464		
2	3:51.929	1:44.793	72.142		
3	5:36.594	1:44.665	72.230		
4	7:21.030	1:44.436	72.389		
5	9:04.431	1:43.401	73.113		

### Qualifying Classification

Position

<b>13</b>	<b>142 Adrian HERATY</b>				
SJUN		Behind	<b>8.537</b>		
Best Time	<b>1:43.562</b>	Best Speed	<b>73.000</b>	On	<b>4</b> Gp
Lap	Elapsed Time	Lap Time	Lap Speed		
1	2:26.983	2:26.983	51.435		
2	4:14.656	1:47.673	70.213		
3	6:00.612	1:45.956	71.350		
4	7:44.174	1:43.562	73.000		
5	9:29.579	1:45.405	71.723		

<b>14</b>	<b>87 James WALSH</b>				
SJUN		Behind	<b>10.032</b>		
Best Time	<b>1:45.057</b>	Best Speed	<b>71.961</b>	On	<b>4</b> Gp
Lap	Elapsed Time	Lap Time	Lap Speed		
1	2:16.481	2:16.481	55.392		
2	4:03.070	1:46.589	70.927		
3	5:49.089	1:46.019	71.308		
4	7:34.146	1:45.057	71.961		
5	9:22.229	1:48.083	69.946		

<b>15</b>	<b>125 Robert O'NEILL</b>				
SJUN		Behind	<b>11.391</b>		
Best Time	<b>1:46.416</b>	Best Speed	<b>71.042</b>	On	<b>2</b> Gp
Lap	Elapsed Time	Lap Time	Lap Speed		
1	2:29.473	2:29.473	50.578		
2	4:15.889	1:46.416	71.042		

<b>16</b>	<b>79 Ashley ROBSON</b>				
SJUN		Behind	<b>12.244</b>		
Best Time	<b>1:47.269</b>	Best Speed	<b>70.477</b>	On	<b>5</b> Gp
Lap	Elapsed Time	Lap Time	Lap Speed		
1	2:31.494	2:31.494	49.903		
2	4:22.165	1:50.671	68.311		
3	6:11.239	1:49.074	69.311		
4	7:59.397	1:48.158	69.898		
5	9:46.666	1:47.269	70.477		

<b>17</b>	<b>280 Jason WHELAN</b>				
SJUN		Behind	<b>12.611</b>		
Best Time	<b>1:47.636</b>	Best Speed	<b>70.237</b>	On	<b>4</b> Gp
Lap	Elapsed Time	Lap Time	Lap Speed		
1	2:13.077	2:13.077	56.809		
2	4:05.345	1:52.268	67.339		
3	5:53.632	1:48.287	69.814		
4	7:41.268	1:47.636	70.237		
5	9:29.360	1:48.092	69.940		





# CDE COOKSTOWN 100

## JUNIOR SUPPORT

### Q10: Group B Qualifying

Friday, 21 April 2023

## DETAILED RESULT



### Qualifying Classification

Position

#### 18 10 Brian APPLETON

SJUN Behind 13.098

Best Time 1:48.123 Best Speed 69.920 On 5 Gp

Lap	Elapsed Time	Lap Time	Lap Speed
1	2:32.066	2:32.066	49.715
2	4:20.961	1:48.895	69.425
3	6:09.301	1:48.340	69.780
4	7:57.770	1:48.469	69.697
5	9:45.893	1:48.123	69.920

#### 19 179 James ROTHERY

SJUN Behind 13.777

Best Time 1:48.802 Best Speed 69.484 On 2 Gp

Lap	Elapsed Time	Lap Time	Lap Speed
1	2:04.143	2:04.143	60.898
2	3:52.945	1:48.802	69.484
3	5:42.036	1:49.091	69.300
4	7:32.041	1:50.005	68.724
5	9:21.376	1:49.335	69.145

#### 20 777 Shaun WYNNE

SJUN Behind 3:40.644

Best Time 5:15.669 Best Speed 23.949 On 1 Gp

Lap	Elapsed Time	Lap Time	Lap Speed
1	5:15.669	5:15.669	23.949

# CDE COOKSTOWN 100

## JUNIOR SUPPORT

### COMBINED QUALIFYING




Pos	Class	No	Name	-----Best Time / Qual Laps-----		Overall Best Time / Speed / Total Qual Laps
				Session A	Session B	
1	SJUN	411	Aaron SPENCE	-----	1:35.025	1:35.025 79.558
2	SJUN	140	Darragh CREAN	-----	1:35.342	1:35.342 79.293
3	SJUN	35	Daniel INGHAM	1:36.443	-----	1:36.443 78.388
4	SJUN	97	Anthony O'CARROLL	1:36.619	-----	1:36.619 78.245
5	SJUN	62	Aidan CLEARY	1:37.306	-----	1:37.306 77.693
6	SJUN	141	Alex SINCLAIR	-----	1:38.419	1:38.419 76.814
7	SJUN	76	Jacque FOLEY	1:38.729	-----	1:38.729 76.573
8	SJUN	2	Roddy TAYLOR	1:39.778	-----	1:39.778 75.768
9	SJUN	22	Liam TRAINOR	-----	1:40.098	1:40.098 75.526
10	SJUN	951	Dave THOMAS	-----	1:41.198	1:41.198 74.705
11	SJUN	122	Chris MEYER	-----	1:41.258	1:41.258 74.661
12	SJUN	7	Dave WALSH	1:41.329	-----	1:41.329 74.608
13	SJUN	47	Caomhan CANNY	1:41.514	-----	1:41.514 74.472
14	SJUN	19	Kelly CARRUTHERS	1:41.691	-----	1:41.691 74.343
15	SJUN	191	Graham McALEESE	-----	1:41.900	1:41.900 74.190
16	SJUN	83	Gareth ARNOLD	-----	1:42.494	1:42.494 73.760
17	SJUN	5	R J WOOLSEY	1:42.504	-----	1:42.504 73.753
18	SJUN	269	Darragh TRAPPE	-----	1:42.799	1:42.799 73.542
19	SJUN	136	John O'DONOVAN	-----	1:42.916	1:42.916 73.458
20	SJUN	88	Mike CASH	-----	1:42.999	1:42.999 73.399
21	SJUN	232	Thomas OLIVER	-----	1:43.401	1:43.401 73.113
22	SJUN	142	Adrian HERATY	-----	1:43.562	1:43.562 73.000
23	SJUN	27	Tim WALSH	1:43.596	-----	1:43.596 72.976
24	SJUN	42	Brian LOUGHLIN	1:44.717	-----	1:44.717 72.195
25	SJUN	87	James WALSH	-----	1:45.057	1:45.057 71.961
26	SJUN	125	Robert O'NEILL	-----	1:46.416	1:46.416 71.042
27	SJUN	79	Ashley ROBSON	-----	1:47.269	1:47.269 70.477
28	SJUN	25	Michael McKERNAN	1:47.531	-----	1:47.531 70.305
29	SJUN	280	Jason WHELAN	-----	1:47.636	1:47.636 70.237
30	SJUN	11	John CAHILL	1:48.021	-----	1:48.021 69.986
31	SJUN	10	Brian APPLETON	-----	1:48.123	1:48.123 69.920
32	SJUN	179	James ROTHERY	-----	1:48.802	1:48.802 69.484
33	SJUN	49	Brendan FLYNN	1:49.788	-----	1:49.788 68.860
34	SJUN	24	Rudi PAUL	1:50.041	-----	1:50.041 68.702
35	SJUN	777	Shaun WYNNE	-----	5:15.669	5:15.669 23.949

Nos 87 & 88 - TRANSPONDERS NOT DETECTED

Provisional result to be confirmed by the Stewards of the Meeting subject to completion of technical inspections & the time limit for protests

Page 1 / 1

Circuit	<b>Orritor</b>	Signed	Organising Club	<b>Cookstown &amp; District MCC</b>
Length(miles)	<b>2.1000</b>	 Chief Timekeeper		
Weather	<b>Sunny</b>		Issued At:	
Track	<b>Dry</b>			

## CDE COOKSTOWN 100

JUNIOR SUPPORT

Orritor 2.100 miles

R9: Cookstown Motocross/RJ Rocks the 80s Junior Support A

22/04/2023 13:50

Race (9 Laps)

### RACE 9 - JUNIOR SUPPORT A

9	27 A		
8	88 A	232 B	142 C
7	5 A	269 B	136 C
6	191 A	83 B	
5	7 A	47 B	19 C
4	22 A	951 B	122 C
3	76 A	2 B	
2	97 A	62 B	141 C
1	411 A	140 B	35 C

POLE POSITION

Promoted by Cookstown and District MCC

Orbits

Provisional result to be confirmed by the Stewards of the Meeting subject to the completion of technical inspections and the time limit for protests  
MCUI (Ulster Centre) Timing @ [www.elaps-timing.com](http://www.elaps-timing.com)



## CDE COOKSTOWN 100

JUNIOR SUPPORT

Orritor 2.100 miles

R10: Cookstown MX/RJ Rocks the 80s Junior Support B

22/04/2023 14:15

Race (9 Laps)

### RACE 10 - JUNIOR SUPPORT B

5	777 A			
4	179 A	49 B	24 C	B
3	11 A	10 B		
2	79 A	25 B	280 C	
1	42 A	87 B	125 C	A

POLE POSITION

Promoted by Cookstown and District MCC

Orbits

Provisional result to be confirmed by the Stewards of the Meeting subject to the completion of technical inspections and the time limit for protests  
MCUI (Ulster Centre) Timing @ [www.elaps-timing.com](http://www.elaps-timing.com)



# CDE COOKSTOWN 100

## JUNIOR SUPPORT

### R9: Cookstown Motocross/RJ Rocks Junior Support A

Saturday, 22 April 2023



Pos	Class	No	Name	Machine / Sponsor	Gp	Laps	Total Time	Behind	Speed	-----Best Lap-----		
										Time	Speed	On
<b>Race Classification</b>												
1	SJUN	35	Daniel INGHAM	Aprilia 660	a	3	5:23.791		70.045	1:45.580	71.604	2
2	SJUN	97	Anthony O'CARROLL	Kawasaki 650 - Ian Milne Racing	a	3	5:25.757	1.966	69.622	1:45.920	71.375	2
3	SJUN	411	Aaron SPENCE	Aprilia 660 - Spence Engineering	a	3	5:26.763	2.972	69.408	1:44.891	72.075	3
4	SJUN	951	Dave THOMAS	Aprilia 660 - McCrum's Motorcycles	b	3	5:29.955	6.164	68.737	1:47.805	70.127	2
5	SJUN	7	Dave WALSH	Kramer 690 - DRW Racing	b	3	5:31.703	7.912	68.374	1:46.373	71.071	2
6	SJUN	191	Graham McALEESE	Kawasaki 400 - McKillop Motorcycles	b	3	5:32.704	8.913	68.169	1:47.248	70.491	3
7	SJUN	47	Caomhan CANNY	Kawasaki 400	b	3	5:36.481	12.690	67.404	1:48.630	69.594	2
8	SJUN	83	Gareth ARNOLD	Honda 450	b	3	5:44.842	21.051	65.769	1:51.129	68.029	3
9	SJUN	136	John O'DONOVAN	Kawasaki 650	c	3	5:45.434	21.643	65.657	1:51.491	67.808	3
10	SJUN	232	Thomas OLIVER	Kawasaki 650	c	3	5:46.061	22.270	65.538	1:52.852	66.990	3
11	SJUN	27	Tim WALSH	Honda 400	c	3	5:47.321	23.530	65.300	1:51.637	67.719	3
12	SJUN	122	Chris MEYER	Honda 250	b	3	6:11.642	47.851	61.026	2:00.445	62.767	3

### Fastest Lap

SJUN	411	Aaron SPENCE	Aprilia 660 - Spence Engineering							1:44.891	72.075	3
------	-----	--------------	----------------------------------	--	--	--	--	--	--	----------	--------	---


### Not Classified

<b>DNF</b>	SJUN	62	Aidan CLEARY	Kawasaki 400 - AC Racing	a	3	5:26.090		69.551	1:45.346	71.764	3
------------	------	----	--------------	--------------------------	---	---	----------	--	--------	----------	--------	---

Red flag after leaders completed 3 laps - result declared

Provisional result to be confirmed by the Stewards of the Meeting subject to completion of technical inspections & the time limit for protests

Page 1 / 1

Circuit	<b>Orritor</b>	Signed		Organising Club	<b>Cookstown &amp; District MCC</b>
Length(miles)	<b>2.1000</b>		Chief Timekeeper	Race Started	<b>16:40</b>
Weather	<b>Rain</b>	Issued At:	17:06	<b>Gp Time Diff - b 10.38 / c 22.01</b>	
Track	<b>Wet</b>				



## Race Classification

**1** 35 Daniel INGHAM

Total Time **5:23.791** Avg Speed **70.045** Behind  
Best Time **1:45.580** Best Speed **71.604** On **2** Gp **a**

Lap	Elapsed Time	Lap Time	Lap Speed
1	1:51.764	1:51.764	67.643
2	3:37.344	1:45.580	71.604
3	5:23.791	1:46.447	71.021

## Race Classification

**6** 191 Graham McALEESE

Total Time **5:32.704** Avg Speed **68.169** Behind **8.913**  
Best Time **1:47.248** Best Speed **70.491** On **3** Gp **b**

Lap	Elapsed Time	Lap Time	Lap Speed
1	1:56.335	1:56.335	64.985
2	3:45.456	1:49.121	69.281
3	5:32.704	1:47.248	70.491

**2** 97 Anthony O'CARROLL

Total Time **5:25.757** Avg Speed **69.622** Behind **1.966**  
Best Time **1:45.920** Best Speed **71.375** On **2** Gp **a**

Lap	Elapsed Time	Lap Time	Lap Speed
1	1:53.868	1:53.868	66.393
2	3:39.788	1:45.920	71.375
3	5:25.757	1:45.969	71.342

**7** 47 Caomhan CANNY

Total Time **5:36.481** Avg Speed **67.404** Behind **12.690**  
Best Time **1:48.630** Best Speed **69.594** On **2** Gp **b**

Lap	Elapsed Time	Lap Time	Lap Speed
1	1:58.969	1:58.969	63.546
2	3:47.599	1:48.630	69.594
3	5:36.481	1:48.882	69.433

**3** 411 Aaron SPENCE

Total Time **5:26.763** Avg Speed **69.408** Behind **2.972**  
Best Time **1:44.891** Best Speed **72.075** On **3** Gp **a**

Lap	Elapsed Time	Lap Time	Lap Speed
1	1:56.410	1:56.410	64.943
2	3:41.872	1:45.462	71.685
3	5:26.763	1:44.891	72.075

**8** 83 Gareth ARNOLD

Total Time **5:44.842** Avg Speed **65.769** Behind **21.051**  
Best Time **1:51.129** Best Speed **68.029** On **3** Gp **b**

Lap	Elapsed Time	Lap Time	Lap Speed
1	2:01.282	2:01.282	62.334
2	3:53.713	1:52.431	67.241
3	5:44.842	1:51.129	68.029

**4** 951 Dave THOMAS

Total Time **5:29.955** Avg Speed **68.737** Behind **6.164**  
Best Time **1:47.805** Best Speed **70.127** On **2** Gp **b**

Lap	Elapsed Time	Lap Time	Lap Speed
1	1:54.324	1:54.324	66.128
2	3:42.129	1:47.805	70.127
3	5:29.955	1:47.826	70.113

**9** 136 John O'DONOVAN

Total Time **5:45.434** Avg Speed **65.657** Behind **21.643**  
Best Time **1:51.491** Best Speed **67.808** On **3** Gp **c**

Lap	Elapsed Time	Lap Time	Lap Speed
1	2:00.714	2:00.714	62.627
2	3:53.943	1:53.229	66.767
3	5:45.434	1:51.491	67.808

**5** 7 Dave WALSH

Total Time **5:31.703** Avg Speed **68.374** Behind **7.912**  
Best Time **1:46.373** Best Speed **71.071** On **2** Gp **b**

Lap	Elapsed Time	Lap Time	Lap Speed
1	1:56.715	1:56.715	64.773
2	3:43.088	1:46.373	71.071
3	5:31.703	1:48.615	69.604

**10** 232 Thomas OLIVER

Total Time **5:46.061** Avg Speed **65.538** Behind **22.270**  
Best Time **1:52.852** Best Speed **66.990** On **3** Gp **c**

Lap	Elapsed Time	Lap Time	Lap Speed
1	1:59.744	1:59.744	63.135
2	3:53.209	1:53.465	66.628
3	5:46.061	1:52.852	66.990

# CDE COOKSTOWN 100

## JUNIOR SUPPORT

### R9: Cookstown Motocross/RJ Rocks Junior Support A

Saturday, 22 April 2023

## DETAILED RESULT



### Race Classification

#### **11** 27 Tim WALSH

Total Time **5:47.321** Avg Speed **65.300** Behind **23.530**

Best Time **1:51.637** Best Speed **67.719** On **3** Gp **c**

Lap	Elapsed Time	Lap Time	Lap Speed
1	2:01.736	2:01.736	62.102
2	3:55.684	1:53.948	66.346
3	5:47.321	1:51.637	67.719

#### **12** 122 Chris MEYER

Total Time **6:11.642** Avg Speed **61.026** Behind **47.851**

Best Time **2:00.445** Best Speed **62.767** On **3** Gp **b**

Lap	Elapsed Time	Lap Time	Lap Speed
1	2:06.580	2:06.580	59.725
2	4:11.197	2:04.617	60.666
3	6:11.642	2:00.445	62.767

### Not Classified

#### **DNF** 62 Aidan CLEARY

Total Time **5:26.090** Avg Speed **69.551** Behind

Best Time **1:45.346** Best Speed **71.764** On **3** Gp **a**

Lap	Elapsed Time	Lap Time	Lap Speed
1	1:54.444	1:54.444	66.059
2	3:40.744	1:46.300	71.119
3	5:26.090	1:45.346	71.764

# CDE COOKSTOWN 100

## JUNIOR SUPPORT

### R9: Cookstown Motocross/RJ Rocks Junior Support A

## LAP CHART

**1**

No	Name	Gp	Time of Day	Lap Time
35	Daniel INGHAM	a	16:42:47.612	1:51.764
97	Anthony O'CARROLL	a	16:42:49.716	1:53.868
951	Dave THOMAS	b	16:42:50.172	1:54.324
62	Aidan CLEARY	a	16:42:50.292	1:54.444
191	Graham McALEESE	b	16:42:52.183	1:56.335
411	Aaron SPENCE	a	16:42:52.258	1:56.410
7	Dave WALSH	b	16:42:52.563	1:56.715
47	Caomhan CANNY	b	16:42:54.817	1:58.969
232	Thomas OLIVER	c	16:42:55.592	1:59.744
136	John O'DONOVAN	c	16:42:56.562	2:00.714
83	Gareth ARNOLD	b	16:42:57.130	2:01.282
27	Tim WALSH	c	16:42:57.584	2:01.736
122	Chris MEYER	b	16:43:02.428	2:06.580

**3**

No	Name	Gp	Time of Day	Lap Time
35	Daniel INGHAM	a	16:46:19.639	1:46.447
97	Anthony O'CARROLL	a	16:46:21.605	1:45.969
62	Aidan CLEARY	a	16:46:21.938	1:45.346
411	Aaron SPENCE	a	16:46:22.611	1:44.891
951	Dave THOMAS	b	16:46:25.803	1:47.826
7	Dave WALSH	b	16:46:27.551	1:48.615
191	Graham McALEESE	b	16:46:28.552	1:47.248
47	Caomhan CANNY	b	16:46:32.329	1:48.882
83	Gareth ARNOLD	b	16:46:40.690	1:51.129
136	John O'DONOVAN	c	16:46:41.282	1:51.491
232	Thomas OLIVER	c	16:46:41.909	1:52.852
27	Tim WALSH	c	16:46:43.169	1:51.637
122	Chris MEYER	b	16:47:07.490	2:00.445

**2**

No	Name	Gp	Time of Day	Lap Time
35	Daniel INGHAM	a	16:44:33.192	1:45.580
97	Anthony O'CARROLL	a	16:44:35.636	1:45.920
62	Aidan CLEARY	a	16:44:36.592	1:46.300
411	Aaron SPENCE	a	16:44:37.720	1:45.462
951	Dave THOMAS	b	16:44:37.977	1:47.805
7	Dave WALSH	b	16:44:38.936	1:46.373
191	Graham McALEESE	b	16:44:41.304	1:49.121
47	Caomhan CANNY	b	16:44:43.447	1:48.630
232	Thomas OLIVER	c	16:44:49.057	1:53.465
83	Gareth ARNOLD	b	16:44:49.561	1:52.431
136	John O'DONOVAN	c	16:44:49.791	1:53.229
27	Tim WALSH	c	16:44:51.532	1:53.948
122	Chris MEYER	b	16:45:07.045	2:04.617