



Friday 21st & Saturday 22nd April 2023

promoted by Cookstown & District MCC
cookstown100.org



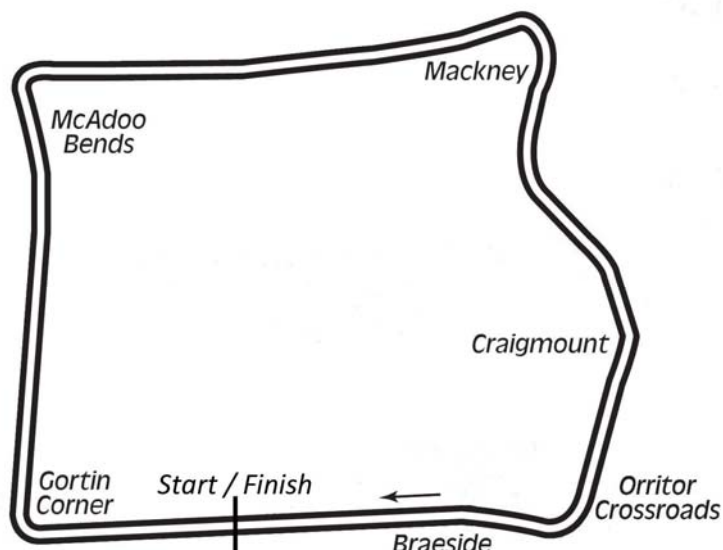
**SUPERTWIN
&
SUPERMONO**



Comhairle Ceantair
Lár Uladh
Mid Ulster
District Council



Orritor Circuit 2.1 miles



LAP RECORDS at the start of the meeting

Class	Rider	Machine	m	s	mph	Year
125cc	William Dunlop	Honda	1	34.755	79.785	2010
Moto 3	Derek McGee	Honda 250	1	33.802	80.595	2018
Supersport 300	Darryl Tweed	Kawasaki 300	1	43.173	73.275	2022
250cc	William Dunlop	Honda	1	29.658	84.320	2009
Moto 450	Ryan Farquhar	Kawasaki	1	35.432	79.219	2012
Lightweight Supersport	Darryl Tweed	Kawasaki 400	1	34.604	79.912	2016
Supermono	Jay Bellers-Smith	KTM 732	1	35.509	79.155	2022
Supertwin	Adam McLean	Kawasaki	1	28.023	85.887	2020
Supersport	Adam McLean	Kawasaki	1	24.442	89.529	2021
Superbike	Michael Dunlop	Honda	1	22.641	91.480	2013
Senior Support	Gary Robinson	Yamaha 600	1	29.956	84.041	2007
Junior Support	Joseph Loughlin	Kawasaki 650	1	30.965	83.109	2017
Classic 1000cc	Andy Hornby	RPS Triumph 750	1	38.605	76.670	2022
Classic 500cc	Neill McWhirter	Norton	1	41.491	74.489	2010
Classic 350cc	Paul Coward	Honda	1	43.421	73.099	2004
Classic 250cc	Geoff McMullan	Suzuki	1	47.294	70.461	2006
Classic GP	Gareth Keys	Yamaha 350	1	41.580	74.424	2019
Post-Classic Twinshock	Anthony McColgan	Bimota 750	1	37.178	77.795	2016

MOST WINS AT COOKSTOWN 100

Ryan Farquhar	26	1996 - 12	(400-1, 450-2, STWN-4, SSP-5, SBK-13, Junior Support-1)
Barry Davidson	21	2007 - 22	(SS300-3, 250-1, Classic 350-10, Classic 500-7)
Ray McCullough	14	1967 - 79	(250-8, 350-3, 500-3)
William Dunlop	14	2006 - 17	(125-3, 250-5, SSP-5, SBK B-1)
Richard Ford	14	2008 - 22	(Classic 250-3, Classic 250 B-1, Classic 1000-7, Post-Classic-1, Junior Support B-2)
Joey Dunlop	11	1977 - 98	(125-1, 250-4, 350-2, 500-2, SSP-1, SBK-1)
Robert Dunlop	11	1985 - 08	(125-7, 250-1, 250 B-1, 350-1, SBK-1)
Phillip McCallen	10	1987 - 96	(250-3, 350-1, SSP-2, SBK-4)
Michael Dunlop	10	2006 - 18	(125-1, 250-1, STWN-3, SSP-2, SBK-2, Junior Support-1)
Derek Sheils	9	2014 - 20	(SSP-1, SBK-8)

MOST WINS AT ALL IRISH ROAD RACE MEETINGS (after Armoy Road Race 2022)


Ryan Farquhar	211	1995-16
Joey Dunlop	156	1971-00
Robert Dunlop	135	1980-08
William Dunlop	119	2005-17
Michael Dunlop	112	2006-22
Ray McCullough	109	1960-82
Phillip McCallen	109	1987-99
Barry Davidson	99	1998-22
Brian Reid	78	1980-94
Darran Lindsay	74	1999-06

CDE COOKSTOWN 100
SUPERTWIN / SUPERMONO
Q14: Group A Qualifying
Friday, 21 April 2023



Pos	Class	No	Name	Machine / Sponsor	----- Best Lap -----			Laps	
					Time	Behind	Speed		
Qualifying Classification									
1	STWN	6	Michael DUNLOP	Kawasaki - McAdoo Kawasaki Racing	1:30.195		83.818	4	5
2	STWN	23	Marcus SIMPSON	Kawasaki	1:30.794	0.599	83.265	4	5
3	STWN	25	Matthew REES	Paton - Wilson Craig Racing	1:35.361	5.166	79.278	2	2
4	STWN	44	Liam CHAWKE	Kawasaki	1:35.470	5.275	79.187	5	5
5	STWN	35	Daniel INGHAM	Aprilia	1:35.713	5.518	78.986	4	5
6	STWN	32	Martin MORRIS	Aprilia	1:35.901	5.706	78.831	5	5
7	STWN	76	Jacque FOLEY	Kawasaki	1:36.796	6.601	78.102	4	5
8	STWN	4	Andy HORNBY	Paton	1:37.447	7.252	77.581	5	5
9	STWN	2	Roddy TAYLOR	Kawasaki - Jock Borthwick Trucks	1:38.561	8.366	76.704	5	5
10	STWN	61	Jonathan WATT	Kawasaki - Woolsey Concrete	1:39.085	8.890	76.298	5	5
11	STWN	46	Mark JOHNSON	Kawasaki - MJ Racing	1:40.044	9.849	75.567	2	5
12	STWN	7	Dave WALSH	Kramer 690 Mono - DRW Racing	1:40.245	10.050	75.415	5	5
13	STWN	42	Brian LOUGHLIN	Suzuki - G2-Tech	1:42.475	12.280	73.774	5	5
14	STWN	5	R J WOOLSEY	Kawasaki	1:44.729	14.534	72.186	4	5
15	STWN	49	Brendan FLYNN	Suzuki	1:49.358	19.163	69.131	5	5

Provisional result to be confirmed by the Stewards of the Meeting subject to completion of technical inspections & the time limit for protests

Circuit	Orritor	Signed		Organising Club	Cookstown & District MCC
Length(miles)	2.1000		Chief Timekeeper	Qualifying Started	16:10
Weather	Sunny	Issued At:	16:22		
Track	Dry				

CDE COOKSTOWN 100

SUPERTWIN / SUPERMONO

Q14: Group A Qualifying

Friday, 21 April 2023

DETAILED RESULT



Qualifying Classification

Position

1	6 Michael DUNLOP			
STWN		Behind		
Best Time	1:30.195	Best Speed	83.818	On 4 Gp
Lap	Elapsed Time	Lap Time	Lap Speed	
1	1:54.731	1:54.731	65.893	
2	3:28.325	1:33.594	80.774	
3	4:58.678	1:30.353	83.672	
4	6:28.873	1:30.195	83.818	
5	7:59.633	1:30.760	83.297	

2	23 Marcus SIMPSON			
STWN		Behind	0.599	
Best Time	1:30.794	Best Speed	83.265	On 4 Gp
Lap	Elapsed Time	Lap Time	Lap Speed	
1	1:49.539	1:49.539	69.017	
2	3:24.484	1:34.945	79.625	
3	4:56.648	1:32.164	82.028	
4	6:27.442	1:30.794	83.265	
5	7:59.198	1:31.756	82.392	

3	25 Matthew REES			
STWN		Behind	5.166	
Best Time	1:35.361	Best Speed	79.278	On 2 Gp
Lap	Elapsed Time	Lap Time	Lap Speed	
1	1:52.823	1:52.823	67.008	
2	3:28.184	1:35.361	79.278	

4	44 Liam CHAWKE			
STWN		Behind	5.275	
Best Time	1:35.470	Best Speed	79.187	On 5 Gp
Lap	Elapsed Time	Lap Time	Lap Speed	
1	1:51.671	1:51.671	67.699	
2	3:29.215	1:37.544	77.503	
3	5:05.086	1:35.871	78.856	
4	6:40.787	1:35.701	78.996	
5	8:16.257	1:35.470	79.187	

5	35 Daniel INGHAM			
STWN		Behind	5.518	
Best Time	1:35.713	Best Speed	78.986	On 4 Gp
Lap	Elapsed Time	Lap Time	Lap Speed	
1	2:15.606	2:15.606	55.750	
2	3:51.866	1:36.260	78.537	
3	5:29.212	1:37.346	77.661	
4	7:04.925	1:35.713	78.986	
5	8:42.693	1:37.768	77.326	

Qualifying Classification

Position

6	32 Martin MORRIS			
STWN		Behind	5.706	
Best Time	1:35.901	Best Speed	78.831	On 5 Gp
Lap	Elapsed Time	Lap Time	Lap Speed	
1	2:18.763	2:18.763	54.481	
2	3:57.204	1:38.441	76.797	
3	5:34.752	1:37.548	77.500	
4	7:12.706	1:37.954	77.179	
5	8:48.607	1:35.901	78.831	

7	76 Jacque FOLEY			
STWN		Behind	6.601	
Best Time	1:36.796	Best Speed	78.102	On 4 Gp
Lap	Elapsed Time	Lap Time	Lap Speed	
1	1:52.650	1:52.650	67.111	
2	3:31.227	1:38.577	76.691	
3	5:08.294	1:37.067	77.884	
4	6:45.090	1:36.796	78.102	
5	8:22.096	1:37.006	77.933	

8	4 Andy HORNBLY			
STWN		Behind	7.252	
Best Time	1:37.447	Best Speed	77.581	On 5 Gp
Lap	Elapsed Time	Lap Time	Lap Speed	
1	2:20.445	2:20.445	53.829	
2	4:02.223	1:41.778	74.279	
3	5:40.674	1:38.451	76.789	
4	7:20.562	1:39.888	75.685	
5	8:58.009	1:37.447	77.581	

9	2 Roddy TAYLOR			
STWN		Behind	8.366	
Best Time	1:38.561	Best Speed	76.704	On 5 Gp
Lap	Elapsed Time	Lap Time	Lap Speed	
1	2:05.082	2:05.082	60.440	
2	3:46.224	1:41.142	74.746	
3	5:25.010	1:38.786	76.529	
4	7:04.056	1:39.046	76.328	
5	8:42.617	1:38.561	76.704	

CDE COOKSTOWN 100

SUPERTWIN / SUPERMONO

Q14: Group A Qualifying

Friday, 21 April 2023

DETAILED RESULT



Qualifying Classification

Position

10 61 Jonathan WATT

STWN Behind 8.890

Best Time 1:39.085 Best Speed 76.298 On 5 Gp

Lap	Elapsed Time	Lap Time	Lap Speed
1	1:50.988	1:50.988	68.115
2	4:05.501	2:14.513	56.203
3	5:47.390	1:41.889	74.198
4	7:27.544	1:40.154	75.484
5	9:06.629	1:39.085	76.298

11 46 Mark JOHNSON

STWN Behind 9.849

Best Time 1:40.044 Best Speed 75.567 On 2 Gp

Lap	Elapsed Time	Lap Time	Lap Speed
1	2:08.226	2:08.226	58.958
2	3:48.270	1:40.044	75.567
3	5:30.866	1:42.596	73.687
4	7:12.605	1:41.739	74.308
5	8:52.663	1:40.058	75.556

12 7 Dave WALSH

STWN Behind 10.050

Best Time 1:40.245 Best Speed 75.415 On 5 Gp

Lap	Elapsed Time	Lap Time	Lap Speed
1	1:52.476	1:52.476	67.214
2	3:34.039	1:41.563	74.437
3	5:14.574	1:40.535	75.198
4	6:54.934	1:40.360	75.329
5	8:35.179	1:40.245	75.415

13 42 Brian LOUGHLIN

STWN Behind 12.280

Best Time 1:42.475 Best Speed 73.774 On 5 Gp

Lap	Elapsed Time	Lap Time	Lap Speed
1	2:04.057	2:04.057	60.940
2	3:47.828	1:43.771	72.853
3	5:30.580	1:42.752	73.575
4	7:15.140	1:44.560	72.303
5	8:57.615	1:42.475	73.774

Qualifying Classification

Position

14 5 R J WOOLSEY

STWN Behind 14.534

Best Time 1:44.729 Best Speed 72.186 On 4 Gp

Lap	Elapsed Time	Lap Time	Lap Speed
1	2:18.669	2:18.669	54.518
2	4:04.216	1:45.547	71.627
3	5:50.999	1:46.783	70.798
4	7:35.728	1:44.729	72.186
5	9:21.194	1:45.466	71.682

15 49 Brendan FLYNN

STWN Behind 19.163

Best Time 1:49.358 Best Speed 69.131 On 5 Gp

Lap	Elapsed Time	Lap Time	Lap Speed
1	2:20.373	2:20.373	53.857
2	4:11.580	1:51.207	67.981
3	6:01.387	1:49.807	68.848
4	7:52.350	1:50.963	68.131
5	9:41.708	1:49.358	69.131


CDE COOKSTOWN 100
SUPERTWIN / SUPERMONO
Q15: Group B Qualifying
Friday, 21 April 2023



Pos	Class	No	Name	Machine / Sponsor	----- Best Lap -----			Laps	
					Time	Behind	Speed		
Qualifying Classification									
1	STWN	64	Stephen McKNIGHT	Suzuki - McKnight Racing	1:34.684		79.845	4	5
2	STWN	97	Anthony O'CARROLL	Kawasaki - Ian Milne Racing	1:34.780	0.096	79.764	5	5
3	STWN	140	Darragh CREAM	Aprilia	1:35.258	0.574	79.363	4	5
4	STWN	222	Michael GAHAN	Kawasaki - Newline Elite Racing	1:35.981	1.297	78.766	2	5
5	STWN	361	Ryan WHITEHALL	Kawasaki	1:36.935	2.251	77.990	4	5
6	STWN	75	Barry SHEEHAN	Suzuki - Game on Camps	1:36.963	2.279	77.968	3	5
7	STWN	83	Gareth ARNOLD	Aprilia	1:37.531	2.847	77.514	5	5
8	STWN	141	Alex SINCLAIR	Aprilia	1:37.748	3.064	77.342	5	5
9	STWN	79	Vinny BRENNAN	Kawasaki - TRB Racing	1:38.029	3.345	77.120	3	5
10	STWN	122	Liam TRAINOR	Kawasaki	1:38.306	3.622	76.903	4	5
11	STWN	777	Shaun WYNNE	Aprilia - SMW Racing	1:38.567	3.883	76.699	5	5
12	STWN	15	Anthony McCOLGAN	Kawasaki	1:39.761	5.077	75.781	5	5
13	STWN	136	John O'DONOVAN	Kawasaki	1:40.332	5.648	75.350	5	5
14	STWN	142	Adrian HERATY	Kawasaki	1:41.103	6.419	74.775	5	5
15	STWN	269	Darragh TRAPPE	Suzuki	1:42.365	7.681	73.853	3	5
16	STWN	791	Ashley ROBSON	Suzuki - A R Racing	1:42.831	8.147	73.519	5	5
17	STWN	105	Darren DUNCAN	Kawasaki - Bike Move Motorcycle Finance	1:42.876	8.192	73.487	5	5
18	STWN	280	Jason WHELAN	Kawasaki	1:44.564	9.880	72.300	3	5
19	STWN	102	Brian APPLETON	Suzuki	1:45.879	11.195	71.402	5	5

Provisional result to be confirmed by the Stewards of the Meeting subject to completion of technical inspections & the time limit for protests

Page 1 / 1

Circuit	Orritor	Signed  Chief Timekeeper	Organising Club	Cookstown & District MCC	
Length(miles)	2.1000		Issued At:	16:41	Qualifying Started
Weather	Sunny				
Track	Dry				

CDE COOKSTOWN 100

SUPERTWIN / SUPERMONO

Q15: Group B Qualifying

Friday, 21 April 2023

DETAILED RESULT



Qualifying Classification

Position

1	64 Stephen McKNIGHT				
STWN		Behind			
Best Time	1:34.684	Best Speed	79.845	On	4 Gp
Lap	Elapsed Time	Lap Time	Lap Speed		
1	1:56.891	1:56.891	64.676		
2	3:33.608	1:36.717	78.166		
3	5:08.628	1:35.020	79.562		
4	6:43.312	1:34.684	79.845		
5	8:21.538	1:38.226	76.965		

2	97 Anthony O'CARROLL				
STWN		Behind	0.096		
Best Time	1:34.780	Best Speed	79.764	On	5 Gp
Lap	Elapsed Time	Lap Time	Lap Speed		
1	1:46.968	1:46.968	70.675		
2	3:23.325	1:36.357	78.458		
3	4:58.540	1:35.215	79.399		
4	6:33.787	1:35.247	79.373		
5	8:08.567	1:34.780	79.764		

3	140 Darragh CREAN				
STWN		Behind	0.574		
Best Time	1:35.258	Best Speed	79.363	On	4 Gp
Lap	Elapsed Time	Lap Time	Lap Speed		
1	1:45.461	1:45.461	71.685		
2	3:22.722	1:37.261	77.729		
3	4:58.166	1:35.444	79.209		
4	6:33.424	1:35.258	79.363		
5	8:09.605	1:36.181	78.602		

4	222 Michael GAHAN				
STWN		Behind	1.297		
Best Time	1:35.981	Best Speed	78.766	On	2 Gp
Lap	Elapsed Time	Lap Time	Lap Speed		
1	1:48.677	1:48.677	69.564		
2	3:24.658	1:35.981	78.766		
3	5:01.098	1:36.440	78.391		
4	6:37.467	1:36.369	78.448		
5	8:14.463	1:36.996	77.941		

Qualifying Classification

Position

5	361 Ryan WHITEHALL				
STWN		Behind	2.251		
Best Time	1:36.935	Best Speed	77.990	On	4 Gp
Lap	Elapsed Time	Lap Time	Lap Speed		
1	2:12.226	2:12.226	57.175		
2	3:51.776	1:39.550	75.942		
3	5:30.396	1:38.620	76.658		
4	7:07.331	1:36.935	77.990		
5	8:44.326	1:36.995	77.942		

6	75 Barry SHEEHAN				
STWN		Behind	2.279		
Best Time	1:36.963	Best Speed	77.968	On	3 Gp
Lap	Elapsed Time	Lap Time	Lap Speed		
1	1:45.185	1:45.185	71.873		
2	3:31.109	1:45.924	71.372		
3	5:08.072	1:36.963	77.968		
4	6:56.678	1:48.606	69.609		
5	8:34.054	1:37.376	77.637		

7	83 Gareth ARNOLD				
STWN		Behind	2.847		
Best Time	1:37.531	Best Speed	77.514	On	5 Gp
Lap	Elapsed Time	Lap Time	Lap Speed		
1	2:04.615	2:04.615	60.667		
2	3:45.152	1:40.537	75.196		
3	5:23.616	1:38.464	76.779		
4	7:02.411	1:38.795	76.522		
5	8:39.942	1:37.531	77.514		

8	141 Alex SINCLAIR				
STWN		Behind	3.064		
Best Time	1:37.748	Best Speed	77.342	On	5 Gp
Lap	Elapsed Time	Lap Time	Lap Speed		
1	1:56.200	1:56.200	65.060		
2	3:35.368	1:39.168	76.234		
3	5:13.448	1:38.080	77.080		
4	6:52.328	1:38.880	76.456		
5	8:30.076	1:37.748	77.342		

CDE COOKSTOWN 100

SUPERTWIN / SUPERMONO

Q15: Group B Qualifying

Friday, 21 April 2023

DETAILED RESULT



Qualifying Classification

Position

9	79 Vinny BRENNAN				
STWN		Behind	3.345		
Best Time	1:38.029	Best Speed	77.120	On	3 Gp
Lap	Elapsed Time	Lap Time	Lap Speed		
1	2:19.762	2:19.762	54.092		
2	3:58.642	1:38.880	76.456		
3	5:36.671	1:38.029	77.120		
4	7:15.647	1:38.976	76.382		
5	8:53.823	1:38.176	77.005		

10	122 Liam TRAINOR				
STWN		Behind	3.622		
Best Time	1:38.306	Best Speed	76.903	On	4 Gp
Lap	Elapsed Time	Lap Time	Lap Speed		
1	2:12.676	2:12.676	56.981		
2	3:52.664	1:39.988	75.609		
3	5:32.925	1:40.261	75.403		
4	7:11.231	1:38.306	76.903		
5	8:49.831	1:38.600	76.673		

11	777 Shaun WYNNE				
STWN		Behind	3.883		
Best Time	1:38.567	Best Speed	76.699	On	5 Gp
Lap	Elapsed Time	Lap Time	Lap Speed		
1	2:22.662	2:22.662	52.992		
2	4:04.045	1:41.383	74.569		
3	5:43.460	1:39.415	76.045		
4	7:22.987	1:39.527	75.959		
5	9:01.554	1:38.567	76.699		

12	15 Anthony McCOLGAN				
STWN		Behind	5.077		
Best Time	1:39.761	Best Speed	75.781	On	5 Gp
Lap	Elapsed Time	Lap Time	Lap Speed		
1	2:31.213	2:31.213	49.996		
2	4:12.922	1:41.709	74.330		
3	5:53.188	1:40.266	75.399		
4	7:33.360	1:40.172	75.470		
5	9:13.121	1:39.761	75.781		

Qualifying Classification

Position

13	136 John O'DONOVAN				
STWN		Behind	5.648		
Best Time	1:40.332	Best Speed	75.350	On	5 Gp
Lap	Elapsed Time	Lap Time	Lap Speed		
1	2:07.988	2:07.988	59.068		
2	3:51.110	1:43.122	73.311		
3	5:32.657	1:41.547	74.448		
4	7:14.390	1:41.733	74.312		
5	8:54.722	1:40.332	75.350		

14	142 Adrian HERATY				
STWN		Behind	6.419		
Best Time	1:41.103	Best Speed	74.775	On	5 Gp
Lap	Elapsed Time	Lap Time	Lap Speed		
1	2:22.757	2:22.757	52.957		
2	4:07.445	1:44.688	72.215		
3	5:49.149	1:41.704	74.333		
4	7:32.653	1:43.504	73.041		
5	9:13.756	1:41.103	74.775		

15	269 Darragh TRAPPE				
STWN		Behind	7.681		
Best Time	1:42.365	Best Speed	73.853	On	3 Gp
Lap	Elapsed Time	Lap Time	Lap Speed		
1	2:23.828	2:23.828	52.563		
2	4:09.273	1:45.445	71.696		
3	5:51.638	1:42.365	73.853		
4	7:34.530	1:42.892	73.475		
5	9:18.419	1:43.889	72.770		

16	791 Ashley ROBSON				
STWN		Behind	8.147		
Best Time	1:42.831	Best Speed	73.519	On	5 Gp
Lap	Elapsed Time	Lap Time	Lap Speed		
1	2:32.817	2:32.817	49.471		
2	4:18.434	1:45.617	71.579		
3	6:02.492	1:44.058	72.652		
4	7:46.335	1:43.843	72.802		
5	9:29.166	1:42.831	73.519		

CDE COOKSTOWN 100

SUPERTWIN / SUPERMONO

Q15: Group B Qualifying

Friday, 21 April 2023

DETAILED RESULT



Qualifying Classification

Position

17 105 Darren DUNCAN

STWN Behind 8.192

Best Time 1:42.876 Best Speed 73.487 On 5 Gp

Lap	Elapsed Time	Lap Time	Lap Speed
1	2:07.396	2:07.396	59.343
2	3:51.191	1:43.795	72.836
3	5:35.205	1:44.014	72.683
4	7:18.622	1:43.417	73.102
5	9:01.498	1:42.876	73.487

18 280 Jason WHELAN

STWN Behind 9.880

Best Time 1:44.564 Best Speed 72.300 On 3 Gp

Lap	Elapsed Time	Lap Time	Lap Speed
1	2:17.687	2:17.687	54.907
2	4:02.477	1:44.790	72.144
3	5:47.041	1:44.564	72.300
4	7:32.366	1:45.325	71.778
5	9:17.827	1:45.461	71.685

19 102 Brian APPLETON

STWN Behind 11.195

Best Time 1:45.879 Best Speed 71.402 On 5 Gp

Lap	Elapsed Time	Lap Time	Lap Speed
1	2:22.166	2:22.166	53.177
2	4:08.750	1:46.584	70.930
3	5:56.503	1:47.753	70.160
4	7:42.661	1:46.158	71.215
5	9:28.540	1:45.879	71.402


CDE COOKSTOWN 100 SUPERTWIN / SUPERMONO COMBINED QUALIFYING



Pos	Class	No	Name	-----Best Time / Qual Laps-----		Overall Best Time / Speed / Total Qual Laps
				Session A	Session B	
Qualifying Classification						
1	STWN	6	Michael DUNLOP	1:30.195	-----	1:30.195 83.818
2	STWN	23	Marcus SIMPSON	1:30.794	-----	1:30.794 83.265
3	STWN	64	Stephen McKNIGHT	-----	1:34.684	1:34.684 79.845
4	STWN	97	Anthony O'CARROLL	-----	1:34.780	1:34.780 79.764
5	STWN	140	Darragh CREAN	-----	1:35.258	1:35.258 79.363
6	STWN	25	Matthew REES	1:35.361	-----	1:35.361 79.278
7	STWN	44	Liam CHAWKE	1:35.470	-----	1:35.470 79.187
8	STWN	35	Daniel INGHAM	1:35.713	-----	1:35.713 78.986
9	STWN	32	Martin MORRIS	1:35.901	-----	1:35.901 78.831
10	STWN	222	Michael GAHAN	-----	1:35.981	1:35.981 78.766
11	STWN	76	Jacque FOLEY	1:36.796	-----	1:36.796 78.102
12	STWN	361	Ryan WHITEHALL	-----	1:36.935	1:36.935 77.990
13	STWN	75	Barry SHEEHAN	-----	1:36.963	1:36.963 77.968
14	STWN	4	Andy HORNBY	1:37.447	-----	1:37.447 77.581
15	STWN	83	Gareth ARNOLD	-----	1:37.531	1:37.531 77.514
16	STWN	141	Alex SINCLAIR	-----	1:37.748	1:37.748 77.342
17	STWN	79	Vinny BRENNAN	-----	1:38.029	1:38.029 77.120
18	STWN	122	Liam TRAINOR	-----	1:38.306	1:38.306 76.903
19	STWN	2	Roddy TAYLOR	1:38.561	-----	1:38.561 76.704
20	STWN	777	Shaun WYNNE	-----	1:38.567	1:38.567 76.699
21	STWN	61	Jonathan WATT	1:39.085	-----	1:39.085 76.298
22	STWN	15	Anthony McCOLGAN	-----	1:39.761	1:39.761 75.781
23	STWN	46	Mark JOHNSON	1:40.044	-----	1:40.044 75.567
24	STWN	7	Dave WALSH	1:40.245	-----	1:40.245 75.415
25	STWN	136	John O'DONOVAN	-----	1:40.332	1:40.332 75.350
26	STWN	142	Adrian HERATY	-----	1:41.103	1:41.103 74.775
27	STWN	269	Darragh TRAPPE	-----	1:42.365	1:42.365 73.853
28	STWN	42	Brian LOUGHLIN	1:42.475	-----	1:42.475 73.774
29	STWN	791	Ashley ROBSON	-----	1:42.831	1:42.831 73.519
30	STWN	105	Darren DUNCAN	-----	1:42.876	1:42.876 73.487
31	STWN	280	Jason WHELAN	-----	1:44.564	1:44.564 72.300
32	STWN	5	R J WOOLSEY	1:44.729	-----	1:44.729 72.186
33	STWN	102	Brian APPLETON	-----	1:45.879	1:45.879 71.402
34	STWN	49	Brendan FLYNN	1:49.358	-----	1:49.358 69.131

Provisional result to be confirmed by the Stewards of the Meeting subject to completion of technical inspections & the time limit for protests

Page 1 / 1

Circuit	Orritor	Signed	Organising Club	Cookstown & District MCC
Length(miles)	2.1000	 Chief Timekeeper		
Weather	Sunny	Issued At:		
Track	Dry			

CDE COOKSTOWN 100

SUPERTWIN / SUPERMONO

Orritor 2.100 miles

R6: Henry Brown Marshall/Hayes Fuels Supertwin/Supermono A

22/04/2023 12:35

Race (9 Laps)

RACE 6 - SUPERTWIN A

9	46 A		
8	777 A	61 B	15 C
7	79 A	122 B	2 C
6	83 A	141 B	
5	361 A	75 B	4 C
4	32 A	222 B	76 C
3	44 A	35 B	
2	97 A	140 B	25 C
1	6 A	23 B	64 C

POLE POSITION

Promoted by Cookstown and District MCC

Orbits

Provisional result to be confirmed by the Stewards of the Meeting subject to the completion of technical inspections and the time limit for protests
MCUI (Ulster Centre) Timing @ www.elaps-timing.com



CDE COOKSTOWN 100

SUPERTWIN / SUPERMONO

Orritor 2.100 miles

R8: Henry Brown Marshall/Hayes Fuels Supertwin/Supermono B

22/04/2023 13:25

Race (9 Laps)

RACE 8 - SUPERTWIN B

5	179 A				
4	5 A	102 B	49 C		B
3	105 A	280 B			C
2	269 A	42 B	791 C		
1	7 A	136 B	142 C		A

POLE POSITION

Promoted by Cookstown and District MCC

Orbits

Provisional result to be confirmed by the Stewards of the Meeting subject to the completion of technical inspections and the time limit for protests
MCUI (Ulster Centre) Timing @ www.elaps-timing.com



CDE COOKSTOWN 100

SUPERTWIN / SUPERMONO

R6: Henry Marshall Brown/Hayes Fuels Supertwin/Supermono A

Saturday, 22 April 2023



Supertwin

-----Best Lap-----
 Pos Class No Name Machine / Sponsor Gp Laps Total Time Behind Speed Time Speed On

Race Classification

Pos	Class	No	Name	Machine / Sponsor	Gp	Laps	Total Time	Behind	Speed	Time	Speed	On
1	STWN	6	Michael DUNLOP	Kawasaki - McAdoo Kawasaki Racing	a	8	13:18.975		75.697	1:38.267	76.933	6
2	STWN	35	Daniel INGHAM	Aprilia	a	7	12:02.715	1 Lap	73.224	1:41.339	74.601	7
3	STWN	97	Anthony O'CARROLL	Kawasaki - Ian Milne Racing	a	7	12:12.548	9.833	72.241	1:43.013	73.389	3
4	STWN	23	Marcus SIMPSON	Kawasaki	a	7	12:14.463	11.748	72.053	1:42.259	73.930	7
5	STWN	15	Anthony McCOLGAN	Kawasaki	c	7	12:22.646	19.931	71.259	1:40.506	75.219	7
6	STWN	83	Gareth ARNOLD	Aprilia	b	7	12:26.561	23.846	70.885	1:43.663	72.929	5
7	STWN	32	Martin MORRIS	Aprilia	b	7	12:26.731	24.016	70.869	1:42.908	73.464	7
8	STWN	79	Vinny BRENNAN	Kawasaki - TRB Racing	c	7	12:27.268	24.553	70.818	1:44.983	72.012	6
9	STWN	361	Ryan WHITEHALL	Kawasaki	b	7	12:29.327	26.612	70.623	1:44.188	72.561	6
10	STWN	222	Michael GAHAN	Kawasaki - Newline Elite Racing	b	7	12:31.126	28.411	70.454	1:44.634	72.252	7
11	STWN	2	Roddy TAYLOR	Kawasaki - Jock Borthwick Trucks	c	7	12:34.174	31.459	70.169	1:45.681	71.536	7
12	STWN	46	Mark JOHNSON	Kawasaki - MJ Racing	c	7	12:34.758	32.043	70.115	1:44.651	72.240	6
13	STWN	777	Shaun WYNNE	Aprilia - SMW Racing	c	7	12:36.119	33.404	69.989	1:44.254	72.515	7
14	STWN	76	Jacque FOLEY	Kawasaki	b	7	12:50.217	47.502	68.708	1:47.469	70.346	6

Fastest Lap


STWN	6	Michael DUNLOP	Kawasaki - McAdoo Kawasaki Racing	1:38.267	76.933	6
------	---	----------------	-----------------------------------	----------	--------	---

Not Classified

DNF	STWN	64	Stephen McKNIGHT	Suzuki - McKnight Racing	a	7	12:08.605		72.632	1:42.504	73.753	2
DNF	STWN	61	Jonathan WATT	Kawasaki - Woolsey Concrete	c	5	8:57.203		70.364	1:43.823	72.816	5
DNF	STWN	141	Alex SINCLAIR	Aprilia	b	3	5:52.422		64.355	1:55.222	65.612	3
DNF	STWN	122	Liam TRAINOR	Kawasaki	c	2	3:43.296		67.713	1:48.195	69.874	2

Red flag after leader took chequered flag - result declared

Provisional result to be confirmed by the Stewards of the Meeting subject to completion of technical inspections & the time limit for protests

Circuit	Orritor	Signed		Organising Club	Cookstown & District MCC
Length(miles)	2.1000	Chief Timekeeper		Race Started	13:40
Weather	Light Rain	Issued At:	14:11	Gp Time Diff - b 10.74 / c 21.30	
Track	Wet				

CDE COOKSTOWN 100

SUPERTWIN / SUPERMONO

R6: Henry Marshall Brown/Hayes Fuels Supertwin/Supermono A

Saturday, 22 April 2023

DETAILED RESULT



Supertwin

Race Classification

1 **6 Michael DUNLOP**

Total Time **13:18.975** Avg Speed **75.697** Behind
Best Time **1:38.267** Best Speed **76.933** On **6** Gp **a**

Lap	Elapsed Time	Lap Time	Lap Speed
1	1:43.478	1:43.478	73.059
2	3:22.558	1:39.080	76.302
3	5:01.768	1:39.210	76.202
4	6:42.223	1:40.455	75.258
5	8:21.929	1:39.706	75.823
6	10:00.196	1:38.267	76.933
7	11:39.391	1:39.195	76.214
8	13:18.975	1:39.584	75.916

2 **35 Daniel INGHAM**

Total Time **12:02.715** Avg Speed **73.224** Behind **1 Lap**
Best Time **1:41.339** Best Speed **74.601** On **7** Gp **a**

Lap	Elapsed Time	Lap Time	Lap Speed
1	1:50.662	1:50.662	68.316
2	3:32.548	1:41.886	74.201
3	5:15.075	1:42.527	73.737
4	6:57.976	1:42.901	73.469
5	8:39.797	1:41.821	74.248
6	10:21.376	1:41.579	74.425
7	12:02.715	1:41.339	74.601

3 **97 Anthony O'CARROLL**

Total Time **12:12.548** Avg Speed **72.241** Behind **9.833**
Best Time **1:43.013** Best Speed **73.389** On **3** Gp **a**

Lap	Elapsed Time	Lap Time	Lap Speed
1	1:50.442	1:50.442	68.452
2	3:34.396	1:43.954	72.724
3	5:17.409	1:43.013	73.389
4	7:01.447	1:44.038	72.666
5	8:45.593	1:44.146	72.590
6	10:29.144	1:43.551	73.008
7	12:12.548	1:43.404	73.111

Supertwin

Race Classification

4 **23 Marcus SIMPSON**

Total Time **12:14.463** Avg Speed **72.053** Behind **11.748**
Best Time **1:42.259** Best Speed **73.930** On **7** Gp **a**

Lap	Elapsed Time	Lap Time	Lap Speed
1	1:52.351	1:52.351	67.289
2	3:38.059	1:45.708	71.518
3	5:22.814	1:44.755	72.168
4	7:06.640	1:43.826	72.814
5	8:49.270	1:42.630	73.663
6	10:32.204	1:42.934	73.445
7	12:14.463	1:42.259	73.930

5 **15 Anthony McCOLGAN**

Total Time **12:22.646** Avg Speed **71.259** Behind **19.931**
Best Time **1:40.506** Best Speed **75.219** On **7** Gp **c**

Lap	Elapsed Time	Lap Time	Lap Speed
1	1:54.202	1:54.202	66.198
2	3:41.540	1:47.338	70.432
3	5:26.783	1:45.243	71.834
4	7:13.892	1:47.109	70.582
5	8:57.907	1:44.015	72.682
6	10:42.140	1:44.233	72.530
7	12:22.646	1:40.506	75.219

6 **83 Gareth ARNOLD**

Total Time **12:26.561** Avg Speed **70.885** Behind **23.846**
Best Time **1:43.663** Best Speed **72.929** On **5** Gp **b**

Lap	Elapsed Time	Lap Time	Lap Speed
1	1:55.898	1:55.898	65.230
2	3:43.434	1:47.536	70.302
3	5:29.185	1:45.751	71.489
4	7:15.160	1:45.975	71.338
5	8:58.823	1:43.663	72.929
6	10:42.885	1:44.062	72.649
7	12:26.561	1:43.676	72.919

CDE COOKSTOWN 100

SUPERTWIN / SUPERMONO

R6: Henry Marshall Brown/Hayes Fuels Supertwin/Supermono A

Saturday, 22 April 2023

DETAILED RESULT



Supertwin

Race Classification

7 32 Martin MORRIS

Total Time **12:26.731** Avg Speed **70.869** Behind **24.016**
Best Time **1:42.908** Best Speed **73.464** On **7** Gp **b**

Lap	Elapsed Time	Lap Time	Lap Speed
1	1:56.923	1:56.923	64.658
2	3:43.699	1:46.776	70.802
3	5:30.334	1:46.635	70.896
4	7:15.281	1:44.947	72.036
5	9:00.205	1:44.924	72.052
6	10:43.823	1:43.618	72.960
7	12:26.731	1:42.908	73.464

8 79 Vinny BRENNAN

Total Time **12:27.268** Avg Speed **70.818** Behind **24.553**
Best Time **1:44.983** Best Speed **72.012** On **6** Gp **c**

Lap	Elapsed Time	Lap Time	Lap Speed
1	1:52.322	1:52.322	67.306
2	3:38.696	1:46.374	71.070
3	5:25.015	1:46.319	71.107
4	7:11.261	1:46.246	71.156
5	8:57.069	1:45.808	71.450
6	10:42.052	1:44.983	72.012
7	12:27.268	1:45.216	71.852

9 361 Ryan WHITEHALL

Total Time **12:29.327** Avg Speed **70.623** Behind **26.612**
Best Time **1:44.188** Best Speed **72.561** On **6** Gp **b**

Lap	Elapsed Time	Lap Time	Lap Speed
1	1:54.842	1:54.842	65.830
2	3:42.861	1:48.019	69.988
3	5:30.265	1:47.404	70.388
4	7:15.980	1:45.715	71.513
5	9:00.499	1:44.519	72.331
6	10:44.687	1:44.188	72.561
7	12:29.327	1:44.640	72.248

Supertwin

Race Classification

10 222 Michael GAHAN

Total Time **12:31.126** Avg Speed **70.454** Behind **28.411**
Best Time **1:44.634** Best Speed **72.252** On **7** Gp **b**

Lap	Elapsed Time	Lap Time	Lap Speed
1	1:52.935	1:52.935	66.941
2	3:39.557	1:46.622	70.905
3	5:27.752	1:48.195	69.874
4	7:14.412	1:46.660	70.879
5	8:59.918	1:45.506	71.655
6	10:46.492	1:46.574	70.937
7	12:31.126	1:44.634	72.252

11 2 Roddy TAYLOR

Total Time **12:34.174** Avg Speed **70.169** Behind **31.459**
Best Time **1:45.681** Best Speed **71.536** On **7** Gp **c**

Lap	Elapsed Time	Lap Time	Lap Speed
1	1:52.817	1:52.817	67.011
2	3:39.384	1:46.567	70.941
3	5:27.612	1:48.228	69.853
4	7:15.774	1:48.162	69.895
5	9:01.900	1:46.126	71.236
6	10:48.493	1:46.593	70.924
7	12:34.174	1:45.681	71.536

12 46 Mark JOHNSON

Total Time **12:34.758** Avg Speed **70.115** Behind **32.043**
Best Time **1:44.651** Best Speed **72.240** On **6** Gp **c**

Lap	Elapsed Time	Lap Time	Lap Speed
1	1:58.031	1:58.031	64.051
2	3:45.880	1:47.849	70.098
3	5:32.828	1:46.948	70.689
4	7:18.588	1:45.760	71.483
5	9:04.539	1:45.951	71.354
6	10:49.190	1:44.651	72.240
7	12:34.758	1:45.568	71.613



Supertwin

Race Classification

13 777 Shaun WYNNE

Total Time **12:36.119** Avg Speed **69.989** Behind **33.404**
 Best Time **1:44.254** Best Speed **72.515** On **7** Gp **c**

Lap	Elapsed Time	Lap Time	Lap Speed
1	1:53.060	1:53.060	66.867
2	3:39.620	1:46.560	70.946
3	5:25.159	1:45.539	71.632
4	7:12.731	1:47.572	70.279
5	9:05.568	1:52.837	66.999
6	10:51.865	1:46.297	71.121
7	12:36.119	1:44.254	72.515

14 76 Jacque FOLEY

Total Time **12:50.217** Avg Speed **68.708** Behind **47.502**
 Best Time **1:47.469** Best Speed **70.346** On **6** Gp **b**

Lap	Elapsed Time	Lap Time	Lap Speed
1	1:57.019	1:57.019	64.605
2	3:46.189	1:49.170	69.250
3	5:34.919	1:48.730	69.530
4	7:26.080	1:51.161	68.009
5	9:15.033	1:48.953	69.388
6	11:02.502	1:47.469	70.346
7	12:50.217	1:47.715	70.185

Not Classified

DNF 64 Stephen McKNIGHT

Total Time **12:08.605** Avg Speed **72.632** Behind
 Best Time **1:42.504** Best Speed **73.753** On **2** Gp **a**

Lap	Elapsed Time	Lap Time	Lap Speed
1	1:49.506	1:49.506	69.037
2	3:32.010	1:42.504	73.753
3	5:14.677	1:42.667	73.636
4	6:59.339	1:44.662	72.233
5	8:42.343	1:43.004	73.395
6	10:26.023	1:43.680	72.917
7	12:08.605	1:42.582	73.697

Supertwin

Not Classified

DNF 61 Jonathan WATT

Total Time **8:57.203** Avg Speed **70.364** Behind
 Best Time **1:43.823** Best Speed **72.816** On **5** Gp **c**

Lap	Elapsed Time	Lap Time	Lap Speed
1	1:54.569	1:54.569	65.986
2	3:39.743	1:45.174	71.881
3	5:25.560	1:45.817	71.444
4	7:13.380	1:47.820	70.117
5	8:57.203	1:43.823	72.816

DNF 141 Alex SINCLAIR

Total Time **5:52.422** Avg Speed **64.355** Behind
 Best Time **1:55.222** Best Speed **65.612** On **3** Gp **b**

Lap	Elapsed Time	Lap Time	Lap Speed
1	2:01.410	2:01.410	62.268
2	3:57.200	1:55.790	65.291
3	5:52.422	1:55.222	65.612

DNF 122 Liam TRAINOR

Total Time **3:43.296** Avg Speed **67.713** Behind
 Best Time **1:48.195** Best Speed **69.874** On **2** Gp **c**

Lap	Elapsed Time	Lap Time	Lap Speed
1	1:55.101	1:55.101	65.681
2	3:43.296	1:48.195	69.874

CDE COOKSTOWN 100

SUPERTWIN / SUPERMONO

R6: Henry Marshall Brown/Hayes Fuels Supertwin/Supermono A



LAP CHART

1					3					5				
No	Name	Gp	Time of Day	Lap Time	No	Name	Gp	Time of Day	Lap Time	No	Name	Gp	Time of Day	Lap Time
6	Michael DUNLOP	a	13:42:32.389	1:43.478	6	Michael DUNLOP	a	13:45:50.679	1:39.210	6	Michael DUNLOP	a	13:49:10.840	1:39.706
64	Stephen McKNIGHT	a	13:42:38.417	1:49.506	64	Stephen McKNIGHT	a	13:46:03.588	1:42.667	35	Daniel INGHAM	a	13:49:28.708	1:41.821
97	Anthony O'CARROLL	a	13:42:39.353	1:50.442	35	Daniel INGHAM	a	13:46:03.986	1:42.527	64	Stephen McKNIGHT	a	13:49:31.254	1:43.004
35	Daniel INGHAM	a	13:42:39.573	1:50.662	97	Anthony O'CARROLL	a	13:46:06.320	1:43.013	97	Anthony O'CARROLL	a	13:49:34.504	1:44.146
23	Marcus SIMPSON	a	13:42:41.262	1:52.351	23	Marcus SIMPSON	a	13:46:11.725	1:44.755	23	Marcus SIMPSON	a	13:49:38.181	1:42.630
222	Michael GAHAN	b	13:42:52.586	1:52.935	222	Michael GAHAN	b	13:46:27.403	1:48.195	83	Gareth ARNOLD	b	13:49:58.474	1:43.663
361	Ryan WHITEHALL	b	13:42:54.493	1:54.842	83	Gareth ARNOLD	b	13:46:28.836	1:45.751	222	Michael GAHAN	b	13:49:59.569	1:45.506
83	Gareth ARNOLD	b	13:42:55.549	1:55.898	361	Ryan WHITEHALL	b	13:46:29.916	1:47.404	32	Martin MORRIS	b	13:49:59.856	1:44.924
32	Martin MORRIS	b	13:42:56.574	1:56.923	32	Martin MORRIS	b	13:46:29.985	1:46.635	361	Ryan WHITEHALL	b	13:50:00.150	1:44.519
76	Jacque FOLEY	b	13:42:56.670	1:57.019	76	Jacque FOLEY	b	13:46:34.570	1:48.730	79	Vinny BRENNAN	c	13:50:07.280	1:45.808
141	Alex SINCLAIR	b	13:43:01.061	2:01.410	79	Vinny BRENNAN	c	13:46:35.226	1:46.319	61	Jonathan WATT	c	13:50:07.414	1:43.823
79	Vinny BRENNAN	c	13:43:02.533	1:52.322	777	Shaun WYNNE	c	13:46:35.370	1:45.539	15	Anthony McCOLGAN	c	13:50:08.118	1:44.015
2	Roddy TAYLOR	c	13:43:03.028	1:52.817	61	Jonathan WATT	c	13:46:35.771	1:45.817	2	Roddy TAYLOR	c	13:50:12.111	1:46.126
777	Shaun WYNNE	c	13:43:03.271	1:53.060	15	Anthony McCOLGAN	c	13:46:36.994	1:45.243	76	Jacque FOLEY	b	13:50:14.684	1:48.953
15	Anthony McCOLGAN	c	13:43:04.413	1:54.202	2	Roddy TAYLOR	c	13:46:37.823	1:48.228	46	Mark JOHNSON	c	13:50:14.750	1:45.951
61	Jonathan WATT	c	13:43:04.780	1:54.569	46	Mark JOHNSON	c	13:46:43.039	1:46.948	777	Shaun WYNNE	c	13:50:15.779	1:52.837
122	Liam TRAINOR	c	13:43:05.312	1:55.101	141	Alex SINCLAIR	b	13:46:52.073	1:55.222	6				
46	Mark JOHNSON	c	13:43:08.242	1:58.031	4					No	Name	Gp	Time of Day	Lap Time
2					No	Name	Gp	Time of Day	Lap Time	6	Michael DUNLOP	a	13:50:49.107	1:38.267
No	Name	Gp	Time of Day	Lap Time	6	Michael DUNLOP	a	13:47:31.134	1:40.455	35	Daniel INGHAM	a	13:51:10.287	1:41.579
6	Michael DUNLOP	a	13:44:11.469	1:39.080	35	Daniel INGHAM	a	13:47:46.887	1:42.901	64	Stephen McKNIGHT	a	13:51:14.934	1:43.680
64	Stephen McKNIGHT	a	13:44:20.921	1:42.504	64	Stephen McKNIGHT	a	13:47:48.250	1:44.662	97	Anthony O'CARROLL	a	13:51:18.055	1:43.551
35	Daniel INGHAM	a	13:44:21.459	1:41.886	97	Anthony O'CARROLL	a	13:47:50.358	1:44.038	23	Marcus SIMPSON	a	13:51:21.115	1:42.934
97	Anthony O'CARROLL	a	13:44:23.307	1:43.954	23	Marcus SIMPSON	a	13:47:55.551	1:43.826	83	Gareth ARNOLD	b	13:51:42.536	1:44.062
23	Marcus SIMPSON	a	13:44:26.970	1:45.708	222	Michael GAHAN	b	13:48:14.063	1:46.660	32	Martin MORRIS	b	13:51:43.474	1:43.618
222	Michael GAHAN	b	13:44:39.208	1:46.622	83	Gareth ARNOLD	b	13:48:14.811	1:45.975	361	Ryan WHITEHALL	b	13:51:44.338	1:44.188
361	Ryan WHITEHALL	b	13:44:42.512	1:48.019	32	Martin MORRIS	b	13:48:14.932	1:44.947	222	Michael GAHAN	b	13:51:46.143	1:46.574
83	Gareth ARNOLD	b	13:44:43.085	1:47.536	361	Ryan WHITEHALL	b	13:48:15.631	1:45.715	79	Vinny BRENNAN	c	13:51:52.263	1:44.983
32	Martin MORRIS	b	13:44:43.350	1:46.776	79	Vinny BRENNAN	c	13:48:21.472	1:46.246	15	Anthony McCOLGAN	c	13:51:52.351	1:44.233
76	Jacque FOLEY	b	13:44:45.840	1:49.170	777	Shaun WYNNE	c	13:48:22.942	1:47.572	2	Roddy TAYLOR	c	13:51:58.704	1:46.593
79	Vinny BRENNAN	c	13:44:48.907	1:46.374	61	Jonathan WATT	c	13:48:23.591	1:47.820	46	Mark JOHNSON	c	13:51:59.401	1:44.651
2	Roddy TAYLOR	c	13:44:49.595	1:46.567	15	Anthony McCOLGAN	c	13:48:24.103	1:47.109	777	Shaun WYNNE	c	13:52:02.076	1:46.297
777	Shaun WYNNE	c	13:44:49.831	1:46.560	76	Jacque FOLEY	b	13:48:25.731	1:51.161	76	Jacque FOLEY	b	13:52:02.153	1:47.469
61	Jonathan WATT	c	13:44:49.954	1:45.174	2	Roddy TAYLOR	c	13:48:25.985	1:48.162					
15	Anthony McCOLGAN	c	13:44:51.751	1:47.338	46	Mark JOHNSON	c	13:48:28.799	1:45.760					
122	Liam TRAINOR	c	13:44:53.507	1:48.195										
46	Mark JOHNSON	c	13:44:56.091	1:47.849										
141	Alex SINCLAIR	b	13:44:56.851	1:55.790										



CDE COOKSTOWN 100

SUPERTWIN / SUPERMONO

R6: Henry Marshall Brown/Hayes Fuels Supertwin/Supermono A



LAP CHART

7

No	Name	Gp	Time of Day	Lap Time
6	Michael DUNLOP	a	13:52:28.302	1:39.195
35	Daniel INGHAM	a	13:52:51.626	1:41.339
64	Stephen McKNIGHT	a	13:52:57.516	1:42.582
97	Anthony O'CARROLL	a	13:53:01.459	1:43.404
23	Marcus SIMPSON	a	13:53:03.374	1:42.259
83	Gareth ARNOLD	b	13:53:26.212	1:43.676
32	Martin MORRIS	b	13:53:26.382	1:42.908
361	Ryan WHITEHALL	b	13:53:28.978	1:44.640
222	Michael GAHAN	b	13:53:30.777	1:44.634
15	Anthony McCOLGAN	c	13:53:32.857	1:40.506
79	Vinny BRENNAN	c	13:53:37.479	1:45.216
2	Roddy TAYLOR	c	13:53:44.385	1:45.681
46	Mark JOHNSON	c	13:53:44.969	1:45.568
777	Shaun WYNNE	c	13:53:46.330	1:44.254
76	Jacque FOLEY	b	13:53:49.868	1:47.715

8

No	Name	Gp	Time of Day	Lap Time
6	Michael DUNLOP	a	13:54:07.886	1:39.584

CDE COOKSTOWN 100

SUPERTWIN / SUPERMONO

R8: Henry Marsahll Brown/Hayes Fuels Supertwin/Supermono B

Saturday, 22 April 2023


Supertwin



Pos	Class	No	Name	Machine / Sponsor	Gp	Laps	Total Time	Behind	Speed	-----Best Lap-----		On
										Time	Speed	
Race Classification												
1	STWN	136	John O'DONOVAN	Kawasaki	a	8	14:35.072		69.114	1:46.990	70.661	6
1	MONO	7	Dave WALSH	Kramer 690 - DRW Racing	a	8	14:35.314		69.095	1:46.048	71.288	7
2	STWN	791	Ashley ROBSON	Suzuki - A R Racing	a	8	14:49.506	14.434	67.993	1:47.571	70.279	7
3	STWN	269	Darragh TRAPPE	Suzuki	a	8	14:49.625	14.553	67.984	1:49.654	68.944	7
4	STWN	5	R J WOOLSEY	Kawasaki	b	8	14:51.305	16.233	67.856	1:48.464	69.701	4
5	STWN	179	James ROTHERY	Suzuki - Big J Racing	b	8	16:06.349	1:31.277	62.586	1:57.849	64.150	3
6	STWN	102	Brian APPLETON	Suzuki	b	7	14:35.002	1 Lap	60.480	2:00.849	62.557	7
Fastest Lap												
	MONO	7	Dave WALSH	Kramer 690 - DRW Racing						1:46.048	71.288	7

Provisional result to be confirmed by the Stewards of the Meeting subject to completion of technical inspections & the time limit for protests

Page 1 / 1

Circuit	Orritor	Signed		Organising Club	Cookstown & District MCC
Length(miles)	2.1000		Chief Timekeeper	Race Started	14:53
Weather	Light Rain	Issued At:	15:12	Gp Time Diff - b	10.31
Track	Wet				

CDE COOKSTOWN 100

SUPERTWIN / SUPERMONO

R8: Henry Marsahll Brown/Hayes Fuels Supertwin/Supermono B

Saturday, 22 April 2023

DETAILED RESULT



Supermono

Race Classification

1 7 Dave WALSH

Total Time **14:35.314** Avg Speed **69.095** Behind
Best Time **1:46.048** Best Speed **71.288** On 7 Gp a

Lap	Elapsed Time	Lap Time	Lap Speed
1	1:58.908	1:58.908	63.579
2	3:49.047	1:50.139	68.641
3	5:38.420	1:49.373	69.121
4	7:28.253	1:49.833	68.832
5	9:14.713	1:46.460	71.013
6	11:01.835	1:47.122	70.574
7	12:47.883	1:46.048	71.288
8	14:35.314	1:47.431	70.371



CDE COOKSTOWN 100

SUPERTWIN / SUPERMONO

R8: Henry Marsahll Brown/Hayes Fuels Supertwin/Supermono B

Saturday, 22 April 2023

DETAILED RESULT



Supertwin

Race Classification

1 136 John O'DONOVAN

Total Time **14:35.072** Avg Speed **69.114** Behind
Best Time **1:46.990** Best Speed **70.661** On **6** Gp **a**

Lap	Elapsed Time	Lap Time	Lap Speed
1	1:56.381	1:56.381	64.959
2	3:46.442	1:50.061	68.689
3	5:35.710	1:49.268	69.188
4	7:23.943	1:48.233	69.849
5	9:11.146	1:47.203	70.520
6	10:58.136	1:46.990	70.661
7	12:46.889	1:48.753	69.515
8	14:35.072	1:48.183	69.882

2 791 Ashley ROBSON

Total Time **14:49.506** Avg Speed **67.993** Behind **14.434**
Best Time **1:47.571** Best Speed **70.279** On **7** Gp **a**

Lap	Elapsed Time	Lap Time	Lap Speed
1	2:03.296	2:03.296	61.316
2	3:54.706	1:51.410	67.857
3	5:46.051	1:51.345	67.897
4	7:36.029	1:49.978	68.741
5	9:25.035	1:49.006	69.354
6	11:12.607	1:47.572	70.279
7	13:00.178	1:47.571	70.279
8	14:49.506	1:49.328	69.150

3 269 Darragh TRAPPE

Total Time **14:49.625** Avg Speed **67.984** Behind **14.553**
Best Time **1:49.654** Best Speed **68.944** On **7** Gp **a**

Lap	Elapsed Time	Lap Time	Lap Speed
1	1:57.911	1:57.911	64.116
2	3:48.120	1:50.209	68.597
3	5:37.945	1:49.825	68.837
4	7:28.151	1:50.206	68.599
5	9:19.047	1:50.896	68.172
6	11:09.744	1:50.697	68.295
7	12:59.398	1:49.654	68.944
8	14:49.625	1:50.227	68.586

Supertwin

Race Classification

4 5 R J WOOLSEY

Total Time **14:51.305** Avg Speed **67.856** Behind **16.233**
Best Time **1:48.464** Best Speed **69.701** On **4** Gp **b**

Lap	Elapsed Time	Lap Time	Lap Speed
1	2:00.071	2:00.071	62.963
2	3:51.230	1:51.159	68.011
3	5:40.606	1:49.376	69.119
4	7:29.070	1:48.464	69.701
5	9:17.847	1:48.777	69.500
6	11:10.334	1:52.487	67.208
7	13:02.096	1:51.762	67.644
8	14:51.305	1:49.209	69.225

5 179 James ROTHERY

Total Time **16:06.349** Avg Speed **62.586** Behind **1:31.277**
Best Time **1:57.849** Best Speed **64.150** On **3** Gp **b**

Lap	Elapsed Time	Lap Time	Lap Speed
1	2:07.729	2:07.729	59.188
2	4:07.243	1:59.514	63.256
3	6:05.092	1:57.849	64.150
4	8:05.037	1:59.945	63.029
5	10:05.275	2:00.238	62.875
6	12:05.822	2:00.547	62.714
7	14:06.066	2:00.244	62.872
8	16:06.349	2:00.283	62.852

6 102 Brian APPLETON

Total Time **14:35.002** Avg Speed **60.480** Behind **1 Lap**
Best Time **2:00.849** Best Speed **62.557** On **7** Gp **b**

Lap	Elapsed Time	Lap Time	Lap Speed
1	2:12.237	2:12.237	57.170
2	4:19.338	2:07.101	59.480
3	6:25.219	2:05.881	60.057
4	8:30.212	2:04.993	60.483
5	10:32.384	2:02.172	61.880
6	12:34.153	2:01.769	62.085
7	14:35.002	2:00.849	62.557

CDE COOKSTOWN 100

SUPERTWIN / SUPERMONO

R8: Henry Marsahl Brown/Hayes Fuels Supertwin/Supermono B

LAP CHART



1

No	Name	Gp	Time of Day	Lap Time
136	John O'DONOVAN	a	14:54:59.951	1:56.381
269	Darragh TRAPPE	a	14:55:01.481	1:57.911
7	Dave WALSH	a	14:55:02.478	1:58.908
5	R J WOOLSEY	b	14:55:03.641	2:00.071
791	Ashley ROBSON	a	14:55:06.866	2:03.296
179	James ROTHERY	b	14:55:11.299	2:07.729
102	Brian APPLETON	b	14:55:15.807	2:12.237

2

No	Name	Gp	Time of Day	Lap Time
136	John O'DONOVAN	a	14:56:50.012	1:50.061
269	Darragh TRAPPE	a	14:56:51.690	1:50.209
7	Dave WALSH	a	14:56:52.617	1:50.139
5	R J WOOLSEY	b	14:56:54.800	1:51.159
791	Ashley ROBSON	a	14:56:58.276	1:51.410
179	James ROTHERY	b	14:57:10.813	1:59.514
102	Brian APPLETON	b	14:57:22.908	2:07.101

3

No	Name	Gp	Time of Day	Lap Time
136	John O'DONOVAN	a	14:58:39.280	1:49.268
269	Darragh TRAPPE	a	14:58:41.515	1:49.825
7	Dave WALSH	a	14:58:41.990	1:49.373
5	R J WOOLSEY	b	14:58:44.176	1:49.376
791	Ashley ROBSON	a	14:58:49.621	1:51.345
179	James ROTHERY	b	14:59:08.662	1:57.849
102	Brian APPLETON	b	14:59:28.789	2:05.881

4

No	Name	Gp	Time of Day	Lap Time
136	John O'DONOVAN	a	15:00:27.513	1:48.233
269	Darragh TRAPPE	a	15:00:31.721	1:50.206
7	Dave WALSH	a	15:00:31.823	1:49.833
5	R J WOOLSEY	b	15:00:32.640	1:48.464
791	Ashley ROBSON	a	15:00:39.599	1:49.978
179	James ROTHERY	b	15:01:08.607	1:59.945
102	Brian APPLETON	b	15:01:33.782	2:04.993

5

No	Name	Gp	Time of Day	Lap Time
136	John O'DONOVAN	a	15:02:14.716	1:47.203
7	Dave WALSH	a	15:02:18.283	1:46.460
5	R J WOOLSEY	b	15:02:21.417	1:48.777
269	Darragh TRAPPE	a	15:02:22.617	1:50.896
791	Ashley ROBSON	a	15:02:28.605	1:49.006
179	James ROTHERY	b	15:03:08.845	2:00.238
102	Brian APPLETON	b	15:03:35.954	2:02.172

6

No	Name	Gp	Time of Day	Lap Time
136	John O'DONOVAN	a	15:04:01.706	1:46.990
7	Dave WALSH	a	15:04:05.405	1:47.122
269	Darragh TRAPPE	a	15:04:13.314	1:50.697
5	R J WOOLSEY	b	15:04:13.904	1:52.487
791	Ashley ROBSON	a	15:04:16.177	1:47.572
179	James ROTHERY	b	15:05:09.392	2:00.547
102	Brian APPLETON	b	15:05:37.723	2:01.769

7

No	Name	Gp	Time of Day	Lap Time
136	John O'DONOVAN	a	15:05:50.459	1:48.753
7	Dave WALSH	a	15:05:51.453	1:46.048
269	Darragh TRAPPE	a	15:06:02.968	1:49.654
791	Ashley ROBSON	a	15:06:03.748	1:47.571
5	R J WOOLSEY	b	15:06:05.666	1:51.762
179	James ROTHERY	b	15:07:09.636	2:00.244
102	Brian APPLETON	b	15:07:38.572	2:00.849

8

No	Name	Gp	Time of Day	Lap Time
136	John O'DONOVAN	a	15:07:38.642	1:48.183
7	Dave WALSH	a	15:07:38.884	1:47.431
791	Ashley ROBSON	a	15:07:53.076	1:49.328
269	Darragh TRAPPE	a	15:07:53.195	1:50.227
5	R J WOOLSEY	b	15:07:54.875	1:49.209
179	James ROTHERY	b	15:09:09.919	2:00.283