



Friday 21st & Saturday 22nd April 2023

promoted by Cookstown & District MCC
cookstown100.org

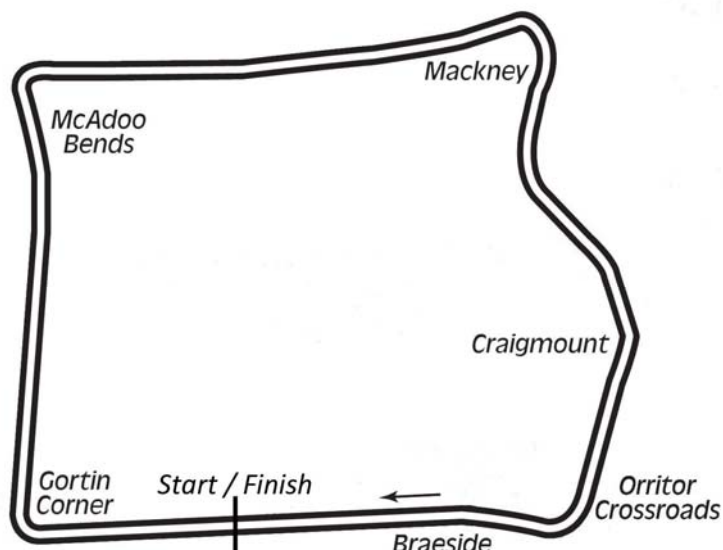
**MID-ULSTER DISTRICT COUNCIL / DOONS STORES
SUPERSPORT**



Comhairle Ceantair
Lár Uladh
Mid Ulster
District Council



Orritor Circuit 2.1 miles



LAP RECORDS at the start of the meeting

Class	Rider	Machine	m s	mph	Year
125cc	William Dunlop	Honda	1 34.755	79.785	2010
Moto 3	Derek McGee	Honda 250	1 33.802	80.595	2018
Supersport 300	Darryl Tweed	Kawasaki 300	1 43.173	73.275	2022
250cc	William Dunlop	Honda	1 29.658	84.320	2009
Moto 450	Ryan Farquhar	Kawasaki	1 35.432	79.219	2012
Lightweight Supersport	Darryl Tweed	Kawasaki 400	1 34.604	79.912	2016
Supermono	Jay Bellers-Smith	KTM 732	1 35.509	79.155	2022
Supertwin	Adam McLean	Kawasaki	1 28.023	85.887	2020
Supersport	Adam McLean	Kawasaki	1 24.442	89.529	2021
Superbike	Michael Dunlop	Honda	1 22.641	91.480	2013
Senior Support	Gary Robinson	Yamaha 600	1 29.956	84.041	2007
Junior Support	Joseph Loughlin	Kawasaki 650	1 30.965	83.109	2017
Classic 1000cc	Andy Hornby	RPS Triumph 750	1 38.605	76.670	2022
Classic 500cc	Neill McWhirter	Norton	1 41.491	74.489	2010
Classic 350cc	Paul Coward	Honda	1 43.421	73.099	2004
Classic 250cc	Geoff McMullan	Suzuki	1 47.294	70.461	2006
Classic GP	Gareth Keys	Yamaha 350	1 41.580	74.424	2019
Post-Classic Twinshock	Anthony McColgan	Bimota 750	1 37.178	77.795	2016

MOST WINS AT COOKSTOWN 100

Ryan Farquhar	26	1996 - 12	(400-1, 450-2, STWN-4, SSP-5, SBK-13, Junior Support-1)
Barry Davidson	21	2007 - 22	(SS300-3, 250-1, Classic 350-10, Classic 500-7)
Ray McCullough	14	1967 - 79	(250-8, 350-3, 500-3)
William Dunlop	14	2006 - 17	(125-3, 250-5, SSP-5, SBK B-1)
Richard Ford	14	2008 - 22	(Classic 250-3, Classic 250 B-1, Classic 1000-7, Post-Classic-1, Junior Support B-2)
Joey Dunlop	11	1977 - 98	(125-1, 250-4, 350-2, 500-2, SSP-1, SBK-1)
Robert Dunlop	11	1985 - 08	(125-7, 250-1, 250 B-1, 350-1, SBK-1)
Phillip McCallen	10	1987 - 96	(250-3, 350-1, SSP-2, SBK-4)
Michael Dunlop	10	2006 - 18	(125-1, 250-1, STWN-3, SSP-2, SBK-2, Junior Support-1)
Derek Sheils	9	2014 - 20	(SSP-1, SBK-8)

MOST WINS AT ALL IRISH ROAD RACE MEETINGS (after Armoy Road Race 2022)

Ryan Farquhar	211	1995-16
Joey Dunlop	156	1971-00
Robert Dunlop	135	1980-08
William Dunlop	119	2005-17
Michael Dunlop	112	2006-22
Ray McCullough	109	1960-82
Phillip McCallen	109	1987-99
Barry Davidson	99	1998-22
Brian Reid	78	1980-94
Darran Lindsay	74	1999-06

CDE COOKSTOWN 100

SUPERSPORT

Q1: Group A Qualifying


Friday, 21 April 2023



Pos	Class	No	Name	Machine / Sponsor	----- Best Lap -----			Laps	
					Time	Behind	Speed		
Qualifying Classification									
1	SSPR	16	Mike BROWNE	Yamaha - Burrows by RK Racing	1:25.903		88.006	5	5
2	SSPR	6	Michael DUNLOP	Yamaha - MD Racing	1:27.331	1.428	86.567	5	5
3	SSPR	59	Darryl TWEED	Yamaha - Parker Transport	1:29.660	3.757	84.319	4	5
4	SSPR	24	Graham KENNEDY	Yamaha	1:30.052	4.149	83.951	4	5
5	SSPR	8	Darryl ANDERSON	Kawasaki - DK Racing	1:31.150	5.247	82.940	3	5
6	SSPR	23	Marcus SIMPSON	Yamaha	1:31.531	5.628	82.595	4	5
7	SSPR	25	Matthew REES	Honda - Wilson Craig Racing	1:32.007	6.104	82.168	4	5
8	SSPR	10	James CHAWKE	Kawasaki - B&W Lady B Racing	1:32.046	6.143	82.133	5	5
9	SSPR	91	Julian TRUMMER	Yamaha - WH Racing with Dynobike	1:33.205	7.302	81.112	5	5
10	SSPR	32	Martin MORRIS	Kawasaki	1:34.609	8.706	79.908	5	5
11	SSPR	26	Dennis BOOTH	Kawasaki	1:34.671	8.768	79.855	3	5
12	SSPR	44	Liam CHAWKE	Kawasaki	1:34.728	8.825	79.807	4	5
13	SSPR	43	Stephen DEGNAN	Kawasaki	1:35.974	10.071	78.771	4	5
14	SSPR	83	Andy McALLISTER	Suzuki - Mac Racing	1:37.254	11.351	77.735	3	5
15	SSPR	79	Vinny BRENNAN		1:38.162	12.259	77.016	5	5
16	SSPR	4	Andrew SELLARS	Yamaha	1:43.098	17.195	73.328	5	5

Provisional result to be confirmed by the Stewards of the Meeting subject to completion of technical inspections & the time limit for protests

Page 1 / 1

Circuit	Orritor	Signed		Organising Club	Cookstown & District MCC
Length(miles)	2.1000		Chief Timekeeper	Qualifying Started	12:13
Weather	Sunny	Issued At:	12:27		
Track	Dry				



Qualifying Classification

Position

1	16 Mike BROWNE	SSPR	Behind	
Best Time	1:25.903	Best Speed	88.006	On 5 Gp
Lap	Elapsed Time	Lap Time	Lap Speed	
1	1:50.875	1:50.875	68.185	
2	3:20.803	1:29.928	84.067	
3	4:48.807	1:28.004	85.905	
4	6:17.428	1:28.621	85.307	
5	7:43.331	1:25.903	88.006	

2	6 Michael DUNLOP	SSPR	Behind	1.428
Best Time	1:27.331	Best Speed	86.567	On 5 Gp
Lap	Elapsed Time	Lap Time	Lap Speed	
1	2:25.063	2:25.063	52.115	
2	4:11.179	1:46.116	71.243	
3	5:40.720	1:29.541	84.431	
4	7:21.117	1:40.397	75.301	
5	8:48.448	1:27.331	86.567	

3	59 Darryl TWEED	SSPR	Behind	3.757
Best Time	1:29.660	Best Speed	84.319	On 4 Gp
Lap	Elapsed Time	Lap Time	Lap Speed	
1	1:49.552	1:49.552	69.008	
2	3:20.811	1:31.259	82.841	
3	4:50.990	1:30.179	83.833	
4	6:20.650	1:29.660	84.319	
5	7:50.356	1:29.706	84.275	

4	24 Graham KENNEDY	SSPR	Behind	4.149
Best Time	1:30.052	Best Speed	83.951	On 4 Gp
Lap	Elapsed Time	Lap Time	Lap Speed	
1	1:39.197	1:39.197	76.212	
2	3:10.436	1:31.239	82.859	
3	4:40.945	1:30.509	83.528	
4	6:10.997	1:30.052	83.951	
5	7:42.300	1:31.303	82.801	

Qualifying Classification

Position

5	8 Darryl ANDERSON	SSPR	Behind	5.247
Best Time	1:31.150	Best Speed	82.940	On 3 Gp
Lap	Elapsed Time	Lap Time	Lap Speed	
1	1:42.398	1:42.398	73.830	
2	3:15.156	1:32.758	81.502	
3	4:46.306	1:31.150	82.940	
4	6:17.461	1:31.155	82.936	
5	7:48.639	1:31.178	82.915	

6	23 Marcus SIMPSON	SSPR	Behind	5.628
Best Time	1:31.531	Best Speed	82.595	On 4 Gp
Lap	Elapsed Time	Lap Time	Lap Speed	
1	1:50.118	1:50.118	68.654	
2	3:23.034	1:32.916	81.364	
3	4:56.015	1:32.981	81.307	
4	6:27.546	1:31.531	82.595	
5	7:59.311	1:31.765	82.384	

7	25 Matthew REES	SSPR	Behind	6.104
Best Time	1:32.007	Best Speed	82.168	On 4 Gp
Lap	Elapsed Time	Lap Time	Lap Speed	
1	1:44.461	1:44.461	72.372	
2	3:18.301	1:33.840	80.563	
3	4:50.916	1:32.615	81.628	
4	6:22.923	1:32.007	82.168	
5	7:55.480	1:32.557	81.679	

8	10 James CHAWKE	SSPR	Behind	6.143
Best Time	1:32.046	Best Speed	82.133	On 5 Gp
Lap	Elapsed Time	Lap Time	Lap Speed	
1	1:59.973	1:59.973	63.014	
2	3:35.179	1:35.206	79.407	
3	5:08.080	1:32.901	81.377	
4	6:40.189	1:32.109	82.077	
5	8:12.235	1:32.046	82.133	



Qualifying Classification

Position

9	91 Julian TRUMMER	SSPR	Behind	7.302
Best Time	1:33.205	Best Speed	81.112	On 5 Gp
Lap	Elapsed Time	Lap Time	Lap Speed	
1	2:08.975	2:08.975	58.616	
2	3:46.086	1:37.111	77.849	
3	5:20.210	1:34.124	80.320	
4	6:53.904	1:33.694	80.688	
5	8:27.109	1:33.205	81.112	

10	32 Martin MORRIS	SSPR	Behind	8.706
Best Time	1:34.609	Best Speed	79.908	On 5 Gp
Lap	Elapsed Time	Lap Time	Lap Speed	
1	2:07.901	2:07.901	59.108	
2	3:46.074	1:38.173	77.007	
3	5:22.218	1:36.144	78.632	
4	6:57.331	1:35.113	79.484	
5	8:31.940	1:34.609	79.908	

11	26 Dennis BOOTH	SSPR	Behind	8.768
Best Time	1:34.671	Best Speed	79.855	On 3 Gp
Lap	Elapsed Time	Lap Time	Lap Speed	
1	2:10.498	2:10.498	57.932	
2	3:48.108	1:37.610	77.451	
3	5:22.779	1:34.671	79.855	
4	6:58.126	1:35.347	79.289	
5	8:33.085	1:34.959	79.613	

12	44 Liam CHAWKE	SSPR	Behind	8.825
Best Time	1:34.728	Best Speed	79.807	On 4 Gp
Lap	Elapsed Time	Lap Time	Lap Speed	
1	1:59.291	1:59.291	63.374	
2	3:37.461	1:38.170	77.009	
3	5:12.204	1:34.743	79.795	
4	6:46.932	1:34.728	79.807	
5	8:21.680	1:34.748	79.791	

Qualifying Classification

Position

13	43 Stephen DEGNAN	SSPR	Behind	10.071
Best Time	1:35.974	Best Speed	78.771	On 4 Gp
Lap	Elapsed Time	Lap Time	Lap Speed	
1	1:59.834	1:59.834	63.087	
2	3:39.025	1:39.191	76.217	
3	5:15.740	1:36.715	78.168	
4	6:51.714	1:35.974	78.771	
5	8:28.923	1:37.209	77.771	

14	83 Andy McALLISTER	SSPR	Behind	11.351
Best Time	1:37.254	Best Speed	77.735	On 3 Gp
Lap	Elapsed Time	Lap Time	Lap Speed	
1	2:14.137	2:14.137	56.360	
2	3:54.124	1:39.987	75.610	
3	5:31.378	1:37.254	77.735	
4	7:08.708	1:37.330	77.674	
5	8:46.352	1:37.644	77.424	

15	79 Vinny BRENNAN	SSPR	Behind	12.259
Best Time	1:38.162	Best Speed	77.016	On 5 Gp
Lap	Elapsed Time	Lap Time	Lap Speed	
1	2:10.064	2:10.064	58.125	
2	3:55.464	1:45.400	71.727	
3	5:42.394	1:46.930	70.700	
4	7:24.865	1:42.471	73.777	
5	9:03.027	1:38.162	77.016	

16	4 Andrew SELLARS	SSPR	Behind	17.195
Best Time	1:43.098	Best Speed	73.328	On 5 Gp
Lap	Elapsed Time	Lap Time	Lap Speed	
1	2:09.119	2:09.119	58.551	
2	3:55.248	1:46.129	71.234	
3	5:40.864	1:45.616	71.580	
4	7:24.091	1:43.227	73.237	
5	9:07.189	1:43.098	73.328	

CDE COOKSTOWN 100

SUPERSPORT

Q2: Group B Qualifying


Friday, 21 April 2023



Pos	Class	No	Name	Machine / Sponsor	----- Best Lap -----			Laps	
					Time	Behind	Speed		
Qualifying Classification									
1	SSPR	65	Michael SWEENEY	Yamaha - EM Building	1:27.021		86.876	4	5
2	SSPR	164	Stephen TOBIN	Kawasaki	1:31.433	4.412	82.683	5	5
3	SSPR	224	Keelim RYAN	Kawasaki - Pikeman Brewing	1:31.738	4.717	82.409	3	5
4	SSPR	222	Michael GAHAN	Yamaha - Newline Elite Racing	1:32.865	5.844	81.408	3	5
5	SSPR	93	Paul CRANSTON	Honda - Miller Racong	1:33.564	6.543	80.800	5	5
6	SSPR	321	Michael GILLAN	Yamaha	1:34.805	7.784	79.743	3	5
7	SSPR	139	Dermot CLEARY	Yamaha	1:35.080	8.059	79.512	4	5
8	SSPR	361	Ryan WHITEHALL	Yamaha	1:39.548	12.527	75.943	4	4
9	SSPR	92	Noel CARROLL	Yamaha	1:39.632	12.611	75.879	3	5

Provisional result to be confirmed by the Stewards of the Meeting subject to completion of technical inspections & the time limit for protests

Page 1 / 1

Circuit	Orritor	Signed		Organising Club	Cookstown & District MCC
Length(miles)	2.1000		Chief Timekeeper	Qualifying Started	12:33
Weather	Sunny	Issued At:	12:46		
Track	Dry				



Qualifying Classification

Position

1	65 Michael SWEENEY			
SSPR		Behind		
Best Time	1:27.021	Best Speed	86.876	On 4 Gp
Lap	Elapsed Time	Lap Time	Lap Speed	
1	1:43.106	1:43.106	73.323	
2	3:11.694	1:28.588	85.339	
3	4:38.718	1:27.024	86.873	
4	6:05.739	1:27.021	86.876	
5	7:34.323	1:28.584	85.343	

2	164 Stephen TOBIN			
SSPR		Behind	4.412	
Best Time	1:31.433	Best Speed	82.683	On 5 Gp
Lap	Elapsed Time	Lap Time	Lap Speed	
1	1:59.405	1:59.405	63.314	
2	3:32.129	1:32.724	81.532	
3	5:03.755	1:31.626	82.509	
4	6:35.207	1:31.452	82.666	
5	8:06.640	1:31.433	82.683	

3	224 Keelim RYAN			
SSPR		Behind	4.717	
Best Time	1:31.738	Best Speed	82.409	On 3 Gp
Lap	Elapsed Time	Lap Time	Lap Speed	
1	1:48.710	1:48.710	69.543	
2	3:21.044	1:32.334	81.877	
3	4:52.782	1:31.738	82.409	
4	6:26.190	1:33.408	80.935	
5	7:58.178	1:31.988	82.185	

4	222 Michael GAHAN			
SSPR		Behind	5.844	
Best Time	1:32.865	Best Speed	81.408	On 3 Gp
Lap	Elapsed Time	Lap Time	Lap Speed	
1	2:02.688	2:02.688	61.620	
2	3:36.945	1:34.257	80.206	
3	5:09.810	1:32.865	81.408	
4	6:42.994	1:33.184	81.130	
5	8:16.780	1:33.786	80.609	

Qualifying Classification

Position

5	93 Paul CRANSTON			
SSPR		Behind	6.543	
Best Time	1:33.564	Best Speed	80.800	On 5 Gp
Lap	Elapsed Time	Lap Time	Lap Speed	
1	1:44.947	1:44.947	72.036	
2	3:20.897	1:35.950	78.791	
3	4:55.753	1:34.856	79.700	
4	6:30.075	1:34.322	80.151	
5	8:03.639	1:33.564	80.800	

6	321 Michael GILLAN			
SSPR		Behind	7.784	
Best Time	1:34.805	Best Speed	79.743	On 3 Gp
Lap	Elapsed Time	Lap Time	Lap Speed	
1	1:56.787	1:56.787	64.733	
2	3:31.931	1:35.144	79.459	
3	5:06.736	1:34.805	79.743	
4	6:41.970	1:35.234	79.383	
5	8:17.272	1:35.302	79.327	

7	139 Dermot CLEARY			
SSPR		Behind	8.059	
Best Time	1:35.080	Best Speed	79.512	On 4 Gp
Lap	Elapsed Time	Lap Time	Lap Speed	
1	1:51.196	1:51.196	67.988	
2	4:03.070	2:11.874	57.327	
3	5:39.529	1:36.459	78.375	
4	7:14.609	1:35.080	79.512	
5	8:49.912	1:35.303	79.326	

8	361 Ryan WHITEHALL			
SSPR		Behind	12.527	
Best Time	1:39.548	Best Speed	75.943	On 4 Gp
Lap	Elapsed Time	Lap Time	Lap Speed	
1	2:10.395	2:10.395	57.978	
2	4:16.772	2:06.377	59.821	
3	5:58.651	1:41.879	74.206	
4	7:38.199	1:39.548	75.943	

CDE COOKSTOWN 100

SUPERSPORT

Q2: Group B Qualifying

Friday, 21 April 2023

DETAILED RESULT



Qualifying Classification

Position

9

92 Noel CARROLL

SSPR Behind **12.611**

Best Time **1:39.632** Best Speed **75.879** On **3** Gp

Lap	Elapsed Time	Lap Time	Lap Speed
1	2:18.384	2:18.384	54.631
2	3:59.049	1:40.665	75.101
3	5:38.681	1:39.632	75.879
4	7:18.616	1:39.935	75.649
5	8:58.261	1:39.645	75.869


CDE COOKSTOWN 100 SUPERSPORT COMBINED QUALIFYING



Pos	Class	No	Name	-----Best Time / Qual Laps-----		Overall Best Time / Speed / Total Qual Laps
				Session A	Session B	
Qualifying Classification						
1	SSPR	16	Mike BROWNE	1:25.903	-----	1:25.903 88.006
2	SSPR	65	Michael SWEENEY	-----	1:27.021	1:27.021 86.876
3	SSPR	6	Michael DUNLOP	1:27.331	-----	1:27.331 86.567
4	SSPR	59	Darryl TWEED	1:29.660	-----	1:29.660 84.319
5	SSPR	24	Graham KENNEDY	1:30.052	-----	1:30.052 83.951
6	SSPR	8	Darryl ANDERSON	1:31.150	-----	1:31.150 82.940
7	SSPR	164	Stephen TOBIN	-----	1:31.433	1:31.433 82.683
8	SSPR	23	Marcus SIMPSON	1:31.531	-----	1:31.531 82.595
9	SSPR	224	Keelim RYAN	-----	1:31.738	1:31.738 82.409
10	SSPR	25	Matthew REES	1:32.007	-----	1:32.007 82.168
11	SSPR	10	James CHAWKE	1:32.046	-----	1:32.046 82.133
12	SSPR	222	Michael GAHAN	-----	1:32.865	1:32.865 81.408
13	SSPR	91	Julian TRUMMER	1:33.205	-----	1:33.205 81.112
14	SSPR	93	Paul CRANSTON	-----	1:33.564	1:33.564 80.800
15	SSPR	32	Martin MORRIS	1:34.609	-----	1:34.609 79.908
16	SSPR	26	Dennis BOOTH	1:34.671	-----	1:34.671 79.855
17	SSPR	44	Liam CHAWKE	1:34.728	-----	1:34.728 79.807
18	SSPR	321	Michael GILLAN	-----	1:34.805	1:34.805 79.743
19	SSPR	139	Dermot CLEARY	-----	1:35.080	1:35.080 79.512
20	SSPR	43	Stephen DEGNAN	1:35.974	-----	1:35.974 78.771
21	SSPR	83	Andy McALLISTER	1:37.254	-----	1:37.254 77.735
22	SSPR	79	Vinny BRENNAN	1:38.162	-----	1:38.162 77.016
23	SSPR	361	Ryan WHITEHALL	-----	1:39.548	1:39.548 75.943
24	SSPR	92	Noel CARROLL	-----	1:39.632	1:39.632 75.879
25	SSPR	4	Andrew SELLARS	1:43.098	-----	1:43.098 73.328

Provisional result to be confirmed by the Stewards of the Meeting subject to completion of technical inspections & the time limit for protests

Page 1 / 1

Circuit	Orritor	Signed	Organising Club	Cookstown & District MCC
Length(miles)	2.1000	 Chief Timekeeper		
Weather	Sunny		Issued At:	
Track	Dry			

CDE COOKSTOWN 100

SUPERSPORT

Orritor 2.100 miles

R1 (Fri): Doons Stores Supersport B

21/04/2023 17:25

Race (9 Laps)

RACE 1 - FRIDAY - SUPERSPORT B

4	4 A	88 B		B
3	361 A	92 B		
2	43 A	83 B	79 C	
1	44 A	321 B	139 C	A

POLE POSITION

Promoted by Cookstown and District MCC

Orbits

Provisional result to be confirmed by the Stewards of the Meeting subject to the completion of technical inspections and the time limit for protests
MCUI (Ulster Centre) Timing @ www.elaps-timing.com



CDE COOKSTOWN 100

SUPERSPORT

Orritor 2.100 miles

R4: Mid-Ulster District Council Supersport A

22/04/2023 11:45

Race (9 Laps)

RACE 4 - SUPERSPORT A

6	32 A	26 B	
5	222 A	91 B	93 C
4	224 A	25 B	10 C
3	164 A	23 B	
2	59 A	24 B	8 C
1	16 A	65 B	6 C

POLE POSITION

Promoted by Cookstown and District MCC

Orbits

Provisional result to be confirmed by the Stewards of the Meeting subject to the completion of technical inspections and the time limit for protests
MCUI (Ulster Centre) Timing @ www.elaps-timing.com



CDE COOKSTOWN 100

SUPERSPORT

R1 (Fri): Doons Stores Supersport B


Friday, 21 April 2023



Pos	Class	No	Name	Machine / Sponsor	Gp	Laps	Total Time	Behind	Speed	-----Best Lap-----		On
										Time	Speed	
Race Classification												
1	SSPR	321	Michael GILLAN	Yamaha	a	9	13:56.208		81.367	1:31.478	82.643	7
2	SSPR	44	Liam CHAWKE	Kawasaki	a	9	13:58.710	2.502	81.125	1:31.594	82.538	7
3	SSPR	139	Dermot CLEARY	Yamaha	a	9	13:59.218	3.010	81.075	1:31.802	82.351	7
4	SSPR	361	Ryan WHITEHALL	Yamaha	a	9	14:12.029	15.821	79.856	1:32.368	81.847	8
5	SSPR	43	Stephen DEGNAN	Kawasaki	a	9	14:22.883	26.675	78.852	1:33.763	80.629	6
6	SSPR	79	Vinny BRENNAN	Yamaha	a	9	14:46.171	49.963	76.780	1:35.132	79.469	8
7	SSPR	92	Noel CARROLL	Yamaha	a	9	14:47.234	51.026	76.688	1:37.186	77.789	3
8	SSPR	4	Andrew SELLARS	Yamaha	b	8	13:47.239	1 Lap	73.111	1:39.944	75.642	5
Fastest Lap												
	SSPR	321	Michael GILLAN	Yamaha						1:31.478	82.643	7
Not Classified												
DNF	SSPR	88	Anthony McCOLGAN	Ducati 748	b	2	3:30.013		71.996	1:42.609	73.678	2

Provisional result to be confirmed by the Stewards of the Meeting subject to completion of technical inspections & the time limit for protests

Page 1 / 1

Circuit	Orritor	Signed		Organising Club	Cookstown & District MCC
Length(miles)	2.1000		Chief Timekeeper	Race Started	17:09
Weather	Sunny	Issued At:	17:27	Gp Time Diff - b	11.41
Track	Dry				



Race Classification

1 321 Michael GILLAN

Total Time **13:56.208** Avg Speed **81.367** Behind
 Best Time **1:31.478** Best Speed **82.643** On **7** Gp **a**

Lap	Elapsed Time	Lap Time	Lap Speed
1	1:41.261	1:41.261	74.659
2	3:13.254	1:31.993	82.180
3	4:44.836	1:31.582	82.549
4	6:16.781	1:31.945	82.223
5	7:48.797	1:32.016	82.160
6	9:20.547	1:31.750	82.398
7	10:52.025	1:31.478	82.643
8	12:24.241	1:32.216	81.981
9	13:56.208	1:31.967	82.203

2 44 Liam CHAWKE

Total Time **13:58.710** Avg Speed **81.125** Behind **2.502**
 Best Time **1:31.594** Best Speed **82.538** On **7** Gp **a**

Lap	Elapsed Time	Lap Time	Lap Speed
1	1:38.846	1:38.846	76.483
2	3:10.707	1:31.861	82.298
3	4:42.919	1:32.212	81.985
4	6:14.833	1:31.914	82.251
5	7:47.591	1:32.758	81.502
6	9:20.145	1:32.554	81.682
7	10:51.739	1:31.594	82.538
8	12:23.884	1:32.145	82.045
9	13:58.710	1:34.826	79.725

3 139 Dermot CLEARY

Total Time **13:59.218** Avg Speed **81.075** Behind **3.010**
 Best Time **1:31.802** Best Speed **82.351** On **7** Gp **a**

Lap	Elapsed Time	Lap Time	Lap Speed
1	1:37.958	1:37.958	77.176
2	3:10.590	1:32.632	81.613
3	4:44.084	1:33.494	80.861
4	6:16.711	1:32.627	81.618
5	7:50.269	1:33.558	80.805
6	9:23.030	1:32.761	81.500
7	10:54.832	1:31.802	82.351
8	12:26.707	1:31.875	82.286
9	13:59.218	1:32.511	81.720

Race Classification

4 361 Ryan WHITEHALL

Total Time **14:12.029** Avg Speed **79.856** Behind **15.821**
 Best Time **1:32.368** Best Speed **81.847** On **8** Gp **a**

Lap	Elapsed Time	Lap Time	Lap Speed
1	1:42.156	1:42.156	74.004
2	3:16.751	1:34.595	79.920
3	4:53.150	1:36.399	78.424
4	6:27.169	1:34.019	80.409
5	8:00.478	1:33.309	81.021
6	9:33.256	1:32.778	81.485
7	11:06.958	1:33.702	80.681
8	12:39.326	1:32.368	81.847
9	14:12.029	1:32.703	81.551

5 43 Stephen DEGNAN

Total Time **14:22.883** Avg Speed **78.852** Behind **26.675**
 Best Time **1:33.763** Best Speed **80.629** On **6** Gp **a**

Lap	Elapsed Time	Lap Time	Lap Speed
1	1:42.112	1:42.112	74.036
2	3:17.820	1:35.708	78.990
3	4:52.517	1:34.697	79.834
4	6:28.605	1:36.088	78.678
5	8:02.894	1:34.289	80.179
6	9:36.657	1:33.763	80.629
7	11:11.423	1:34.766	79.775
8	12:46.716	1:35.293	79.334
9	14:22.883	1:36.167	78.613

6 79 Vinny BRENNAN

Total Time **14:46.171** Avg Speed **76.780** Behind **49.963**
 Best Time **1:35.132** Best Speed **79.469** On **8** Gp **a**

Lap	Elapsed Time	Lap Time	Lap Speed
1	1:41.154	1:41.154	74.738
2	3:16.429	1:35.275	79.349
3	5:07.906	1:51.477	67.817
4	6:44.146	1:36.240	78.554
5	8:23.610	1:39.464	76.007
6	9:59.551	1:35.941	78.798
7	11:35.221	1:35.670	79.022
8	13:10.353	1:35.132	79.469
9	14:46.171	1:35.818	78.900



CDE COOKSTOWN 100

SUPERSPORT

R1 (Fri): Doons Stores Supersport B

Friday, 21 April 2023

DETAILED RESULT



Race Classification

7 92 Noel CARROLL

Total Time **14:47.234** Avg Speed **76.688** Behind **51.026**

Best Time **1:37.186** Best Speed **77.789** On **3** Gp **a**

Lap	Elapsed Time	Lap Time	Lap Speed
1	1:43.997	1:43.997	72.694
2	3:21.965	1:37.968	77.168
3	4:59.151	1:37.186	77.789
4	6:36.778	1:37.627	77.438
5	8:14.491	1:37.713	77.369
6	9:52.197	1:37.706	77.375
7	11:30.371	1:38.174	77.006
8	13:08.464	1:38.093	77.070
9	14:47.234	1:38.770	76.541

8 4 Andrew SELLARS

Total Time **13:47.239** Avg Speed **73.111** Behind **1 Lap**

Best Time **1:39.944** Best Speed **75.642** On **5** Gp **b**

Lap	Elapsed Time	Lap Time	Lap Speed
1	1:47.824	1:47.824	70.114
2	3:29.111	1:41.287	74.639
3	5:09.680	1:40.569	75.172
4	6:50.501	1:40.821	74.984
5	8:30.445	1:39.944	75.642
6	10:25.862	1:55.417	65.502
7	12:06.649	1:40.787	75.010
8	13:47.239	1:40.590	75.157

Not Classified

DNF 88 Anthony McCOLGAN

Total Time **3:30.013** Avg Speed **71.996** Behind

Best Time **1:42.609** Best Speed **73.678** On **2** Gp **b**

Lap	Elapsed Time	Lap Time	Lap Speed
1	1:47.404	1:47.404	70.388
2	3:30.013	1:42.609	73.678

CDE COOKSTOWN 100

SUPERSPORT

R1 (Fri): Doons Stores Supersport B

LAP CHART

**1**

No	Name	Gp	Time of Day	Lap Time
139	Dermot CLEARY	a	17:10:58.740	1:37.958
44	Liam CHAWKE	a	17:10:59.628	1:38.846
79	Vinny BRENNAN	a	17:11:01.936	1:41.154
321	Michael GILLAN	a	17:11:02.043	1:41.261
43	Stephen DEGNAN	a	17:11:02.894	1:42.112
361	Ryan WHITEHALL	a	17:11:02.938	1:42.156
92	Noel CARROLL	a	17:11:04.779	1:43.997
88	Anthony McCOLGAN	b	17:11:08.186	1:47.404
4	Andrew SELLARS	b	17:11:08.606	1:47.824

2

No	Name	Gp	Time of Day	Lap Time
139	Dermot CLEARY	a	17:12:31.372	1:32.632
44	Liam CHAWKE	a	17:12:31.489	1:31.861
321	Michael GILLAN	a	17:12:34.036	1:31.993
79	Vinny BRENNAN	a	17:12:37.211	1:35.275
361	Ryan WHITEHALL	a	17:12:37.533	1:34.595
43	Stephen DEGNAN	a	17:12:38.602	1:35.708
92	Noel CARROLL	a	17:12:42.747	1:37.968
4	Andrew SELLARS	b	17:12:49.893	1:41.287
88	Anthony McCOLGAN	b	17:12:50.795	1:42.609

3

No	Name	Gp	Time of Day	Lap Time
44	Liam CHAWKE	a	17:14:03.701	1:32.212
139	Dermot CLEARY	a	17:14:04.866	1:33.494
321	Michael GILLAN	a	17:14:05.618	1:31.582
43	Stephen DEGNAN	a	17:14:13.299	1:34.697
361	Ryan WHITEHALL	a	17:14:13.932	1:36.399
92	Noel CARROLL	a	17:14:19.933	1:37.186
79	Vinny BRENNAN	a	17:14:28.688	1:51.477
4	Andrew SELLARS	b	17:14:30.462	1:40.569

4

No	Name	Gp	Time of Day	Lap Time
44	Liam CHAWKE	a	17:15:35.615	1:31.914
139	Dermot CLEARY	a	17:15:37.493	1:32.627
321	Michael GILLAN	a	17:15:37.563	1:31.945
361	Ryan WHITEHALL	a	17:15:47.951	1:34.019
43	Stephen DEGNAN	a	17:15:49.387	1:36.088
92	Noel CARROLL	a	17:15:57.560	1:37.627
79	Vinny BRENNAN	a	17:16:04.928	1:36.240
4	Andrew SELLARS	b	17:16:11.283	1:40.821

5

No	Name	Gp	Time of Day	Lap Time
44	Liam CHAWKE	a	17:17:08.373	1:32.758
321	Michael GILLAN	a	17:17:09.579	1:32.016
139	Dermot CLEARY	a	17:17:11.051	1:33.558
361	Ryan WHITEHALL	a	17:17:21.260	1:33.309
43	Stephen DEGNAN	a	17:17:23.676	1:34.289
92	Noel CARROLL	a	17:17:35.273	1:37.713
79	Vinny BRENNAN	a	17:17:44.392	1:39.464
4	Andrew SELLARS	b	17:17:51.227	1:39.944

6

No	Name	Gp	Time of Day	Lap Time
44	Liam CHAWKE	a	17:18:40.927	1:32.554
321	Michael GILLAN	a	17:18:41.329	1:31.750
139	Dermot CLEARY	a	17:18:43.812	1:32.761
361	Ryan WHITEHALL	a	17:18:54.038	1:32.778
43	Stephen DEGNAN	a	17:18:57.439	1:33.763
92	Noel CARROLL	a	17:19:12.979	1:37.706
79	Vinny BRENNAN	a	17:19:20.333	1:35.941
4	Andrew SELLARS	b	17:19:46.644	1:55.417

7

No	Name	Gp	Time of Day	Lap Time
44	Liam CHAWKE	a	17:20:12.521	1:31.594
321	Michael GILLAN	a	17:20:12.807	1:31.478
139	Dermot CLEARY	a	17:20:15.614	1:31.802
361	Ryan WHITEHALL	a	17:20:27.740	1:33.702
43	Stephen DEGNAN	a	17:20:32.205	1:34.766
92	Noel CARROLL	a	17:20:51.153	1:38.174
79	Vinny BRENNAN	a	17:20:56.003	1:35.670
4	Andrew SELLARS	b	17:21:27.431	1:40.787

8

No	Name	Gp	Time of Day	Lap Time
44	Liam CHAWKE	a	17:21:44.666	1:32.145
321	Michael GILLAN	a	17:21:45.023	1:32.216
139	Dermot CLEARY	a	17:21:47.489	1:31.875
361	Ryan WHITEHALL	a	17:22:00.108	1:32.368
43	Stephen DEGNAN	a	17:22:07.498	1:35.293
92	Noel CARROLL	a	17:22:29.246	1:38.093
79	Vinny BRENNAN	a	17:22:31.135	1:35.132
4	Andrew SELLARS	b	17:23:08.021	1:40.590

9

No	Name	Gp	Time of Day	Lap Time
321	Michael GILLAN	a	17:23:16.990	1:31.967
44	Liam CHAWKE	a	17:23:19.492	1:34.826
139	Dermot CLEARY	a	17:23:20.000	1:32.511
361	Ryan WHITEHALL	a	17:23:32.811	1:32.703
43	Stephen DEGNAN	a	17:23:43.665	1:36.167
79	Vinny BRENNAN	a	17:24:06.953	1:35.818
92	Noel CARROLL	a	17:24:08.016	1:38.770

CDE COOKSTOWN 100

SUPERSPORT

R4: Mid-Ulster District Council Supersport A

Saturday, 22 April 2023



Pos	Class	No	Name	Machine / Sponsor	Gp	Laps	Total Time	Behind	Speed	-----Best Lap-----		On
										Time	Speed	
Race Classification												
1	SSPR	16	Mike BROWNE	Yamaha - Burrows by RK Racing	a	3	4:48.899		78.505	1:33.856	80.549	3
2	SSPR	6	Michael DUNLOP	Yamaha - MD Racing	a	3	4:50.666	1.767	78.028	1:33.305	81.025	3
3	SSPR	59	Darryl TWEED	Yamaha - Parker Transport	a	3	4:53.575	4.676	77.255	1:35.931	78.807	2
4	SSPR	24	Graham KENNEDY	Yamaha	a	3	5:05.348	16.449	74.276	1:38.945	76.406	3
5	SSPR	224	Keelim RYAN	Kawasaki - Pikeman Brewing	b	3	5:07.194	18.295	73.830	1:40.063	75.552	3
6	SSPR	10	James CHAWKE	Kawasaki - B&W Lady B Racing	b	3	5:08.680	19.781	73.474	1:40.084	75.537	2
7	SSPR	8	Darryl ANDERSON	Kawasaki - DK Racing Kawasaki	a	3	5:10.913	22.014	72.946	1:40.845	74.967	3
8	SSPR	164	Stephen TOBIN	Honda - Miller Racong Kawasaki	a	3	5:17.305	28.406	71.477	1:42.452	73.791	2
9	SSPR	93	Paul CRANSTON	Yamaha - Newline Elite Racing	b	3	5:18.020	29.121	71.316	1:43.526	73.025	3
10	SSPR	26	Dennis BOOTH	Kawasaki	b	3	5:20.784	31.885	70.702	1:43.054	73.360	3
11	SSPR	222	Michael GAHAN		b	3	5:30.992	42.093	68.521	1:47.256	70.486	2
12	SSPR	32	Martin MORRIS		b	3	5:31.102	42.203	68.499	1:47.232	70.501	2

Fastest Lap

SSPR	6	Michael DUNLOP	Yamaha - MD Racing							1:33.305	81.025	3
------	---	----------------	--------------------	--	--	--	--	--	--	----------	--------	---


Not Classified

DNF	SSPR	65	Michael SWEENEY	Yamaha - EM Building	a	3	4:52.953		77.419	1:34.838	79.715	2
-----	------	----	-----------------	----------------------	---	---	----------	--	--------	----------	--------	---

Red-flag after leaders completed 3 laps - result declared

Provisional result to be confirmed by the Stewards of the Meeting subject to completion of technical inspections & the time limit for protests

Page 1 / 1

Circuit	Orritor	Signed		Organising Club	Cookstown & District MCC
Length(miles)	2.1000		Chief Timekeeper	Race Started	12:30
Weather	Cloudy	Issued At:	12:50	Gp Time Diff - b	10.78
Track	Wet				



Race Classification

1 16 Mike BROWNE

Total Time **4:48.899** Avg Speed **78.505** Behind
 Best Time **1:33.856** Best Speed **80.549** On **3** Gp **a**

Lap	Elapsed Time	Lap Time	Lap Speed
1	1:40.073	1:40.073	75.545
2	3:15.043	1:34.970	79.604
3	4:48.899	1:33.856	80.549

Race Classification

6 10 James CHAWKE

Total Time **5:08.680** Avg Speed **73.474** Behind **19.781**
 Best Time **1:40.084** Best Speed **75.537** On **2** Gp **b**

Lap	Elapsed Time	Lap Time	Lap Speed
1	1:48.171	1:48.171	69.889
2	3:28.255	1:40.084	75.537
3	5:08.680	1:40.425	75.280

2 6 Michael DUNLOP

Total Time **4:50.666** Avg Speed **78.028** Behind **1.767**
 Best Time **1:33.305** Best Speed **81.025** On **3** Gp **a**

Lap	Elapsed Time	Lap Time	Lap Speed
1	1:42.602	1:42.602	73.683
2	3:17.361	1:34.759	79.781
3	4:50.666	1:33.305	81.025

7 8 Darryl ANDERSON

Total Time **5:10.913** Avg Speed **72.946** Behind **22.014**
 Best Time **1:40.845** Best Speed **74.967** On **3** Gp **a**

Lap	Elapsed Time	Lap Time	Lap Speed
1	1:48.975	1:48.975	69.374
2	3:30.068	1:41.093	74.783
3	5:10.913	1:40.845	74.967

3 59 Darryl TWEED

Total Time **4:53.575** Avg Speed **77.255** Behind **4.676**
 Best Time **1:35.931** Best Speed **78.807** On **2** Gp **a**

Lap	Elapsed Time	Lap Time	Lap Speed
1	1:41.375	1:41.375	74.575
2	3:17.306	1:35.931	78.807
3	4:53.575	1:36.269	78.530

8 164 Stephen TOBIN

Total Time **5:17.305** Avg Speed **71.477** Behind **28.406**
 Best Time **1:42.452** Best Speed **73.791** On **2** Gp **a**

Lap	Elapsed Time	Lap Time	Lap Speed
1	1:51.460	1:51.460	67.827
2	3:33.912	1:42.452	73.791
3	5:17.305	1:43.393	73.119

4 24 Graham KENNEDY

Total Time **5:05.348** Avg Speed **74.276** Behind **16.449**
 Best Time **1:38.945** Best Speed **76.406** On **3** Gp **a**

Lap	Elapsed Time	Lap Time	Lap Speed
1	1:47.164	1:47.164	70.546
2	3:26.403	1:39.239	76.180
3	5:05.348	1:38.945	76.406

9 93 Paul CRANSTON

Total Time **5:18.020** Avg Speed **71.316** Behind **29.121**
 Best Time **1:43.526** Best Speed **73.025** On **3** Gp **b**

Lap	Elapsed Time	Lap Time	Lap Speed
1	1:50.784	1:50.784	68.241
2	3:34.494	1:43.710	72.896
3	5:18.020	1:43.526	73.025

5 224 Keelim RYAN

Total Time **5:07.194** Avg Speed **73.830** Behind **18.295**
 Best Time **1:40.063** Best Speed **75.552** On **3** Gp **b**

Lap	Elapsed Time	Lap Time	Lap Speed
1	1:46.150	1:46.150	71.220
2	3:27.131	1:40.981	74.866
3	5:07.194	1:40.063	75.552

10 26 Dennis BOOTH

Total Time **5:20.784** Avg Speed **70.702** Behind **31.885**
 Best Time **1:43.054** Best Speed **73.360** On **3** Gp **b**

Lap	Elapsed Time	Lap Time	Lap Speed
1	1:54.257	1:54.257	66.167
2	3:37.730	1:43.473	73.063
3	5:20.784	1:43.054	73.360



Race Classification

11 222 Michael GAHAN

Total Time **5:30.992** Avg Speed **68.521** Behind **42.093**

Best Time **1:47.256** Best Speed **70.486** On **2** Gp **b**

Lap	Elapsed Time	Lap Time	Lap Speed
1	1:56.155	1:56.155	65.085
2	3:43.411	1:47.256	70.486
3	5:30.992	1:47.581	70.273

12 32 Martin MORRIS

Total Time **5:31.102** Avg Speed **68.499** Behind **42.203**

Best Time **1:47.232** Best Speed **70.501** On **2** Gp **b**

Lap	Elapsed Time	Lap Time	Lap Speed
1	1:56.559	1:56.559	64.860
2	3:43.791	1:47.232	70.501
3	5:31.102	1:47.311	70.449

Not Classified

DNF 65 Michael SWEENEY

Total Time **4:52.953** Avg Speed **77.419** Behind

Best Time **1:34.838** Best Speed **79.715** On **2** Gp **a**

Lap	Elapsed Time	Lap Time	Lap Speed
1	1:43.109	1:43.109	73.320
2	3:17.947	1:34.838	79.715
3	4:52.953	1:35.006	79.574



1

No	Name	Gp	Time of Day	Lap Time
16	Mike BROWNE	a	12:32:31.606	1:40.073
59	Darryl TWEED	a	12:32:32.908	1:41.375
6	Michael DUNLOP	a	12:32:34.135	1:42.602
65	Michael SWEENEY	a	12:32:34.642	1:43.109
224	Keelim RYAN	b	12:32:37.683	1:46.150
24	Graham KENNEDY	a	12:32:38.697	1:47.164
10	James CHAWKE	b	12:32:39.704	1:48.171
8	Darryl ANDERSON	a	12:32:40.508	1:48.975
93	Paul CRANSTON	b	12:32:42.317	1:50.784
164	Stephen TOBIN	a	12:32:42.993	1:51.460
26	Dennis BOOTH	b	12:32:45.790	1:54.257
222	Michael GAHAN	b	12:32:47.688	1:56.155
32	Martin MORRIS	b	12:32:48.092	1:56.559

2

No	Name	Gp	Time of Day	Lap Time
16	Mike BROWNE	a	12:34:06.576	1:34.970
59	Darryl TWEED	a	12:34:08.839	1:35.931
6	Michael DUNLOP	a	12:34:08.894	1:34.759
65	Michael SWEENEY	a	12:34:09.480	1:34.838
24	Graham KENNEDY	a	12:34:17.936	1:39.239
224	Keelim RYAN	b	12:34:18.664	1:40.981
10	James CHAWKE	b	12:34:19.788	1:40.084
8	Darryl ANDERSON	a	12:34:21.601	1:41.093
164	Stephen TOBIN	a	12:34:25.445	1:42.452
93	Paul CRANSTON	b	12:34:26.027	1:43.710
26	Dennis BOOTH	b	12:34:29.263	1:43.473
222	Michael GAHAN	b	12:34:34.944	1:47.256
32	Martin MORRIS	b	12:34:35.324	1:47.232

3

No	Name	Gp	Time of Day	Lap Time
16	Mike BROWNE	a	12:35:40.432	1:33.856
6	Michael DUNLOP	a	12:35:42.199	1:33.305
65	Michael SWEENEY	a	12:35:44.486	1:35.006
59	Darryl TWEED	a	12:35:45.108	1:36.269
24	Graham KENNEDY	a	12:35:56.881	1:38.945
224	Keelim RYAN	b	12:35:58.727	1:40.063
10	James CHAWKE	b	12:36:00.213	1:40.425
8	Darryl ANDERSON	a	12:36:02.446	1:40.845
164	Stephen TOBIN	a	12:36:08.838	1:43.393
93	Paul CRANSTON	b	12:36:09.553	1:43.526
26	Dennis BOOTH	b	12:36:12.317	1:43.054
222	Michael GAHAN	b	12:36:22.525	1:47.581
32	Martin MORRIS	b	12:36:22.635	1:47.311