



Friday 21st & Saturday 22nd April 2023

promoted by Cookstown & District MCC
cookstown100.org



BILL EASTWOOD
BUILDING & JOINERY
CONTRACTORS

OPEN B

&

CDE COOKSTOWN 100 B

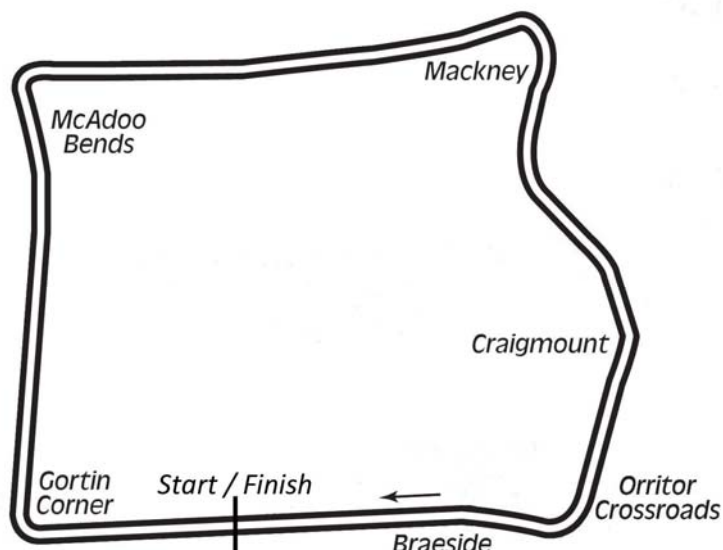
in memory of Paddy Convery



Comhairle Ceantair
Lár Uladh
Mid Ulster
District Council



Orritor Circuit 2.1 miles



LAP RECORDS at the start of the meeting

Class	Rider	Machine	m	s	mph	Year
125cc	William Dunlop	Honda	1	34.755	79.785	2010
Moto 3	Derek McGee	Honda 250	1	33.802	80.595	2018
Supersport 300	Darryl Tweed	Kawasaki 300	1	43.173	73.275	2022
250cc	William Dunlop	Honda	1	29.658	84.320	2009
Moto 450	Ryan Farquhar	Kawasaki	1	35.432	79.219	2012
Lightweight Supersport	Darryl Tweed	Kawasaki 400	1	34.604	79.912	2016
Supermono	Jay Bellers-Smith	KTM 732	1	35.509	79.155	2022
Supertwin	Adam McLean	Kawasaki	1	28.023	85.887	2020
Supersport	Adam McLean	Kawasaki	1	24.442	89.529	2021
Superbike	Michael Dunlop	Honda	1	22.641	91.480	2013
Senior Support	Gary Robinson	Yamaha 600	1	29.956	84.041	2007
Junior Support	Joseph Loughlin	Kawasaki 650	1	30.965	83.109	2017
Classic 1000cc	Andy Hornby	RPS Triumph 750	1	38.605	76.670	2022
Classic 500cc	Neill McWhirter	Norton	1	41.491	74.489	2010
Classic 350cc	Paul Coward	Honda	1	43.421	73.099	2004
Classic 250cc	Geoff McMullan	Suzuki	1	47.294	70.461	2006
Classic GP	Gareth Keys	Yamaha 350	1	41.580	74.424	2019
Post-Classic Twinshock	Anthony McColgan	Bimota 750	1	37.178	77.795	2016

MOST WINS AT COOKSTOWN 100

Ryan Farquhar	26	1996 - 12	(400-1, 450-2, STWN-4, SSP-5, SBK-13, Junior Support-1)
Barry Davidson	21	2007 - 22	(SS300-3, 250-1, Classic 350-10, Classic 500-7)
Ray McCullough	14	1967 - 79	(250-8, 350-3, 500-3)
William Dunlop	14	2006 - 17	(125-3, 250-5, SSP-5, SBK B-1)
Richard Ford	14	2008 - 22	(Classic 250-3, Classic 250 B-1, Classic 1000-7, Post-Classic-1, Junior Support B-2)
Joey Dunlop	11	1977 - 98	(125-1, 250-4, 350-2, 500-2, SSP-1, SBK-1)
Robert Dunlop	11	1985 - 08	(125-7, 250-1, 250 B-1, 350-1, SBK-1)
Phillip McCallen	10	1987 - 96	(250-3, 350-1, SSP-2, SBK-4)
Michael Dunlop	10	2006 - 18	(125-1, 250-1, STWN-3, SSP-2, SBK-2, Junior Support-1)
Derek Sheils	9	2014 - 20	(SSP-1, SBK-8)

MOST WINS AT ALL IRISH ROAD RACE MEETINGS (after Armoy Road Race 2022)

Ryan Farquhar	211	1995-16
Joey Dunlop	156	1971-00
Robert Dunlop	135	1980-08
William Dunlop	119	2005-17
Michael Dunlop	112	2006-22
Ray McCullough	109	1960-82
Phillip McCallen	109	1987-99
Barry Davidson	99	1998-22
Brian Reid	78	1980-94
Darran Lindsay	74	1999-06

CDE COOKSTOWN 100

SUPERBIKE

Q12: Group A Qualifying


Friday, 21 April 2023



Pos	Class	No	Name	Machine / Sponsor	----- Best Lap -----			Laps	
					Time	Behind	Speed		
Qualifying Classification									
1	SBKR	16	Mike BROWNE	BMW - Burrows by RK Racing	1:24.459		89.511	5	5
2	SBKR	24	Graham KENNEDY	BMW	1:28.547	4.088	85.378	5	5
3	SBKR	23	Marcus SIMPSON	Yamaha	1:28.594	4.135	85.333	5	5
4	SBKR	10	James CHAWKE	Suzuki	1:29.280	4.821	84.677	5	5
5	SBKR	59	Darryl TWEED	Yamaha 600 - Parker Transport	1:29.478	5.019	84.490	3	5
6	SBKR	8	Darryl ANDERSON	Kawasaki - Trison McMullan Racing	1:31.589	7.130	82.543	4	5
7	SBKR	44	Liam CHAWKE	Suzuki	1:32.983	8.524	81.305	3	5
8	SBKR	25	Matthew REES	Honda 600 - Wilson Craig Racing	1:33.273	8.814	81.052	4	5
9	SBKR	91	Julian TRUMMER	Honda - WH Racing by Dynobike	1:33.869	9.410	80.538	4	5
10	SBKR	32	Martin MORRIS	BMW	1:34.103	9.644	80.338	5	5
11	SBKR	43	Stephen DEGNAN	Kawasaki	1:34.190	9.731	80.263	5	5
12	SBKR	26	Dennis BOOTH	BMW	1:34.819	10.360	79.731	5	5
13	SBKR	64	Stephen McKNIGHT	BMW - McKnight Racing	1:34.830	10.371	79.722	4	5
14	SBKR	55	Donald MacFADYEN	Yamaha	1:34.859	10.400	79.697	5	5
15	SBKR	4	Andrew SELLARS	Yamaha 600	1:41.923	17.464	74.174	5	5

Provisional result to be confirmed by the Stewards of the Meeting subject to completion of technical inspections & the time limit for protests

Page 1 / 1

Circuit	Orritor	Signed		Organising Club	Cookstown & District MCC
Length(miles)	2.1000		Chief Timekeeper	Qualifying Started	15:39
Weather	Sunny	Issued At:	15:51		
Track	Dry				



Qualifying Classification

Position

1	16 Mike BROWNE			
SBKR		Behind		
Best Time	1:24.459	Best Speed	89.511	On 5 Gp
Lap	Elapsed Time	Lap Time	Lap Speed	
1	1:36.428	1:36.428	78.400	
2	3:01.294	1:24.866	89.082	
3	4:26.816	1:25.522	88.398	
4	5:51.617	1:24.801	89.150	
5	7:16.076	1:24.459	89.511	

2	24 Graham KENNEDY			
SBKR		Behind	4.088	
Best Time	1:28.547	Best Speed	85.378	On 5 Gp
Lap	Elapsed Time	Lap Time	Lap Speed	
1	1:40.678	1:40.678	75.091	
2	3:10.506	1:29.828	84.161	
3	4:39.205	1:28.699	85.232	
4	6:07.911	1:28.706	85.225	
5	7:36.458	1:28.547	85.378	

3	23 Marcus SIMPSON			
SBKR		Behind	4.135	
Best Time	1:28.594	Best Speed	85.333	On 5 Gp
Lap	Elapsed Time	Lap Time	Lap Speed	
1	1:57.711	1:57.711	64.225	
2	3:28.428	1:30.717	83.336	
3	4:58.953	1:30.525	83.513	
4	6:27.989	1:29.036	84.909	
5	7:56.583	1:28.594	85.333	

4	10 James CHAWKE			
SBKR		Behind	4.821	
Best Time	1:29.280	Best Speed	84.677	On 5 Gp
Lap	Elapsed Time	Lap Time	Lap Speed	
1	2:01.176	2:01.176	62.389	
2	3:32.046	1:30.870	83.196	
3	5:01.672	1:29.626	84.351	
4	6:31.738	1:30.066	83.938	
5	8:01.018	1:29.280	84.677	

Qualifying Classification

Position

5	59 Darryl TWEED			
SBKR		Behind	5.019	
Best Time	1:29.478	Best Speed	84.490	On 3 Gp
Lap	Elapsed Time	Lap Time	Lap Speed	
1	1:50.066	1:50.066	68.686	
2	3:20.613	1:30.547	83.493	
3	4:50.091	1:29.478	84.490	
4	6:19.747	1:29.656	84.322	
5	7:49.423	1:29.676	84.303	

6	8 Darryl ANDERSON			
SBKR		Behind	7.130	
Best Time	1:31.589	Best Speed	82.543	On 4 Gp
Lap	Elapsed Time	Lap Time	Lap Speed	
1	1:42.450	1:42.450	73.792	
2	3:14.320	1:31.870	82.290	
3	4:46.033	1:31.713	82.431	
4	6:17.622	1:31.589	82.543	
5	7:49.707	1:32.085	82.098	

7	44 Liam CHAWKE			
SBKR		Behind	8.524	
Best Time	1:32.983	Best Speed	81.305	On 3 Gp
Lap	Elapsed Time	Lap Time	Lap Speed	
1	1:51.128	1:51.128	68.030	
2	3:25.983	1:34.855	79.701	
3	4:58.966	1:32.983	81.305	
4	6:32.372	1:33.406	80.937	
5	8:05.683	1:33.311	81.019	

8	25 Matthew REES			
SBKR		Behind	8.814	
Best Time	1:33.273	Best Speed	81.052	On 4 Gp
Lap	Elapsed Time	Lap Time	Lap Speed	
1	1:47.792	1:47.792	70.135	
2	3:21.216	1:33.424	80.921	
3	4:54.636	1:33.420	80.925	
4	6:27.909	1:33.273	81.052	
5	8:01.185	1:33.276	81.050	



Qualifying Classification

Position

9	91 Julian TRUMMER	Behind	9.410
SBKR			
Best Time	1:33.869	Best Speed	80.538 On 4 Gp
Lap	Elapsed Time	Lap Time	Lap Speed
1	2:16.212	2:16.212	55.502
2	3:51.696	1:35.484	79.176
3	5:26.031	1:34.335	80.140
4	6:59.900	1:33.869	80.538
5	8:34.929	1:35.029	79.555

10	32 Martin MORRIS	Behind	9.644
SBKR			
Best Time	1:34.103	Best Speed	80.338 On 5 Gp
Lap	Elapsed Time	Lap Time	Lap Speed
1	2:16.792	2:16.792	55.266
2	3:52.184	1:35.392	79.252
3	5:26.466	1:34.282	80.185
4	7:00.994	1:34.528	79.976
5	8:35.097	1:34.103	80.338

11	43 Stephen DEGNAN	Behind	9.731
SBKR			
Best Time	1:34.190	Best Speed	80.263 On 5 Gp
Lap	Elapsed Time	Lap Time	Lap Speed
1	2:11.007	2:11.007	57.707
2	3:47.477	1:36.470	78.366
3	5:24.367	1:36.890	78.027
4	6:59.736	1:35.369	79.271
5	8:33.926	1:34.190	80.263

12	26 Dennis BOOTH	Behind	10.360
SBKR			
Best Time	1:34.819	Best Speed	79.731 On 5 Gp
Lap	Elapsed Time	Lap Time	Lap Speed
1	2:09.304	2:09.304	58.467
2	3:44.435	1:35.131	79.469
3	5:20.111	1:35.676	79.017
4	6:55.422	1:35.311	79.319
5	8:30.241	1:34.819	79.731

Qualifying Classification

Position

13	64 Stephen McKNIGHT	Behind	10.371
SBKR			
Best Time	1:34.830	Best Speed	79.722 On 4 Gp
Lap	Elapsed Time	Lap Time	Lap Speed
1	2:06.311	2:06.311	59.852
2	3:44.169	1:37.858	77.255
3	5:20.169	1:36.000	78.750
4	6:54.999	1:34.830	79.722
5	8:29.909	1:34.910	79.654

14	55 Donald MacFADYEN	Behind	10.400
SBKR			
Best Time	1:34.859	Best Speed	79.697 On 5 Gp
Lap	Elapsed Time	Lap Time	Lap Speed
1	2:06.180	2:06.180	59.914
2	3:44.023	1:37.843	77.267
3	5:18.995	1:34.972	79.602
4	6:54.815	1:35.820	78.898
5	8:29.674	1:34.859	79.697

15	4 Andrew SELLARS	Behind	17.464
SBKR			
Best Time	1:41.923	Best Speed	74.174 On 5 Gp
Lap	Elapsed Time	Lap Time	Lap Speed
1	2:01.354	2:01.354	62.297
2	3:44.013	1:42.659	73.642
3	5:26.195	1:42.182	73.986
4	7:08.336	1:42.141	74.015
5	8:50.259	1:41.923	74.174

CDE COOKSTOWN 100

SUPERBIKE

Q13: Group B Qualifying


Friday, 21 April 2023



Pos	Class	No	Name	Machine / Sponsor	----- Best Lap -----			Laps	
					Time	Behind	Speed		
Qualifying Classification									
1	SBKR	82	Derek SHEILS	BMW - Roadhouse Macau Racing	1:23.284		90.774	3	5
2	SBKR	6	Michael DUNLOP	Honda - Hawk Racing	1:24.102	0.818	89.891	5	5
3	SBKR	65	Michael SWEENEY	BMW - MJR Racing	1:24.393	1.109	89.581	3	5
4	SBKR	224	Keelim RYAN	Kawasaki 600 - Pikeman Racing	1:30.360	7.076	83.665	5	5
5	SBKR	164	Stephen TOBIN	Kawasaki 600	1:31.214	7.930	82.882	4	5
6	SBKR	222	Michael GAHAN	Yamaha 600 - Newline Elite Racing	1:31.725	8.441	82.420	2	5
7	SBKR	78	Dean CAMPBELL	Suzuki - LDC Electrics	1:31.897	8.613	82.266	4	5
8	SBKR	139	Dermot CLEARY	Yamaha 600	1:31.957	8.673	82.212	4	5
9	SBKR	93	Paul CRANSTON	Suzuki - P & J Fuel Haulage	1:32.045	8.761	82.134	5	5
10	SBKR	75	Barry SHEEHAN	Suzuki - Game on Camps	1:32.367	9.083	81.847	5	5
11	SBKR	321	Michael GILLAN	Yamaha 600	1:33.675	10.391	80.705	2	5
12	SBKR	361	Ryan WHITEHALL	Yamaha 600	1:34.681	11.397	79.847	5	5
13	SBKR	83	Andy McALLISTER	Suzuki 600 - Mac Racing	1:35.739	12.455	78.965	4	5
14	SBKR	92	Noel CARROLL	Suzuki	1:36.427	13.143	78.401	4	5

Provisional result to be confirmed by the Stewards of the Meeting subject to completion of technical inspections & the time limit for protests

Page 1 / 1

Circuit	Orritor	Signed		Organising Club	Cookstown & District MCC
Length(miles)	2.1000		Chief Timekeeper	Qualifying Started	15:53
Weather	Sunny	Issued At:	16:06		
Track	Dry				



Qualifying Classification

Position

1	82 Derek SHEILS			
SBKR		Behind		
Best Time	1:23.284	Best Speed	90.774	On 3 Gp
Lap	Elapsed Time	Lap Time	Lap Speed	
1	1:40.902	1:40.902	74.924	
2	3:05.915	1:25.013	88.928	
3	4:29.199	1:23.284	90.774	
4	5:52.534	1:23.335	90.718	
5	7:15.891	1:23.357	90.694	

2	6 Michael DUNLOP			
SBKR		Behind	0.818	
Best Time	1:24.102	Best Speed	89.891	On 5 Gp
Lap	Elapsed Time	Lap Time	Lap Speed	
1	1:53.535	1:53.535	66.587	
2	3:20.211	1:26.676	87.221	
3	4:45.880	1:25.669	88.247	
4	6:10.607	1:24.727	89.228	
5	7:34.709	1:24.102	89.891	

3	65 Michael SWEENEY			
SBKR		Behind	1.109	
Best Time	1:24.393	Best Speed	89.581	On 3 Gp
Lap	Elapsed Time	Lap Time	Lap Speed	
1	1:34.269	1:34.269	80.196	
2	2:59.359	1:25.090	88.847	
3	4:23.752	1:24.393	89.581	
4	5:49.136	1:25.384	88.541	
5	7:14.103	1:24.967	88.976	

4	224 Keelim RYAN			
SBKR		Behind	7.076	
Best Time	1:30.360	Best Speed	83.665	On 5 Gp
Lap	Elapsed Time	Lap Time	Lap Speed	
1	1:48.076	1:48.076	69.951	
2	3:20.434	1:32.358	81.855	
3	4:52.943	1:32.509	81.722	
4	6:29.070	1:36.127	78.646	
5	7:59.430	1:30.360	83.665	

Qualifying Classification

Position

5	164 Stephen TOBIN			
SBKR		Behind	7.930	
Best Time	1:31.214	Best Speed	82.882	On 4 Gp
Lap	Elapsed Time	Lap Time	Lap Speed	
1	1:59.148	1:59.148	63.450	
2	3:31.297	1:32.149	82.041	
3	5:02.949	1:31.652	82.486	
4	6:34.163	1:31.214	82.882	
5	8:21.316	1:47.153	70.553	

6	222 Michael GAHAN			
SBKR		Behind	8.441	
Best Time	1:31.725	Best Speed	82.420	On 2 Gp
Lap	Elapsed Time	Lap Time	Lap Speed	
1	1:55.055	1:55.055	65.708	
2	3:26.780	1:31.725	82.420	
3	4:59.123	1:32.343	81.869	
4	6:30.963	1:31.840	82.317	
5	8:03.241	1:32.278	81.926	

7	78 Dean CAMPBELL			
SBKR		Behind	8.613	
Best Time	1:31.897	Best Speed	82.266	On 4 Gp
Lap	Elapsed Time	Lap Time	Lap Speed	
1	1:41.689	1:41.689	74.344	
2	3:13.677	1:31.988	82.185	
3	4:45.952	1:32.275	81.929	
4	6:17.849	1:31.897	82.266	
5	7:49.861	1:32.012	82.163	

8	139 Dermot CLEARY			
SBKR		Behind	8.673	
Best Time	1:31.957	Best Speed	82.212	On 4 Gp
Lap	Elapsed Time	Lap Time	Lap Speed	
1	1:53.791	1:53.791	66.438	
2	3:26.189	1:32.398	81.820	
3	4:58.651	1:32.462	81.763	
4	6:30.608	1:31.957	82.212	
5	8:05.411	1:34.803	79.744	



Qualifying Classification

Position

9	93 Paul CRANSTON	SBKR	Behind	8.761
Best Time	1:32.045	Best Speed	82.134	On 5 Gp
<i>Lap</i>	<i>Elapsed Time</i>	<i>Lap Time</i>	<i>Lap Speed</i>	
1	1:46.526	1:46.526	70.969	
2	3:19.799	1:33.273	81.052	
3	4:52.214	1:32.415	81.805	
4	6:24.795	1:32.581	81.658	
5	7:56.840	1:32.045	82.134	

10	75 Barry SHEEHAN	SBKR	Behind	9.083
Best Time	1:32.367	Best Speed	81.847	On 5 Gp
<i>Lap</i>	<i>Elapsed Time</i>	<i>Lap Time</i>	<i>Lap Speed</i>	
1	2:19.361	2:19.361	54.248	
2	3:55.344	1:35.983	78.764	
3	5:30.852	1:35.508	79.156	
4	7:04.922	1:34.070	80.366	
5	8:37.289	1:32.367	81.847	

11	321 Michael GILLAN	SBKR	Behind	10.391
Best Time	1:33.675	Best Speed	80.705	On 2 Gp
<i>Lap</i>	<i>Elapsed Time</i>	<i>Lap Time</i>	<i>Lap Speed</i>	
1	2:14.957	2:14.957	56.018	
2	3:48.632	1:33.675	80.705	
3	5:22.352	1:33.720	80.666	
4	6:57.661	1:35.309	79.321	
5	8:32.335	1:34.674	79.853	

12	361 Ryan WHITEHALL	SBKR	Behind	11.397
Best Time	1:34.681	Best Speed	79.847	On 5 Gp
<i>Lap</i>	<i>Elapsed Time</i>	<i>Lap Time</i>	<i>Lap Speed</i>	
1	2:08.057	2:08.057	59.036	
2	3:44.761	1:36.704	78.177	
3	5:21.158	1:36.397	78.426	
4	6:57.299	1:36.141	78.635	
5	8:31.980	1:34.681	79.847	

Qualifying Classification

Position

13	83 Andy McALLISTER	SBKR	Behind	12.455
Best Time	1:35.739	Best Speed	78.965	On 4 Gp
<i>Lap</i>	<i>Elapsed Time</i>	<i>Lap Time</i>	<i>Lap Speed</i>	
1	1:55.784	1:55.784	65.294	
2	3:33.316	1:37.532	77.513	
3	5:09.646	1:36.330	78.480	
4	6:45.385	1:35.739	78.965	
5	8:24.044	1:38.659	76.628	

14	92 Noel CARROLL	SBKR	Behind	13.143
Best Time	1:36.427	Best Speed	78.401	On 4 Gp
<i>Lap</i>	<i>Elapsed Time</i>	<i>Lap Time</i>	<i>Lap Speed</i>	
1	2:14.785	2:14.785	56.089	
2	3:53.546	1:38.761	76.548	
3	5:31.294	1:37.748	77.342	
4	7:07.721	1:36.427	78.401	
5	8:44.327	1:36.606	78.256	

CDE COOKSTOWN 100

SUPERBIKE


COMBINED QUALIFYING



Pos	Class	No	Name	-----Best Time / Qual Laps-----		Overall Best Time / Speed / Total Qual Laps
				Session A	Session B	
Qualifying Classification						
1	SBKR	82	Derek SHEILS	-----	1:23.284	1:23.284 90.774
2	SBKR	6	Michael DUNLOP	-----	1:24.102	1:24.102 89.891
3	SBKR	65	Michael SWEENEY	-----	1:24.393	1:24.393 89.581
4	SBKR	16	Mike BROWNE	1:24.459	-----	1:24.459 89.511
5	SBKR	24	Graham KENNEDY	1:28.547	-----	1:28.547 85.378
6	SBKR	23	Marcus SIMPSON	1:28.594	-----	1:28.594 85.333
7	SBKR	10	James CHAWKE	1:29.280	-----	1:29.280 84.677
8	SBKR	59	Darryl TWEED	1:29.478	-----	1:29.478 84.490
9	SBKR	224	Keelim RYAN	-----	1:30.360	1:30.360 83.665
10	SBKR	164	Stephen TOBIN	-----	1:31.214	1:31.214 82.882
11	SBKR	8	Darryl ANDERSON	1:31.589	-----	1:31.589 82.543
12	SBKR	222	Michael GAHAN	-----	1:31.725	1:31.725 82.420
13	SBKR	78	Dean CAMPBELL	-----	1:31.897	1:31.897 82.266
14	SBKR	139	Dermot CLEARY	-----	1:31.957	1:31.957 82.212
15	SBKR	93	Paul CRANSTON	-----	1:32.045	1:32.045 82.134
16	SBKR	75	Barry SHEEHAN	-----	1:32.367	1:32.367 81.847
17	SBKR	44	Liam CHAWKE	1:32.983	-----	1:32.983 81.305
18	SBKR	25	Matthew REES	1:33.273	-----	1:33.273 81.052
19	SBKR	321	Michael GILLAN	-----	1:33.675	1:33.675 80.705
20	SBKR	91	Julian TRUMMER	1:33.869	-----	1:33.869 80.538
21	SBKR	32	Martin MORRIS	1:34.103	-----	1:34.103 80.338
22	SBKR	43	Stephen DEGNAN	1:34.190	-----	1:34.190 80.263
23	SBKR	361	Ryan WHITEHALL	-----	1:34.681	1:34.681 79.847
24	SBKR	26	Dennis BOOTH	1:34.819	-----	1:34.819 79.731
25	SBKR	64	Stephen McKNIGHT	1:34.830	-----	1:34.830 79.722
26	SBKR	55	Donald MacFADYEN	1:34.859	-----	1:34.859 79.697
27	SBKR	83	Andy McALLISTER	-----	1:35.739	1:35.739 78.965
28	SBKR	92	Noel CARROLL	-----	1:36.427	1:36.427 78.401
29	SBKR	4	Andrew SELLARS	1:41.923	-----	1:41.923 74.174

Provisional result to be confirmed by the Stewards of the Meeting subject to completion of technical inspections & the time limit for protests

Page 1 / 1

Circuit	Orritor	Signed	 Chief Timekeeper	Organising Club	Cookstown & District MCC
Length(miles)	2.1000	Issued At:			
Weather	Sunny				
Track	Dry				

CDE COOKSTOWN 100

SUPERBIKE

Orritor 2.100 miles

R3 (Fri): Bill Eastwood Contracts Open B

21/04/2023 18:15

Race (9 Laps)

RACE 3 - FRIDAY - OPEN B

5	92 A	4 B	
4	64 A	55 B	83 C
3	361 A	26 B	
2	91 A	32 B	43 C
1	44 A	25 B	321 C

POLE POSITION

Promoted by Cookstown and District MCC

Orbits

Provisional result to be confirmed by the Stewards of the Meeting subject to the completion of technical inspections and the time limit for protests
MCUI (Ulster Centre) Timing @ www.elaps-timing.com



CDE COOKSTOWN 100

SUPERBIKE

Orritor 2.100 miles

R13: CDE Hire Cookstown 100 B

22/04/2023 15:30

Race (9 Laps)

RACE 13 - COOKSTOWN 100 B

5	4 A				
4	55 A	83 B		92 C	B
3	361 A	64 B			
2	91 A	32 B		43 C	
1	44 A	25 B		321 C	A

POLE POSITION



Promoted by Cookstown and District MCC
 Provisional result to be confirmed by the Stewards of the Meeting subject to the completion of technical inspections and the time limit for protests
 MCUI (Ulster Centre) Timing @ www.elaps-timing.com
 Printed: 21/04/2023 17:19:59

R. Agnew



Orbits

CDE COOKSTOWN 100

SUPERBIKE

R3 (Fri): Bill Eastwood Contracts Open B


Friday, 21 April 2023



Pos	Class	No	Name	Machine / Sponsor	Gp	Laps	Total Time	Behind	Speed	-----Best Lap-----		On
										Time	Speed	
Race Classification												
1	SBKR	321	Michael GILLAN	Yamaha 600	a	9	13:48.307		82.143	1:30.476	83.558	8
2	SBKR	361	Ryan WHITEHALL	Yamaha 600	a	9	13:56.497	8.190	81.339	1:30.817	83.244	9
3	SBKR	25	Matthew REES	Honda 600 - Wilson Craig Racing	a	9	13:59.402	11.095	81.058	1:31.914	82.251	6
4	SBKR	32	Martin MORRIS	BMW	a	9	14:00.239	11.932	80.977	1:31.479	82.642	9
5	SBKR	26	Dennis BOOTH	BMW	a	9	14:01.605	13.298	80.846	1:31.405	82.709	8
6	SBKR	64	Stephen McKNIGHT	BMW - McKnight Racing	b	9	14:03.346	15.039	80.679	1:32.406	81.813	4
7	SBKR	44	Liam CHAWKE	Suzuki	a	9	14:11.077	22.770	79.946	1:30.126	83.883	5
8	SBKR	43	Stephen DEGNAN	Kawasaki	a	9	14:18.284	29.977	79.274	1:33.861	80.545	7
9	SBKR	55	Donald MacFADYEN	Yamaha	b	9	14:20.497	32.190	79.071	1:32.935	81.347	8
10	SBKR	92	Noel CARROLL	Suzuki	b	9	14:20.715	32.408	79.051	1:34.202	80.253	4
11	SBKR	83	Andy McALLISTER	Suzuki 600 - Mac Racing	b	9	14:23.764	35.457	78.772	1:34.450	80.042	7
Fastest Lap												
	SBKR	44	Liam CHAWKE	Suzuki						1:30.126	83.883	5

Provisional result to be confirmed by the Stewards of the Meeting subject to completion of technical inspections & the time limit for protests

Page 1 / 1

Circuit	Orritor	Signed		Organising Club	Cookstown & District MCC
Length(miles)	2.1000		Chief Timekeeper	Race Started	18:13
Weather	Sunny	Issued At:	18:29	Gp Time Diff - b	9.46
Track	Dry				

CDE COOKSTOWN 100

SUPERBIKE

R3 (Fri): Bill Eastwood Contracts Open B

Friday, 21 April 2023

DETAILED RESULT



Race Classification

1 321 Michael GILLAN

Total Time **13:48.307** Avg Speed **82.143** Behind
Best Time **1:30.476** Best Speed **83.558** On **8** Gp **a**

Lap	Elapsed Time	Lap Time	Lap Speed
1	1:38.367	1:38.367	76.855
2	3:11.266	1:32.899	81.379
3	4:43.182	1:31.916	82.249
4	6:14.362	1:31.180	82.913
5	7:45.246	1:30.884	83.183
6	9:16.350	1:31.104	82.982
7	10:46.887	1:30.537	83.502
8	12:17.363	1:30.476	83.558
9	13:48.307	1:30.944	83.128

Race Classification

4 32 Martin MORRIS

Total Time **14:00.239** Avg Speed **80.977** Behind **11.932**
Best Time **1:31.479** Best Speed **82.642** On **9** Gp **a**

Lap	Elapsed Time	Lap Time	Lap Speed
1	1:42.483	1:42.483	73.768
2	3:16.560	1:34.077	80.360
3	4:49.030	1:32.470	81.756
4	6:21.144	1:32.114	82.072
5	7:52.970	1:31.826	82.330
6	9:25.577	1:32.607	81.635
7	10:57.099	1:31.522	82.603
8	12:28.760	1:31.661	82.478
9	14:00.239	1:31.479	82.642

2 361 Ryan WHITEHALL

Total Time **13:56.497** Avg Speed **81.339** Behind **8.190**
Best Time **1:30.817** Best Speed **83.244** On **9** Gp **a**

Lap	Elapsed Time	Lap Time	Lap Speed
1	1:40.205	1:40.205	75.445
2	3:13.337	1:33.132	81.175
3	4:45.911	1:32.574	81.664
4	6:18.323	1:32.412	81.808
5	7:50.405	1:32.082	82.101
6	9:22.042	1:31.637	82.499
7	10:54.195	1:32.153	82.037
8	12:25.680	1:31.485	82.636
9	13:56.497	1:30.817	83.244

5 26 Dennis BOOTH

Total Time **14:01.605** Avg Speed **80.846** Behind **13.298**
Best Time **1:31.405** Best Speed **82.709** On **8** Gp **a**

Lap	Elapsed Time	Lap Time	Lap Speed
1	1:42.935	1:42.935	73.444
2	3:17.136	1:34.201	80.254
3	4:49.921	1:32.785	81.479
4	6:22.084	1:32.163	82.029
5	7:54.073	1:31.989	82.184
6	9:26.476	1:32.403	81.816
7	10:58.158	1:31.682	82.459
8	12:29.563	1:31.405	82.709
9	14:01.605	1:32.042	82.136

3 25 Matthew REES

Total Time **13:59.402** Avg Speed **81.058** Behind **11.095**
Best Time **1:31.914** Best Speed **82.251** On **6** Gp **a**

Lap	Elapsed Time	Lap Time	Lap Speed
1	1:38.612	1:38.612	76.664
2	3:10.636	1:32.024	82.152
3	4:43.105	1:32.469	81.757
4	6:15.247	1:32.142	82.047
5	7:47.389	1:32.142	82.047
6	9:19.303	1:31.914	82.251
7	10:53.083	1:33.780	80.614
8	12:25.687	1:32.604	81.638
9	13:59.402	1:33.715	80.670

6 64 Stephen McKNIGHT

Total Time **14:03.346** Avg Speed **80.679** Behind **15.039**
Best Time **1:32.406** Best Speed **81.813** On **4** Gp **b**

Lap	Elapsed Time	Lap Time	Lap Speed
1	1:39.456	1:39.456	76.014
2	3:12.370	1:32.914	81.366
3	4:46.275	1:33.905	80.507
4	6:18.681	1:32.406	81.813
5	7:51.793	1:33.112	81.193
6	9:24.945	1:33.152	81.158
7	10:57.601	1:32.656	81.592
8	12:30.371	1:32.770	81.492
9	14:03.346	1:32.975	81.312

CDE COOKSTOWN 100

SUPERBIKE

R3 (Fri): Bill Eastwood Contracts Open B

Friday, 21 April 2023

DETAILED RESULT



Race Classification

7 44 Liam CHAWKE

Total Time **14:11.077** Avg Speed **79.946** Behind **22.770**
Best Time **1:30.126** Best Speed **83.883** On **5** Gp **a**

Lap	Elapsed Time	Lap Time	Lap Speed
1	1:39.134	1:39.134	76.260
2	3:11.732	1:32.598	81.643
3	4:43.910	1:32.178	82.015
4	6:15.475	1:31.565	82.564
5	7:45.601	1:30.126	83.883
6	9:30.925	1:45.324	71.779
7	11:02.859	1:31.934	82.233
8	12:36.725	1:33.866	80.540
9	14:11.077	1:34.352	80.125

Race Classification

10 92 Noel CARROLL

Total Time **14:20.715** Avg Speed **79.051** Behind **32.408**
Best Time **1:34.202** Best Speed **80.253** On **4** Gp **b**

Lap	Elapsed Time	Lap Time	Lap Speed
1	1:42.383	1:42.383	73.840
2	3:17.012	1:34.629	79.891
3	4:51.767	1:34.755	79.785
4	6:25.969	1:34.202	80.253
5	8:00.449	1:34.480	80.017
6	9:35.219	1:34.770	79.772
7	11:10.222	1:35.003	79.576
8	12:45.298	1:35.076	79.515
9	14:20.715	1:35.417	79.231

8 43 Stephen DEGNAN

Total Time **14:18.284** Avg Speed **79.274** Behind **29.977**
Best Time **1:33.861** Best Speed **80.545** On **7** Gp **a**

Lap	Elapsed Time	Lap Time	Lap Speed
1	1:42.396	1:42.396	73.831
2	3:18.083	1:35.687	79.008
3	4:52.945	1:34.862	79.695
4	6:27.296	1:34.351	80.126
5	8:01.254	1:33.958	80.461
6	9:36.328	1:35.074	79.517
7	11:10.189	1:33.861	80.545
8	12:44.306	1:34.117	80.326
9	14:18.284	1:33.978	80.444

11 83 Andy McALLISTER

Total Time **14:23.764** Avg Speed **78.772** Behind **35.457**
Best Time **1:34.450** Best Speed **80.042** On **7** Gp **b**

Lap	Elapsed Time	Lap Time	Lap Speed
1	1:44.200	1:44.200	72.553
2	3:19.238	1:35.038	79.547
3	4:54.405	1:35.167	79.439
4	6:29.626	1:35.221	79.394
5	8:04.526	1:34.900	79.663
6	9:39.053	1:34.527	79.977
7	11:13.503	1:34.450	80.042
8	12:48.736	1:35.233	79.384
9	14:23.764	1:35.028	79.555

9 55 Donald MacFADYEN

Total Time **14:20.497** Avg Speed **79.071** Behind **32.190**
Best Time **1:32.935** Best Speed **81.347** On **8** Gp **b**

Lap	Elapsed Time	Lap Time	Lap Speed
1	1:41.599	1:41.599	74.410
2	3:16.344	1:34.745	79.793
3	4:52.807	1:36.463	78.372
4	6:28.199	1:35.392	79.252
5	8:03.050	1:34.851	79.704
6	9:38.373	1:35.323	79.309
7	11:12.476	1:34.103	80.338
8	12:45.411	1:32.935	81.347
9	14:20.497	1:35.086	79.507

CDE COOKSTOWN 100

SUPERBIKE

R3 (Fri): Bill Eastwood Contracts Open B

LAP CHART

**1**

No	Name	Gp	Time of Day	Lap Time
321	Michael GILLAN	a	18:15:13.616	1:38.367
25	Matthew REES	a	18:15:13.861	1:38.612
44	Liam CHAWKE	a	18:15:14.383	1:39.134
64	Stephen McKNIGHT	b	18:15:14.705	1:39.456
361	Ryan WHITEHALL	a	18:15:15.454	1:40.205
55	Donald MacFADYEN	b	18:15:16.848	1:41.599
92	Noel CARROLL	b	18:15:17.632	1:42.383
43	Stephen DEGNAN	a	18:15:17.645	1:42.396
32	Martin MORRIS	a	18:15:17.732	1:42.483
26	Dennis BOOTH	a	18:15:18.184	1:42.935
83	Andy McALLISTER	b	18:15:19.449	1:44.200

2

No	Name	Gp	Time of Day	Lap Time
25	Matthew REES	a	18:16:45.885	1:32.024
321	Michael GILLAN	a	18:16:46.515	1:32.899
44	Liam CHAWKE	a	18:16:46.981	1:32.598
64	Stephen McKNIGHT	b	18:16:47.619	1:32.914
361	Ryan WHITEHALL	a	18:16:48.586	1:33.132
55	Donald MacFADYEN	b	18:16:51.593	1:34.745
32	Martin MORRIS	a	18:16:51.809	1:34.077
92	Noel CARROLL	b	18:16:52.261	1:34.629
26	Dennis BOOTH	a	18:16:52.385	1:34.201
43	Stephen DEGNAN	a	18:16:53.332	1:35.687
83	Andy McALLISTER	b	18:16:54.487	1:35.038

3

No	Name	Gp	Time of Day	Lap Time
25	Matthew REES	a	18:18:18.354	1:32.469
321	Michael GILLAN	a	18:18:18.431	1:31.916
44	Liam CHAWKE	a	18:18:19.159	1:32.178
361	Ryan WHITEHALL	a	18:18:21.160	1:32.574
64	Stephen McKNIGHT	b	18:18:21.524	1:33.905
32	Martin MORRIS	a	18:18:24.279	1:32.470
26	Dennis BOOTH	a	18:18:25.170	1:32.785
92	Noel CARROLL	b	18:18:27.016	1:34.755
55	Donald MacFADYEN	b	18:18:28.056	1:36.463
43	Stephen DEGNAN	a	18:18:28.194	1:34.862
83	Andy McALLISTER	b	18:18:29.654	1:35.167

4

No	Name	Gp	Time of Day	Lap Time
321	Michael GILLAN	a	18:19:49.611	1:31.180
25	Matthew REES	a	18:19:50.496	1:32.142
44	Liam CHAWKE	a	18:19:50.724	1:31.565
361	Ryan WHITEHALL	a	18:19:53.572	1:32.412
64	Stephen McKNIGHT	b	18:19:53.930	1:32.406
32	Martin MORRIS	a	18:19:56.393	1:32.114
26	Dennis BOOTH	a	18:19:57.333	1:32.163
92	Noel CARROLL	b	18:20:01.218	1:34.202
43	Stephen DEGNAN	a	18:20:02.545	1:34.351
55	Donald MacFADYEN	b	18:20:03.448	1:35.392
83	Andy McALLISTER	b	18:20:04.875	1:35.221

5

No	Name	Gp	Time of Day	Lap Time
321	Michael GILLAN	a	18:21:20.495	1:30.884
44	Liam CHAWKE	a	18:21:20.850	1:30.126
25	Matthew REES	a	18:21:22.638	1:32.142
361	Ryan WHITEHALL	a	18:21:25.654	1:32.082
64	Stephen McKNIGHT	b	18:21:27.042	1:33.112
32	Martin MORRIS	a	18:21:28.219	1:31.826
26	Dennis BOOTH	a	18:21:29.322	1:31.989
92	Noel CARROLL	b	18:21:35.698	1:34.480
43	Stephen DEGNAN	a	18:21:36.503	1:33.958
55	Donald MacFADYEN	b	18:21:38.299	1:34.851
83	Andy McALLISTER	b	18:21:39.775	1:34.900

6

No	Name	Gp	Time of Day	Lap Time
321	Michael GILLAN	a	18:22:51.599	1:31.104
25	Matthew REES	a	18:22:54.552	1:31.914
361	Ryan WHITEHALL	a	18:22:57.291	1:31.637
64	Stephen McKNIGHT	b	18:23:00.194	1:33.152
32	Martin MORRIS	a	18:23:00.826	1:32.607
26	Dennis BOOTH	a	18:23:01.725	1:32.403
44	Liam CHAWKE	a	18:23:06.174	1:45.324
92	Noel CARROLL	b	18:23:10.468	1:34.770
43	Stephen DEGNAN	a	18:23:11.577	1:35.074
55	Donald MacFADYEN	b	18:23:13.622	1:35.323
83	Andy McALLISTER	b	18:23:14.302	1:34.527

7

No	Name	Gp	Time of Day	Lap Time
321	Michael GILLAN	a	18:24:22.136	1:30.537
25	Matthew REES	a	18:24:28.332	1:33.780
361	Ryan WHITEHALL	a	18:24:29.444	1:32.153
32	Martin MORRIS	a	18:24:32.348	1:31.522
64	Stephen McKNIGHT	b	18:24:32.850	1:32.656
26	Dennis BOOTH	a	18:24:33.407	1:31.682
44	Liam CHAWKE	a	18:24:38.108	1:31.934
43	Stephen DEGNAN	a	18:24:45.438	1:33.861
92	Noel CARROLL	b	18:24:45.471	1:35.003
55	Donald MacFADYEN	b	18:24:47.725	1:34.103
83	Andy McALLISTER	b	18:24:48.752	1:34.450

8

No	Name	Gp	Time of Day	Lap Time
321	Michael GILLAN	a	18:25:52.612	1:30.476
361	Ryan WHITEHALL	a	18:26:00.929	1:31.485
25	Matthew REES	a	18:26:00.936	1:32.604
32	Martin MORRIS	a	18:26:04.009	1:31.661
26	Dennis BOOTH	a	18:26:04.812	1:31.405
64	Stephen McKNIGHT	b	18:26:05.620	1:32.770
44	Liam CHAWKE	a	18:26:11.974	1:33.866
43	Stephen DEGNAN	a	18:26:19.555	1:34.117
92	Noel CARROLL	b	18:26:20.547	1:35.076
55	Donald MacFADYEN	b	18:26:20.660	1:32.935
83	Andy McALLISTER	b	18:26:23.985	1:35.233

9

No	Name	Gp	Time of Day	Lap Time
321	Michael GILLAN	a	18:27:23.556	1:30.944
361	Ryan WHITEHALL	a	18:27:31.746	1:30.817
25	Matthew REES	a	18:27:34.651	1:33.715
32	Martin MORRIS	a	18:27:35.488	1:31.479
26	Dennis BOOTH	a	18:27:36.854	1:32.042
64	Stephen McKNIGHT	b	18:27:38.595	1:32.975
44	Liam CHAWKE	a	18:27:46.326	1:34.352
43	Stephen DEGNAN	a	18:27:53.533	1:33.978
55	Donald MacFADYEN	b	18:27:55.746	1:35.086
92	Noel CARROLL	b	18:27:55.964	1:35.417
83	Andy McALLISTER	b	18:27:59.013	1:35.028