

CDE



Friday 21st & Saturday 22nd April 2023

promoted by Cookstown & District MCC
cookstown100.org



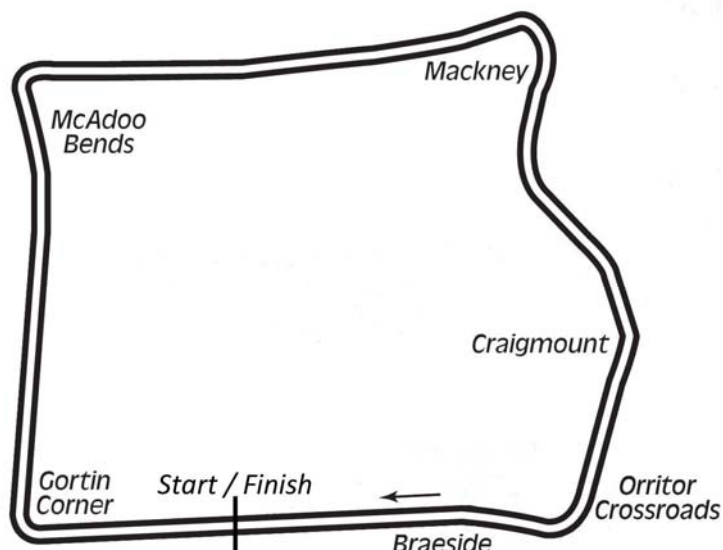
MOTO 3 (125cc GP)
&
SUPERSPORT 300



Comhairle Ceantair
Lár Uladh
Mid Ulster
District Council



Orritor Circuit 2.1 miles



LAP RECORDS at the start of the meeting

Class	Rider	Machine	m s	mph	Year
125cc	William Dunlop	Honda	1 34.755	79.785	2010
Moto 3	Derek McGee	Honda 250	1 33.802	80.595	2018
Supersport 300	Darryl Tweed	Kawasaki 300	1 43.173	73.275	2022
250cc	William Dunlop	Honda	1 29.658	84.320	2009
Moto 450	Ryan Farquhar	Kawasaki	1 35.432	79.219	2012
Lightweight Supersport	Darryl Tweed	Kawasaki 400	1 34.604	79.912	2016
Supermono	Jay Bellers-Smith	KTM 732	1 35.509	79.155	2022
Supertwin	Adam McLean	Kawasaki	1 28.023	85.887	2020
Supersport	Adam McLean	Kawasaki	1 24.442	89.529	2021
Superbike	Michael Dunlop	Honda	1 22.641	91.480	2013
Senior Support	Gary Robinson	Yamaha 600	1 29.956	84.041	2007
Junior Support	Joseph Loughlin	Kawasaki 650	1 30.965	83.109	2017
Classic 1000cc	Andy Hornby	RPS Triumph 750	1 38.605	76.670	2022
Classic 500cc	Neill McWhirter	Norton	1 41.491	74.489	2010
Classic 350cc	Paul Coward	Honda	1 43.421	73.099	2004
Classic 250cc	Geoff McMullan	Suzuki	1 47.294	70.461	2006
Classic GP	Gareth Keys	Yamaha 350	1 41.580	74.424	2019
Post-Classic Twinshock	Anthony McColgan	Bimota 750	1 37.178	77.795	2016

MOST WINS AT COOKSTOWN 100

Ryan Farquhar	26	1996 - 12	(400-1, 450-2, STWN-4, SSP-5, SBK-13, Junior Support-1)
Barry Davidson	21	2007 - 22	(SS300-3, 250-1, Classic 350-10, Classic 500-7)
Ray McCullough	14	1967 - 79	(250-8, 350-3, 500-3)
William Dunlop	14	2006 - 17	(125-3, 250-5, SSP-5, SBK B-1)
Richard Ford	14	2008 - 22	(Classic 250-3, Classic 250 B-1, Classic 1000-7, Post-Classic-1, Junior Support B-2)
Joey Dunlop	11	1977 - 98	(125-1, 250-4, 350-2, 500-2, SSP-1, SBK-1)
Robert Dunlop	11	1985 - 08	(125-7, 250-1, 250 B-1, 350-1, SBK-1)
Phillip McCallen	10	1987 - 96	(250-3, 350-1, SSP-2, SBK-4)
Michael Dunlop	10	2006 - 18	(125-1, 250-1, STWN-3, SSP-2, SBK-2, Junior Support-1)
Derek Sheils	9	2014 - 20	(SSP-1, SBK-8)

MOST WINS AT ALL IRISH ROAD RACE MEETINGS (after Armoy Road Race 2022)

Ryan Farquhar	211	1995-16
Joey Dunlop	156	1971-00
Robert Dunlop	135	1980-08
William Dunlop	119	2005-17
Michael Dunlop	112	2006-22
Ray McCullough	109	1960-82
Phillip McCallen	109	1987-99
Barry Davidson	99	1998-22
Brian Reid	78	1980-94
Darran Lindsay	74	1999-06

CDE COOKSTOWN 100

MOTO 3 (125cc GP) / SUPERSPORT 300

Q8: Qualifying

Friday, 21 April 2023



Moto 3 (125cc GP)


Pos	Class	No	Name	Machine / Sponsor	Time	Best Lap		On	Total Laps
						Behind	Speed		
Qualifying Classification									
1	M3	16	Mike BROWNE	Honda 250 - Burrows by RK Racing	1:37.158		77.811	5	5
2	M3	86	Nigel MOORE	Honda 250	1:41.301	4.143	74.629	5	5
3	M3	122	Chris MEYER	Honda 125	1:44.785	7.627	72.148	5	5
4	M3	29	Gary JORDAN	Honda 125	1:46.123	8.965	71.238	5	5
5	M3	49	Malcolm LOVE	Honda 250 - CB Racing	1:46.556	9.398	70.949	2	5
6	M3	14	Jack SANDS	Honda 125	1:46.824	9.666	70.771	5	5
7	M3	83	Gareth ARNOLD	Honda 125	1:48.531	11.373	69.658	5	5
8	M3	6	Kyle PARKES	Honda 125	1:48.917	11.759	69.411	5	3
9	M3	34	Sean LEONARD	Honda 125 - Mago Racing	1:56.728	19.570	64.766	4	4

Supersport 300

Pos	Class	No	Name	Machine / Sponsor	Time	Best Lap		On	Total Laps
						Behind	Speed		
Qualifying Classification									
1	SS300	40	Barry DAVIDSON	Honda 300 - Trison McMullan Racing	1:44.469		72.366	4	5
2	SS300	46	Mark JOHNSON	Kawasaki 300 - Woolsey Concrete	1:47.801	3.332	70.129	5	5
3	SS300	105	Darren DUNCAN	KTM 390 - Bike Move Motorcycle Finance	1:49.212	4.743	69.223	4	5
4	SS300	17	Linton IRWIN	Kawasaki 300	1:51.847	7.378	67.592	4	5
5	SS300	82	Paul HANRATTY	Kawasaki 400	1:53.154	8.685	66.812	4	5
6	SS300	5	R J WOOLSEY	Yamaha 300	1:53.965	9.496	66.336	3	5

Provisional result to be confirmed by the Stewards of the Meeting subject to completion of technical inspections & the time limit for protests

Page 1 / 1

Circuit	Orritor	Signed		Organising Club	Cookstown & District MCC
Length(miles)	2.1000		Chief Timekeeper	Qualifying Started	14:29
Weather	Sunny	Issued At:	14:44		
Track	Dry				



Qualifying Classification

Position

1 **16 Mike BROWNE**

M3 Behind **4.143**

Best Time **1:37.158** Best Speed **77.811** On **5** Gp

Lap	Elapsed Time	Lap Time	Lap Speed
1	14:31:38.243	1:59.761	63.126
2	14:33:16.778	1:38.535	76.724
3	14:34:57.020	1:40.242	75.417
4	14:36:34.605	1:37.585	77.471
5	14:38:11.763	1:37.158	77.811

2 **86 Nigel MOORE**

M3 Behind **4.143**

Best Time **1:41.301** Best Speed **74.629** On **5** Gp

Lap	Elapsed Time	Lap Time	Lap Speed
1	14:31:53.995	2:15.513	55.788
2	14:33:37.860	1:43.865	72.787
3	14:35:20.661	1:42.801	73.540
4	14:37:02.900	1:42.239	73.944
5	14:38:44.201	1:41.301	74.629

3 **122 Chris MEYER**

M3 Behind **7.627**

Best Time **1:44.785** Best Speed **72.148** On **5** Gp

Lap	Elapsed Time	Lap Time	Lap Speed
1	14:32:02.270	2:23.788	52.577
2	14:33:49.452	1:47.182	70.534
3	14:35:37.192	1:47.740	70.169
4	14:37:23.124	1:45.932	71.367
5	14:39:07.909	1:44.785	72.148

4 **29 Gary JORDAN**

M3 Behind **8.965**

Best Time **1:46.123** Best Speed **71.238** On **5** Gp

Lap	Elapsed Time	Lap Time	Lap Speed
1	14:32:17.543	2:39.061	47.529
2	14:34:08.055	1:50.512	68.409
3	14:35:55.122	1:47.067	70.610
4	14:37:43.820	1:48.698	69.550
5	14:39:29.943	1:46.123	71.238

Qualifying Classification

Position

5 **49 Malcolm LOVE**

M3 Behind **9.398**

Best Time **1:46.556** Best Speed **70.949** On **2** Gp

Lap	Elapsed Time	Lap Time	Lap Speed
1	14:31:40.699	2:02.217	61.857
2	14:33:27.255	1:46.556	70.949
3	14:35:15.235	1:47.980	70.013
4	14:37:02.719	1:47.484	70.336
5	14:38:50.051	1:47.332	70.436

6 **14 Jack SANDS**

M3 Behind **9.666**

Best Time **1:46.824** Best Speed **70.771** On **5** Gp

Lap	Elapsed Time	Lap Time	Lap Speed
1	14:31:40.141	2:01.659	62.141
2	14:33:31.046	1:50.905	68.166
3	14:35:19.279	1:48.233	69.849
4	14:37:07.169	1:47.890	70.071
5	14:38:53.993	1:46.824	70.771

7 **83 Gareth ARNOLD**

M3 Behind **11.373**

Best Time **1:48.531** Best Speed **69.658** On **5** Gp

Lap	Elapsed Time	Lap Time	Lap Speed
1	14:31:48.330	2:09.848	58.222
2	14:33:39.879	1:51.549	67.773
3	14:35:29.723	1:49.844	68.825
4	14:37:19.885	1:50.162	68.626
5	14:39:08.416	1:48.531	69.658

8 **6 Kyle PARKES**

M3 Behind **11.759**

Best Time **1:48.917** Best Speed **69.411** On **5** Gp

Lap	Elapsed Time	Lap Time	Lap Speed
1	14:32:30.979	2:52.497	43.827
2	14:34:27.299	1:56.320	64.993
3	14:36:19.639	1:52.340	67.296

9 **34 Sean LEONARD**

M3 Behind **19.570**

Best Time **1:56.728** Best Speed **64.766** On **4** Gp

Lap	Elapsed Time	Lap Time	Lap Speed
1	14:32:37.507	2:59.025	42.229
2	14:34:41.450	2:03.943	60.996
3	14:36:42.414	2:00.964	62.498
4	14:38:39.142	1:56.728	64.766



CDE COOKSTOWN 100

MOTO 3 (125cc GP) / SUPERSPORT 300

Q8: Qualifying

Friday, 21 April 2023

DETAILED RESULT



Qualifying Classification

Position

1 40 Barry DAVIDSON

SS300 Behind

Best Time **1:44.469** Best Speed **72.366** On **4** Gp

Lap	Elapsed Time	Lap Time	Lap Speed
1	14:31:38.735	2:00.253	62.867
2	14:33:24.231	1:45.496	71.661
3	14:35:09.073	1:44.842	72.109
4	14:36:53.542	1:44.469	72.366
5	14:38:38.273	1:44.731	72.185

2 46 Mark JOHNSON

SS300 Behind **3.332**

Best Time **1:47.801** Best Speed **70.129** On **5** Gp

Lap	Elapsed Time	Lap Time	Lap Speed
1	14:31:52.548	2:14.066	56.390
2	14:33:41.250	1:48.702	69.548
3	14:35:30.097	1:48.847	69.455
4	14:37:18.905	1:48.808	69.480
5	14:39:06.706	1:47.801	70.129

3 105 Darren DUNCAN

SS300 Behind **4.743**

Best Time **1:49.212** Best Speed **69.223** On **4** Gp

Lap	Elapsed Time	Lap Time	Lap Speed
1	14:31:54.443	2:15.961	55.604
2	14:33:47.710	1:53.267	66.745
3	14:35:37.138	1:49.428	69.087
4	14:37:26.350	1:49.212	69.223
5	14:39:16.883	1:50.533	68.396

4 17 Linton IRWIN

SS300 Behind **7.378**

Best Time **1:51.847** Best Speed **67.592** On **4** Gp

Lap	Elapsed Time	Lap Time	Lap Speed
1	14:32:07.421	2:28.939	50.759
2	14:34:01.497	1:54.076	66.272
3	14:35:53.582	1:52.085	67.449
4	14:37:45.429	1:51.847	67.592
5	14:39:39.280	1:53.851	66.403

Qualifying Classification

Position

5 82 Paul HANRATTY

SS300 Behind **8.685**

Best Time **1:53.154** Best Speed **66.812** On **4** Gp

Lap	Elapsed Time	Lap Time	Lap Speed
1	14:32:02.346	2:23.864	52.550
2	14:33:57.013	1:54.667	65.930
3	14:35:51.732	1:54.719	65.900
4	14:37:44.886	1:53.154	66.812
5	14:39:38.939	1:54.053	66.285

6 5 R J WOOLSEY

SS300 Behind **9.496**

Best Time **1:53.965** Best Speed **66.336** On **3** Gp

Lap	Elapsed Time	Lap Time	Lap Speed
1	14:31:52.427	2:13.945	56.441
2	14:33:47.386	1:54.959	65.763
3	14:35:41.351	1:53.965	66.336
4	14:37:36.138	1:54.787	65.861
5	14:39:31.086	1:54.948	65.769

CDE COOKSTOWN 100

MOTO 3 (125cc GP) / SUPERSPORT 300

Orritor 2.100 miles

R2: Keylite Lintels/Loughran Commercials Moto 3/Supersport 300

22/04/2023 10:55

Race (9 Laps)

RACE 2 - MOTO 3 / SUPERSPORT 300

6	88 A	82 B	
5	17 A	5 B	34 C
4	83 A	6 B	105 C
3	14 A	46 B	
2	122 A	29 B	49 C
1	16 A	86 B	40 C

POLE POSITION

Promoted by Cookstown and District MCC

Orbits

Provisional result to be confirmed by the Stewards of the Meeting subject to the completion of technical inspections and the time limit for protests
MCUI (Ulster Centre) Timing @ www.elaps-timing.com



CDE COOKSTOWN 100

MOTO 3 (125cc GP) / SUPERSPORT 300

R2: Keystone Lintels/Loughran Commercials Moto 3/Supersport 300

Saturday, 22 April 2023



Moto 3 (125cc GP)

Pos	Class	No	Name	Machine / Sponsor	Gp	Laps	Total Time	Behind	Speed	-----Best Lap-----		
										Time	Speed	On
Race Classification												
1	M3	16	Mike BROWNE	Honda 250 - Burrows by RK Racing	a	8	14:27.406		69.725	1:44.906	72.065	7
2	M3	86	Nigel MOORE	Honda 250	a	8	14:33.588	6.182	69.232	1:46.629	70.900	7
3	M3	29	Gary JORDAN	Honda 125	a	8	15:11.838	44.432	66.328	1:52.058	67.465	5
4	M3	83	Gareth ARNOLD	Honda 125	b	8	15:17.989	50.583	65.883	1:53.178	66.797	4
5	M3	14	Jack SANDS	Honda 125	a	8	15:48.883	1:21.477	63.738	1:55.463	65.476	8
6	M3	6	Kyle PARKES	Honda 125	b	8	15:54.602	1:27.196	63.356	1:55.602	65.397	5
7	M3	34	Sean LEONARD	Honda 125 - Mago Racing	b	7	14:22.745	1 Lap	61.339	1:59.246	63.398	6

Fastest Lap

M3	16	Mike BROWNE	Honda 250 - Burrows by RK Racing	1:44.906	72.065	7
----	----	-------------	----------------------------------	----------	--------	---

Not Classified

DNF	M3	122	Chris MEYER	Honda 125	a	3	6:01.790		62.688	1:57.407	64.391	3
DNF	M3	49	Malcolm LOVE	Honda 250 - CB Racing	a	3	6:03.171		62.450	1:59.102	63.475	2

Supersport 300

Pos	Class	No	Name	Machine / Sponsor	Gp	Laps	Total Time	Behind	Speed	-----Best Lap-----		
										Time	Speed	On
Race Classification												
1	SS300	40	Barry DAVIDSON	Honda 300 - Trison McMullan Racing	a	8	15:09.026		66.533	1:50.846	68.203	7
2	SS300	5	R J WOOLSEY	Yamaha 300	b	7	14:15.003	1 Lap	61.895	1:58.105	64.011	6
3	SS300	17	Linton IRWIN	Kawasaki 300	b	7	14:15.024	0.021	61.893	1:59.604	63.209	6
4	SS300	46	Mark JOHNSON	Kawasaki 300 - Woolsey Concrete	a	7	14:27.917	12.914	60.974	2:00.760	62.604	2


Fastest Lap

SS300	40	Barry DAVIDSON	Honda 300 - Trison McMullan Racing	1:50.846	68.203	7
-------	----	----------------	------------------------------------	----------	--------	---

Not Classified

DNF	SS300	105	Darren DUNCAN	KTM 390 - Bike Move Motorcycle Finance	b	6	12:04.775		62.585	1:54.078	66.270	5
------------	-------	-----	---------------	--	---	---	-----------	--	--------	----------	--------	---

Provisional result to be confirmed by the Stewards of the Meeting subject to completion of technical inspections & the time limit for protests

Circuit	Orritor	Signed		Organising Club	Cookstown & District MCC
Length(miles)	2.1000	Chief Timekeeper		Race Started	11:05
Weather	Rain	Issued At:	11:23	Gp Time Diff - b	13.28
Track	Wet				

DETAILED RESULT



Moto 3 (125cc GP)

Race Classification

1 **16 Mike BROWNE**

Total Time **14:27.406** Avg Speed **69.725** Behind
 Best Time **1:44.906** Best Speed **72.065** On **7** Gp **a**

Lap	Elapsed Time	Lap Time	Lap Speed
1	1:59.210	1:59.210	63.417
2	3:46.729	1:47.519	70.313
3	5:33.896	1:47.167	70.544
4	7:20.287	1:46.391	71.059
5	9:05.902	1:45.615	71.581
6	10:50.968	1:45.066	71.955
7	12:35.874	1:44.906	72.065
8	14:27.406	1:51.532	67.783

2 **86 Nigel MOORE**

Total Time **14:33.588** Avg Speed **69.232** Behind **6.182**
 Best Time **1:46.629** Best Speed **70.900** On **7** Gp **a**

Lap	Elapsed Time	Lap Time	Lap Speed
1	1:58.157	1:58.157	63.983
2	3:46.482	1:48.325	69.790
3	5:33.816	1:47.334	70.434
4	7:21.183	1:47.367	70.413
5	9:08.219	1:47.036	70.630
6	10:55.082	1:46.863	70.745
7	12:41.711	1:46.629	70.900
8	14:33.588	1:51.877	67.574

3 **29 Gary JORDAN**

Total Time **15:11.838** Avg Speed **66.328** Behind **44.432**
 Best Time **1:52.058** Best Speed **67.465** On **5** Gp **a**

Lap	Elapsed Time	Lap Time	Lap Speed
1	1:59.232	1:59.232	63.406
2	3:52.601	1:53.369	66.685
3	5:46.289	1:53.688	66.498
4	7:39.961	1:53.672	66.507
5	9:32.019	1:52.058	67.465
6	11:25.577	1:53.558	66.574
7	13:18.323	1:52.746	67.053
8	15:11.838	1:53.515	66.599

Moto 3 (125cc GP)

Race Classification

4 **83 Gareth ARNOLD**

Total Time **15:17.989** Avg Speed **65.883** Behind **50.583**
 Best Time **1:53.178** Best Speed **66.797** On **4** Gp **b**

Lap	Elapsed Time	Lap Time	Lap Speed
1	2:02.131	2:02.131	61.901
2	3:56.291	1:54.160	66.223
3	5:50.336	1:54.045	66.290
4	7:43.514	1:53.178	66.797
5	9:36.933	1:53.419	66.655
6	11:30.574	1:53.641	66.525
7	13:24.251	1:53.677	66.504
8	15:17.989	1:53.738	66.469

5 **14 Jack SANDS**

Total Time **15:48.883** Avg Speed **63.738** Behind **1:21.477**
 Best Time **1:55.463** Best Speed **65.476** On **8** Gp **a**

Lap	Elapsed Time	Lap Time	Lap Speed
1	2:05.417	2:05.417	60.279
2	4:04.899	1:59.482	63.273
3	6:04.058	1:59.159	63.445
4	8:03.827	1:59.769	63.122
5	10:00.143	1:56.316	64.995
6	11:56.915	1:56.772	64.742
7	13:53.420	1:56.505	64.890
8	15:48.883	1:55.463	65.476

6 **6 Kyle PARKES**

Total Time **15:54.602** Avg Speed **63.356** Behind **1:27.196**
 Best Time **1:55.602** Best Speed **65.397** On **5** Gp **b**

Lap	Elapsed Time	Lap Time	Lap Speed
1	2:08.381	2:08.381	58.887
2	4:06.371	1:57.990	64.073
3	6:03.097	1:56.726	64.767
4	8:02.423	1:59.326	63.356
5	9:58.025	1:55.602	65.397
6	11:55.310	1:57.285	64.458
7	13:55.050	1:59.740	63.137
8	15:54.602	1:59.552	63.236



CDE COOKSTOWN 100

MOTO 3 (125cc GP) / SUPERSPORT 300

R2: Keystone Lintels/Loughran Commercials Moto 3/Supersport 300

Saturday, 22 April 2023

DETAILED RESULT



Moto 3 (125cc GP)

Race Classification

7 34 Sean LEONARD

Total Time **14:22.745** Avg Speed **61.339** Behind **1** Lap

Best Time **1:59.246** Best Speed **63.398** On **6** Gp **b**

Lap	Elapsed Time	Lap Time	Lap Speed
1	2:15.129	2:15.129	55.947
2	4:17.885	2:02.756	61.586
3	6:20.236	2:02.351	61.789
4	8:20.164	1:59.928	63.038
5	10:20.872	2:00.708	62.630
6	12:20.118	1:59.246	63.398
7	14:22.745	2:02.627	61.650

Not Classified

DNF 122 Chris MEYER

Total Time **6:01.790** Avg Speed **62.688** Behind

Best Time **1:57.407** Best Speed **64.391** On **3** Gp **a**

Lap	Elapsed Time	Lap Time	Lap Speed
1	2:06.741	2:06.741	59.649
2	4:04.383	1:57.642	64.263
3	6:01.790	1:57.407	64.391

DNF 49 Malcolm LOVE

Total Time **6:03.171** Avg Speed **62.450** Behind

Best Time **1:59.102** Best Speed **63.475** On **2** Gp **a**

Lap	Elapsed Time	Lap Time	Lap Speed
1	2:04.831	2:04.831	60.562
2	4:03.933	1:59.102	63.475
3	6:03.171	1:59.238	63.403

DETAILED RESULT



Supersport 300

Race Classification

1 40 Barry DAVIDSON

Total Time **15:09.026** Avg Speed **66.533** Behind
 Best Time **1:50.846** Best Speed **68.203** On 7 Gp a

Lap	Elapsed Time	Lap Time	Lap Speed
1	2:02.029	2:02.029	61.952
2	3:55.210	1:53.181	66.796
3	5:47.951	1:52.741	67.056
4	7:40.423	1:52.472	67.217
5	9:32.485	1:52.062	67.463
6	11:25.083	1:52.598	67.142
7	13:15.929	1:50.846	68.203
8	15:09.026	1:53.097	66.845

2 5R J WOOLSEY

Total Time **14:15.003** Avg Speed **61.895** Behind **1 Lap**
 Best Time **1:58.105** Best Speed **64.011** On 6 Gp b

Lap	Elapsed Time	Lap Time	Lap Speed
1	2:12.309	2:12.309	57.139
2	4:12.876	2:00.567	62.704
3	6:14.735	2:01.859	62.039
4	8:16.153	2:01.418	62.264
5	10:14.753	1:58.600	63.744
6	12:12.858	1:58.105	64.011
7	14:15.003	2:02.145	61.894

3 17 Linton IRWIN

Total Time **14:15.024** Avg Speed **61.893** Behind **0.021**
 Best Time **1:59.604** Best Speed **63.209** On 6 Gp b

Lap	Elapsed Time	Lap Time	Lap Speed
1	2:10.850	2:10.850	57.776
2	4:11.821	2:00.971	62.494
3	6:13.884	2:02.063	61.935
4	8:14.365	2:00.481	62.748
5	10:14.035	1:59.670	63.174
6	12:13.639	1:59.604	63.209
7	14:15.024	2:01.385	62.281

Supersport 300

Race Classification

4 46 Mark JOHNSON

Total Time **14:27.917** Avg Speed **60.974** Behind **12.914**
 Best Time **2:00.760** Best Speed **62.604** On 2 Gp a

Lap	Elapsed Time	Lap Time	Lap Speed
1	2:10.822	2:10.822	57.788
2	4:11.582	2:00.760	62.604
3	6:13.538	2:01.956	61.990
4	8:15.739	2:02.201	61.865
5	10:18.572	2:02.833	61.547
6	12:21.846	2:03.274	61.327
7	14:27.917	2:06.071	59.966

Not Classified

DNF 105 Darren DUNCAN

Total Time **12:04.775** Avg Speed **62.585** Behind
 Best Time **1:54.078** Best Speed **66.270** On 5 Gp b

Lap	Elapsed Time	Lap Time	Lap Speed
1	2:25.330	2:25.330	52.020
2	4:22.691	1:57.361	64.417
3	6:19.154	1:56.463	64.913
4	8:15.006	1:55.852	65.256
5	10:09.084	1:54.078	66.270
6	12:04.775	1:55.691	65.346



LAP CHART

1					3					6				
No	Name	Gp	Time of Day	Lap Time	No	Name	Gp	Time of Day	Lap Time	No	Name	Gp	Time of Day	Lap Time
86	Nigel MOORE	a	11:07:31.222	1:58.157	86	Nigel MOORE	a	11:11:06.881	1:47.334	16	Mike BROWNE	a	11:16:24.033	1:45.066
16	Mike BROWNE	a	11:07:32.275	1:59.210	16	Mike BROWNE	a	11:11:06.961	1:47.167	86	Nigel MOORE	a	11:16:28.147	1:46.863
29	Gary JORDAN	a	11:07:32.297	1:59.232	29	Gary JORDAN	a	11:11:19.354	1:53.688	40	Barry DAVIDSON	a	11:16:58.148	1:52.598
40	Barry DAVIDSON	a	11:07:35.094	2:02.029	40	Barry DAVIDSON	a	11:11:21.016	1:52.741	29	Gary JORDAN	a	11:16:58.642	1:53.558
49	Malcolm LOVE	a	11:07:37.896	2:04.831	122	Chris MEYER	a	11:11:34.855	1:57.407	83	Gareth ARNOLD	b	11:17:16.919	1:53.641
14	Jack SANDS	a	11:07:38.482	2:05.417	49	Malcolm LOVE	a	11:11:36.236	1:59.238	14	Jack SANDS	a	11:17:29.980	1:56.772
122	Chris MEYER	a	11:07:39.806	2:06.741	83	Gareth ARNOLD	b	11:11:36.681	1:54.045	6	Kyle PARKES	b	11:17:41.655	1:57.285
46	Mark JOHNSON	a	11:07:43.887	2:10.822	14	Jack SANDS	a	11:11:37.123	1:59.159	105	Darren DUNCAN	b	11:17:51.120	1:55.691
83	Gareth ARNOLD	b	11:07:48.476	2:02.131	46	Mark JOHNSON	a	11:11:46.603	2:01.956	46	Mark JOHNSON	a	11:17:54.911	2:03.274
6	Kyle PARKES	b	11:07:54.726	2:08.381	6	Kyle PARKES	b	11:11:49.442	1:56.726	5	R J WOOLSEY	b	11:17:59.203	1:58.105
17	Linton IRWIN	b	11:07:57.195	2:10.850	17	Linton IRWIN	b	11:12:00.229	2:02.063	17	Linton IRWIN	b	11:17:59.984	1:59.604
5	R J WOOLSEY	b	11:07:58.654	2:12.309	5	R J WOOLSEY	b	11:12:01.080	2:01.859	34	Sean LEONARD	b	11:18:06.463	1:59.246
34	Sean LEONARD	b	11:08:01.474	2:15.129	105	Darren DUNCAN	b	11:12:05.499	1:56.463	7				
105	Darren DUNCAN	b	11:08:11.675	2:25.330	34	Sean LEONARD	b	11:12:06.581	2:02.351					
2					4					7				
No	Name	Gp	Time of Day	Lap Time	No	Name	Gp	Time of Day	Lap Time	No	Name	Gp	Time of Day	Lap Time
86	Nigel MOORE	a	11:09:19.547	1:48.325	16	Mike BROWNE	a	11:12:53.352	1:46.391	16	Mike BROWNE	a	11:18:08.939	1:44.906
16	Mike BROWNE	a	11:09:19.794	1:47.519	86	Nigel MOORE	a	11:12:54.248	1:47.367	86	Nigel MOORE	a	11:18:14.776	1:46.629
29	Gary JORDAN	a	11:09:25.666	1:53.369	29	Gary JORDAN	a	11:13:13.026	1:53.672	40	Barry DAVIDSON	a	11:18:48.994	1:50.846
40	Barry DAVIDSON	a	11:09:28.275	1:53.181	29	Gary JORDAN	a	11:13:13.488	1:52.472	29	Gary JORDAN	a	11:18:51.388	1:52.746
49	Malcolm LOVE	a	11:09:36.998	1:59.102	40	Barry DAVIDSON	a	11:13:13.488	1:52.472	83	Gareth ARNOLD	b	11:19:10.596	1:53.677
122	Chris MEYER	a	11:09:37.448	1:57.642	83	Gareth ARNOLD	b	11:13:29.859	1:53.178	14	Jack SANDS	a	11:19:26.485	1:56.505
14	Jack SANDS	a	11:09:37.964	1:59.482	14	Jack SANDS	a	11:13:36.892	1:59.769	6	Kyle PARKES	b	11:19:41.395	1:59.740
83	Gareth ARNOLD	b	11:09:42.636	1:54.160	6	Kyle PARKES	b	11:13:48.768	1:59.326	46	Mark JOHNSON	a	11:20:00.982	2:06.071
46	Mark JOHNSON	a	11:09:44.647	2:00.760	46	Mark JOHNSON	a	11:13:48.804	2:02.201	5	R J WOOLSEY	b	11:20:01.348	2:02.145
6	Kyle PARKES	b	11:09:52.716	1:57.990	17	Linton IRWIN	b	11:14:00.710	2:00.481	17	Linton IRWIN	b	11:20:01.369	2:01.385
17	Linton IRWIN	b	11:09:58.166	2:00.971	105	Darren DUNCAN	b	11:14:01.351	1:55.852	34	Sean LEONARD	b	11:20:09.090	2:02.627
5	R J WOOLSEY	b	11:09:59.221	2:00.567	5	R J WOOLSEY	b	11:14:02.498	2:01.418	8				
34	Sean LEONARD	b	11:10:04.230	2:02.756	34	Sean LEONARD	b	11:14:06.509	1:59.928					
105	Darren DUNCAN	b	11:10:09.036	1:57.361	5					8				
No	Name	Gp	Time of Day	Lap Time	No	Name	Gp	Time of Day	Lap Time	No	Name	Gp	Time of Day	Lap Time
16	Mike BROWNE	a	11:14:38.967	1:45.615	16	Mike BROWNE	a	11:14:38.967	1:45.615	16	Mike BROWNE	a	11:20:00.471	1:51.532
86	Nigel MOORE	a	11:14:41.284	1:47.036	86	Nigel MOORE	a	11:14:41.284	1:47.036	86	Nigel MOORE	a	11:20:06.653	1:51.877
29	Gary JORDAN	a	11:15:05.084	1:52.058	29	Gary JORDAN	a	11:15:05.084	1:52.058	40	Barry DAVIDSON	a	11:20:42.091	1:53.097
40	Barry DAVIDSON	a	11:15:05.550	1:52.062	40	Barry DAVIDSON	a	11:15:05.550	1:52.062	29	Gary JORDAN	a	11:20:44.903	1:53.515
83	Gareth ARNOLD	b	11:15:23.278	1:53.419	83	Gareth ARNOLD	b	11:15:23.278	1:53.419	83	Gareth ARNOLD	b	11:21:04.334	1:53.738
14	Jack SANDS	a	11:15:33.208	1:56.316	14	Jack SANDS	a	11:15:33.208	1:56.316	14	Jack SANDS	a	11:21:21.948	1:55.463
6	Kyle PARKES	b	11:15:44.370	1:55.602	6	Kyle PARKES	b	11:15:44.370	1:55.602	6	Kyle PARKES	b	11:21:40.947	1:59.552
46	Mark JOHNSON	a	11:15:51.637	2:02.833	46	Mark JOHNSON	a	11:15:51.637	2:02.833					
105	Darren DUNCAN	b	11:15:55.429	1:54.078	105	Darren DUNCAN	b	11:15:55.429	1:54.078					
17	Linton IRWIN	b	11:16:00.380	1:59.670	17	Linton IRWIN	b	11:16:00.380	1:59.670					
5	R J WOOLSEY	b	11:16:01.098	1:58.600	5	R J WOOLSEY	b	11:16:01.098	1:58.600					
34	Sean LEONARD	b	11:16:07.217	2:00.708	34	Sean LEONARD	b	11:16:07.217	2:00.708					

