



Friday 21st & Saturday 22nd April 2023

promoted by Cookstown & District MCC
cookstown100.org



Royal Hotel

LIGHTWEIGHT SUPERSPORT

&

MOTO 450 / 250GP

&

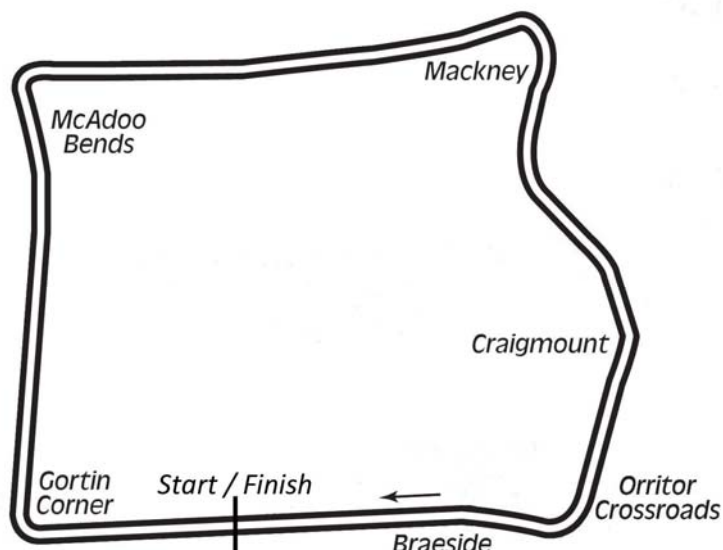
CLASSIC GP / POST-CLASSIC TWINSHOCK



Comhairle Ceantair
Lár Uladh
Mid Ulster
District Council



Orritor Circuit 2.1 miles



LAP RECORDS at the start of the meeting

Class	Rider	Machine	m	s	mph	Year
125cc	William Dunlop	Honda	1	34.755	79.785	2010
Moto 3	Derek McGee	Honda 250	1	33.802	80.595	2018
Supersport 300	Darryl Tweed	Kawasaki 300	1	43.173	73.275	2022
250cc	William Dunlop	Honda	1	29.658	84.320	2009
Moto 450	Ryan Farquhar	Kawasaki	1	35.432	79.219	2012
Lightweight Supersport	Darryl Tweed	Kawasaki 400	1	34.604	79.912	2016
Supermono	Jay Bellers-Smith	KTM 732	1	35.509	79.155	2022
Supertwin	Adam McLean	Kawasaki	1	28.023	85.887	2020
Supersport	Adam McLean	Kawasaki	1	24.442	89.529	2021
Superbike	Michael Dunlop	Honda	1	22.641	91.480	2013
Senior Support	Gary Robinson	Yamaha 600	1	29.956	84.041	2007
Junior Support	Joseph Loughlin	Kawasaki 650	1	30.965	83.109	2017
Classic 1000cc	Andy Hornby	RPS Triumph 750	1	38.605	76.670	2022
Classic 500cc	Neill McWhirter	Norton	1	41.491	74.489	2010
Classic 350cc	Paul Coward	Honda	1	43.421	73.099	2004
Classic 250cc	Geoff McMullan	Suzuki	1	47.294	70.461	2006
Classic GP	Gareth Keys	Yamaha 350	1	41.580	74.424	2019
Post-Classic Twinshock	Anthony McColgan	Bimota 750	1	37.178	77.795	2016

MOST WINS AT COOKSTOWN 100

Ryan Farquhar	26	1996 - 12	(400-1, 450-2, STWN-4, SSP-5, SBK-13, Junior Support-1)
Barry Davidson	21	2007 - 22	(SS300-3, 250-1, Classic 350-10, Classic 500-7)
Ray McCullough	14	1967 - 79	(250-8, 350-3, 500-3)
William Dunlop	14	2006 - 17	(125-3, 250-5, SSP-5, SBK B-1)
Richard Ford	14	2008 - 22	(Classic 250-3, Classic 250 B-1, Classic 1000-7, Post-Classic-1, Junior Support B-2)
Joey Dunlop	11	1977 - 98	(125-1, 250-4, 350-2, 500-2, SSP-1, SBK-1)
Robert Dunlop	11	1985 - 08	(125-7, 250-1, 250 B-1, 350-1, SBK-1)
Phillip McCallen	10	1987 - 96	(250-3, 350-1, SSP-2, SBK-4)
Michael Dunlop	10	2006 - 18	(125-1, 250-1, STWN-3, SSP-2, SBK-2, Junior Support-1)
Derek Sheils	9	2014 - 20	(SSP-1, SBK-8)

MOST WINS AT ALL IRISH ROAD RACE MEETINGS (after Armoy Road Race 2022)

Ryan Farquhar	211	1995-16
Joey Dunlop	156	1971-00
Robert Dunlop	135	1980-08
William Dunlop	119	2005-17
Michael Dunlop	112	2006-22
Ray McCullough	109	1960-82
Phillip McCallen	109	1987-99
Barry Davidson	99	1998-22
Brian Reid	78	1980-94
Darran Lindsay	74	1999-06

CDE COOKSTOWN 100

L/WEIGHT SUPERSPORT/MOTO 450/250GP/POST CLASSIC

Q6: Qualifying


Friday, 21 April 2023



Pos	Class	No	Name	Machine / Sponsor	----- Best Lap -----			Laps	
					Time	Behind	Speed		
Qualifying Classification									
1	LWSR	59	Darryl TWEED	Kawasaki 400 - M & D Racing	1:36.106		78.663	3	5
2	LWSR	164	Stephen TOBIN	Yamaha 400	1:36.554	0.448	78.298	3	5
3	LWSR	62	Aidan CLEARY	Kawasaki 400 - AC Racing	1:37.951	1.845	77.181	4	5
4	M450	10	James CHAWKE	Faraldo Yamaha 450 - Faraldo Racing	1:39.822	3.716	75.735	5	5
5	LWSR	191	Graham McALEESE	Kawasaki 400 - McKillop Motorcycles	1:40.874	4.768	74.945	5	5
6	LWSR	61	Jonathan WATT	Kawasaki 400 - Cancer Fund for Children	1:41.357	5.251	74.588	5	5
7	LWSR	35	Daniel INGHAM	Honda 400	1:42.117	6.011	74.033	3	4
8	LWSR	777	Shaun WYNNE	Kawasaki 400 - SMW Racing	1:42.315	6.209	73.889	5	5
9	M450	140	Darragh CREAN	Faraldo Yamaha 450 - Faraldo Racing	1:42.414	6.308	73.818	4	4
10	M450	83	Gareth ARNOLD	Honda 450	1:42.881	6.775	73.483	5	5
11	LWSR	19	Kelly CARRUTHERS	Kawasaki 400	1:43.463	7.357	73.070	3	5
12	250R	122	Chris MEYER	Honda 250	1:44.259	8.153	72.512	5	5
13	LWSR	27	Tim WALSH	Honda 400	1:44.815	8.709	72.127	5	5
14	LWSR	88	Mike CASH	Honda 400	1:46.961	10.855	70.680	2	5
15	LWSR	125	Robert O'NEILL	Aprilia 450	1:47.578	11.472	70.275	3	3

Provisional result to be confirmed by the Stewards of the Meeting subject to completion of technical inspections & the time limit for protests

Page 1 / 1

Circuit	Orritor	Signed		Organising Club	Cookstown & District MCC
Length(miles)	2.1000		Chief Timekeeper	Qualifying Started	13:48
Weather	Sunny	Issued At:	14:04		
Track	Dry				



Qualifying Classification

Position

1	59 Darryl TWEED			
LWSR		Behind		
Best Time	1:36.106	Best Speed	78.663	On 3 Gp
Lap	Elapsed Time	Lap Time	Lap Speed	
1	1:46.232	1:46.232	71.165	
2	3:25.051	1:38.819	76.504	
3	5:01.157	1:36.106	78.663	
4	6:38.056	1:36.899	78.019	
5	8:14.294	1:36.238	78.555	

2	164 Stephen TOBIN			
LWSR		Behind	0.448	
Best Time	1:36.554	Best Speed	78.298	On 3 Gp
Lap	Elapsed Time	Lap Time	Lap Speed	
1	2:07.536	2:07.536	59.277	
2	3:45.341	1:37.805	77.297	
3	5:21.895	1:36.554	78.298	
4	6:59.720	1:37.825	77.281	
5	8:37.272	1:37.552	77.497	

3	62 Aidan CLEARY			
LWSR		Behind	1.845	
Best Time	1:37.951	Best Speed	77.181	On 4 Gp
Lap	Elapsed Time	Lap Time	Lap Speed	
1	1:47.161	1:47.161	70.548	
2	3:27.149	1:39.988	75.609	
3	5:05.643	1:38.494	76.756	
4	6:43.594	1:37.951	77.181	
5	8:21.894	1:38.300	76.907	

4	10 James CHAWKE			
M450		Behind	3.716	
Best Time	1:39.822	Best Speed	75.735	On 5 Gp
Lap	Elapsed Time	Lap Time	Lap Speed	
1	2:29.386	2:29.386	50.607	
2	4:14.267	1:44.881	72.082	
3	5:55.591	1:41.324	74.612	
4	7:35.843	1:40.252	75.410	
5	9:15.665	1:39.822	75.735	

Qualifying Classification

Position

5	191 Graham McALEESE			
LWSR		Behind	4.768	
Best Time	1:40.874	Best Speed	74.945	On 5 Gp
Lap	Elapsed Time	Lap Time	Lap Speed	
1	1:53.828	1:53.828	66.416	
2	3:36.830	1:43.002	73.397	
3	5:19.168	1:42.338	73.873	
4	7:00.363	1:41.195	74.707	
5	8:41.237	1:40.874	74.945	

6	61 Jonathan WATT			
M450		Behind	5.251	
Best Time	1:41.357	Best Speed	74.588	On 5 Gp
Lap	Elapsed Time	Lap Time	Lap Speed	
1	2:02.196	2:02.196	61.868	
2	3:45.879	1:43.683	72.915	
3	5:27.769	1:41.890	74.198	
4	7:10.136	1:42.367	73.852	
5	8:51.493	1:41.357	74.588	

7	35 Daniel INGHAM			
LWSR		Behind	6.011	
Best Time	1:42.117	Best Speed	74.033	On 3 Gp
Lap	Elapsed Time	Lap Time	Lap Speed	
1	2:06.332	2:06.332	59.842	
2	3:48.901	1:42.569	73.706	
3	5:31.018	1:42.117	74.033	
4	7:13.258	1:42.240	73.944	

8	777 Shaun WYNNE			
LWSR		Behind	6.209	
Best Time	1:42.315	Best Speed	73.889	On 5 Gp
Lap	Elapsed Time	Lap Time	Lap Speed	
1	2:15.333	2:15.333	55.862	
2	4:00.522	1:45.189	71.871	
3	5:43.701	1:43.179	73.271	
4	7:26.449	1:42.748	73.578	
5	9:08.764	1:42.315	73.889	



Qualifying Classification

Position

9	140 Darragh CREAN			
M450		Behind	6.308	
Best Time	1:42.414	Best Speed	73.818	On 4 Gp
Lap	Elapsed Time	Lap Time	Lap Speed	
1	3:00.033	3:00.033	41.992	
2	4:43.781	1:43.748	72.869	
3	6:39.132	1:55.351	65.539	
4	8:21.546	1:42.414	73.818	

10	83 Gareth ARNOLD			
M450		Behind	6.775	
Best Time	1:42.881	Best Speed	73.483	On 5 Gp
Lap	Elapsed Time	Lap Time	Lap Speed	
1	2:27.817	2:27.817	51.144	
2	4:14.940	1:47.123	70.573	
3	5:59.264	1:44.324	72.467	
4	7:42.751	1:43.487	73.053	
5	9:25.632	1:42.881	73.483	

11	19 Kelly CARRUTHERS			
LWSR		Behind	7.357	
Best Time	1:43.463	Best Speed	73.070	On 3 Gp
Lap	Elapsed Time	Lap Time	Lap Speed	
1	2:10.049	2:10.049	58.132	
2	3:56.533	1:46.484	70.997	
3	5:39.996	1:43.463	73.070	
4	7:23.700	1:43.704	72.900	
5	9:07.304	1:43.604	72.970	

12	122 Chris MEYER			
250R		Behind	8.153	
Best Time	1:44.259	Best Speed	72.512	On 5 Gp
Lap	Elapsed Time	Lap Time	Lap Speed	
1	2:34.262	2:34.262	49.008	
2	4:23.535	1:49.273	69.185	
3	6:09.179	1:45.644	71.561	
4	7:55.918	1:46.739	70.827	
5	9:40.177	1:44.259	72.512	

Qualifying Classification

Position

13	27 Tim WALSH			
LWSR		Behind	8.709	
Best Time	1:44.815	Best Speed	72.127	On 5 Gp
Lap	Elapsed Time	Lap Time	Lap Speed	
1	2:38.118	2:38.118	47.812	
2	4:25.199	1:47.081	70.601	
3	6:11.446	1:46.247	71.155	
4	7:57.452	1:46.006	71.317	
5	9:42.267	1:44.815	72.127	

14	88 Mike CASH			
LWSR		Behind	10.855	
Best Time	1:46.961	Best Speed	70.680	On 2 Gp
Lap	Elapsed Time	Lap Time	Lap Speed	
1	2:46.441	2:46.441	45.422	
2	4:33.402	1:46.961	70.680	
3	6:21.717	1:48.315	69.796	
4	8:11.686	1:49.969	68.747	
5	9:58.978	1:47.292	70.462	

15	125 Robert O'NEILL			
LWSR		Behind	11.472	
Best Time	1:47.578	Best Speed	70.275	On 3 Gp
Lap	Elapsed Time	Lap Time	Lap Speed	
1	2:40.342	2:40.342	47.149	
2	4:28.857	1:48.515	69.668	
3	6:16.435	1:47.578	70.275	

CDE COOKSTOWN 100

L/WEIGHT SUPERSPORT / MOTO 450 / 250GP / POST-CLASSIC

Orritor 2.100 miles

R3: Royal Hotel L/weight Supersport/Moto 450/250GP/Post-Classic

22/04/2023 11:20

Race (9 Laps)

RACE 3 - LIGHTWEIGHT SUPERSPORT / MOTO 450 / 250GP

6	125 A		
5	122 A	27 B	88 C
4	140 A	83 B	19 C
3	35 A	777 B	
2	10 A	191 B	61 C
1	59 A	164 B	62 C

POLE POSITION

Promoted by Cookstown and District MCC

Orbits

Provisional result to be confirmed by the Stewards of the Meeting subject to the completion of technical inspections and the time limit for protests
MCUI (Ulster Centre) Timing @ www.elaps-timing.com



CDE COOKSTOWN 100

LWEIGHT SUPERSPORT/MOTO 450/250GP/POST CLASSIC R3: Royal Hotel Lightweight Supersport/Moto 450/250GP/Post Classi Saturday, 22 April 2023



Pos	Class	No	Name	Machine / Sponsor	Gp	Laps	Total Time	Behind	Speed	-----Best Lap-----		
										Time	Speed	On
Race Classification												
1	LWSR	59	Darryl TWEED	Kawasaki 400 - M & D Racing	a	8	13:59.600		72.034	1:42.583	73.696	5
2	M450	10	James CHAWKE	Faraldo Yamaha 450 - Faraldo Racing	a	8	14:10.967	11.367	71.072	1:44.327	72.464	8
3	LWSR	777	Shaun WYNNE	Kawasaki 400 - SMW Racing	a	8	14:21.060	21.460	70.239	1:43.146	73.294	8
4	LWSR	62	Aidan CLEARY	Kawasaki 400 - AC Racing	a	8	14:22.874	23.274	70.091	1:44.428	72.394	8
5	LWSR	61	Jonathan WATT	Kawasaki 400 - Cancer Fund for Children	a	8	14:23.754	24.154	70.020	1:45.758	71.484	8
6	M450	83	Gareth ARNOLD	Honda 450	b	8	14:41.273	41.673	68.628	1:47.212	70.514	6
7	M450	140	Darragh CREAM	Faraldo Yamaha 450 - Faraldo Racing	b	8	14:43.755	44.155	68.435	1:47.001	70.654	6
8	LWSR	35	Daniel INGHAM	Honda 400	a	8	14:48.687	49.087	68.055	1:47.552	70.292	8
9	LWSR	164	Stephen TOBIN	Yamaha 400	a	8	14:54.199	54.599	67.636	1:49.434	69.083	5
10	LWSR	27	Tim WALSH	Honda 400	b	8	14:54.524	54.924	67.611	1:46.942	70.693	8
11	250R	122	Chris MEYER	Honda 250	b	8	15:09.203	1:09.603	66.520	1:49.107	69.290	7
12	LWSR	88	Mike CASH	Honda 400	b	8	15:09.204	1:09.604	66.520	1:50.340	68.515	5
13	LWSR	19	Kelly CARRUTHERS	Kawasaki 400	b	8	15:09.963	1:10.363	66.464	1:49.117	69.283	8


Fastest Lap

LWSR	59	Darryl TWEED	Kawasaki 400 - M & D Racing	1:42.583	73.696	5
------	----	--------------	-----------------------------	----------	--------	---

No 88 - TRANSPONDER NOT DETECTED

Provisional result to be confirmed by the Stewards of the Meeting subject to completion of technical inspections & the time limit for protests

Page 1 / 1

Circuit	Orritor	Signed		Organising Club	Cookstown & District MCC
Length(miles)	2.1000		Chief Timekeeper	Race Started	11:36
Weather	Rain	Issued At:	11:53	Gp Time Diff - b	11.53
Track	Wet				



Race Classification

1 59 Darryl TWEED

Total Time **13:59.600** Avg Speed **72.034** Behind
 Best Time **1:42.583** Best Speed **73.696** On **5** Gp **a**

Lap	Elapsed Time	Lap Time	Lap Speed
1	1:50.314	1:50.314	68.532
2	3:35.534	1:45.220	71.849
3	5:20.740	1:45.206	71.859
4	7:05.230	1:44.490	72.351
5	8:47.813	1:42.583	73.696
6	10:31.597	1:43.784	72.844
7	12:14.975	1:43.378	73.130
8	13:59.600	1:44.625	72.258

Race Classification

4 62 Aidan CLEARY

Total Time **14:22.874** Avg Speed **70.091** Behind **23.274**
 Best Time **1:44.428** Best Speed **72.394** On **8** Gp **a**

Lap	Elapsed Time	Lap Time	Lap Speed
1	1:55.957	1:55.957	65.197
2	3:46.381	1:50.424	68.463
3	5:33.455	1:47.074	70.605
4	7:19.432	1:45.977	71.336
5	9:05.236	1:45.804	71.453
6	10:51.095	1:45.859	71.416
7	12:38.446	1:47.351	70.423
8	14:22.874	1:44.428	72.394

2 10 James CHAWKE

Total Time **14:10.967** Avg Speed **71.072** Behind **11.367**
 Best Time **1:44.327** Best Speed **72.464** On **8** Gp **a**

Lap	Elapsed Time	Lap Time	Lap Speed
1	1:53.612	1:53.612	66.542
2	3:39.684	1:46.072	71.272
3	5:25.943	1:46.259	71.147
4	7:12.017	1:46.074	71.271
5	8:57.553	1:45.536	71.634
6	10:42.139	1:44.586	72.285
7	12:26.640	1:44.501	72.344
8	14:10.967	1:44.327	72.464

5 61 Jonathan WATT

Total Time **14:23.754** Avg Speed **70.020** Behind **24.154**
 Best Time **1:45.758** Best Speed **71.484** On **8** Gp **a**

Lap	Elapsed Time	Lap Time	Lap Speed
1	1:55.556	1:55.556	65.423
2	3:43.745	1:48.189	69.878
3	5:30.403	1:46.658	70.881
4	7:17.272	1:46.869	70.741
5	9:03.673	1:46.401	71.052
6	10:49.799	1:46.126	71.236
7	12:37.996	1:48.197	69.873
8	14:23.754	1:45.758	71.484

3 777 Shaun WYNNE

Total Time **14:21.060** Avg Speed **70.239** Behind **21.460**
 Best Time **1:43.146** Best Speed **73.294** On **8** Gp **a**

Lap	Elapsed Time	Lap Time	Lap Speed
1	1:56.670	1:56.670	64.798
2	3:45.580	1:48.910	69.415
3	5:32.171	1:46.591	70.925
4	7:18.942	1:46.771	70.806
5	9:05.114	1:46.172	71.205
6	10:51.943	1:46.829	70.767
7	12:37.914	1:45.971	71.340
8	14:21.060	1:43.146	73.294

6 83 Gareth ARNOLD

Total Time **14:41.273** Avg Speed **68.628** Behind **41.673**
 Best Time **1:47.212** Best Speed **70.514** On **6** Gp **b**

Lap	Elapsed Time	Lap Time	Lap Speed
1	1:58.942	1:58.942	63.560
2	3:50.157	1:51.215	67.976
3	5:39.943	1:49.786	68.861
4	7:29.258	1:49.315	69.158
5	9:17.028	1:47.770	70.149
6	11:04.240	1:47.212	70.514
7	12:52.683	1:48.443	69.714
8	14:41.273	1:48.590	69.620





Race Classification

7 140 Darragh CREAM

Total Time **14:43.755** Avg Speed **68.435** Behind **44.155**
 Best Time **1:47.001** Best Speed **70.654** On **6** Gp **b**

Lap	Elapsed Time	Lap Time	Lap Speed
1	1:59.696	1:59.696	63.160
2	3:50.544	1:50.848	68.202
3	5:40.521	1:49.977	68.742
4	7:29.485	1:48.964	69.381
5	9:17.446	1:47.961	70.025
6	11:04.447	1:47.001	70.654
7	12:53.531	1:49.084	69.304
8	14:43.755	1:50.224	68.588

Race Classification

10 27 Tim WALSH

Total Time **14:54.524** Avg Speed **67.611** Behind **54.924**
 Best Time **1:46.942** Best Speed **70.693** On **8** Gp **b**

Lap	Elapsed Time	Lap Time	Lap Speed
1	2:02.205	2:02.205	61.863
2	3:57.428	1:55.223	65.612
3	5:49.993	1:52.565	67.161
4	7:40.628	1:50.635	68.333
5	9:30.451	1:49.823	68.838
6	11:19.073	1:48.622	69.599
7	13:07.582	1:48.509	69.672
8	14:54.524	1:46.942	70.693

8 35 Daniel INGHAM

Total Time **14:48.687** Avg Speed **68.055** Behind **49.087**
 Best Time **1:47.552** Best Speed **70.292** On **8** Gp **a**

Lap	Elapsed Time	Lap Time	Lap Speed
1	2:00.134	2:00.134	62.930
2	3:51.434	1:51.300	67.925
3	5:42.718	1:51.284	67.934
4	7:33.480	1:50.762	68.254
5	9:23.523	1:50.043	68.700
6	11:12.787	1:49.264	69.190
7	13:01.135	1:48.348	69.775
8	14:48.687	1:47.552	70.292

11 122 Chris MEYER

Total Time **15:09.203** Avg Speed **66.520** Behind **1:09.603**
 Best Time **1:49.107** Best Speed **69.290** On **7** Gp **b**

Lap	Elapsed Time	Lap Time	Lap Speed
1	2:03.704	2:03.704	61.114
2	3:58.604	1:54.900	65.796
3	5:53.463	1:54.859	65.820
4	7:45.393	1:51.930	67.542
5	9:37.024	1:51.631	67.723
6	11:27.616	1:50.592	68.359
7	13:16.723	1:49.107	69.290
8	15:09.203	1:52.480	67.212

9 164 Stephen TOBIN

Total Time **14:54.199** Avg Speed **67.636** Behind **54.599**
 Best Time **1:49.434** Best Speed **69.083** On **5** Gp **a**

Lap	Elapsed Time	Lap Time	Lap Speed
1	2:01.331	2:01.331	62.309
2	3:52.980	1:51.649	67.712
3	5:44.119	1:51.139	68.023
4	7:34.785	1:50.666	68.314
5	9:24.219	1:49.434	69.083
6	11:14.446	1:50.227	68.586
7	13:04.283	1:49.837	68.829
8	14:54.199	1:49.916	68.780

12 88 Mike CASH

Total Time **15:09.204** Avg Speed **66.520** Behind **1:09.604**
 Best Time **1:50.340** Best Speed **68.515** On **5** Gp **b**

Lap	Elapsed Time	Lap Time	Lap Speed
1	2:03.461	2:03.461	61.234
2	3:58.048	1:54.587	65.976
3	5:50.398	1:52.350	67.290
4	7:42.188	1:51.790	67.627
5	9:32.528	1:50.340	68.515
6	11:23.625	1:51.097	68.049
7	13:15.326	1:51.701	67.681
8	15:09.204	1:53.878	66.387



CDE COOKSTOWN 100

L/WEIGHT SUPERSPORT/MOTO 450/250GP/POST CLASSIC

R3: Royal Hotel Lightweight Supersport/Moto 450/250GP/Post Classic

Saturday, 22 April 2023

DETAILED RESULT



Race Classification

13 19 Kelly CARRUTHERS

Total Time **15:09.963** Avg Speed **66.464** Behind **1:10.363**

Best Time **1:49.117** Best Speed **69.283** On **8** Gp **b**

Lap	Elapsed Time	Lap Time	Lap Speed
1	2:01.412	2:01.412	62.267
2	3:57.019	1:55.607	65.394
3	5:53.006	1:55.987	65.180
4	7:47.344	1:54.338	66.120
5	9:40.273	1:52.929	66.945
6	11:31.472	1:51.199	67.986
7	13:20.846	1:49.374	69.121
8	15:09.963	1:49.117	69.283



LAP CHART

1

No	Name	Gp	Time of Day	Lap Time
59	Darryl TWEED	a	11:38:10.941	1:50.314
10	James CHAWKE	a	11:38:14.239	1:53.612
61	Jonathan WATT	a	11:38:16.183	1:55.556
62	Aidan CLEARY	a	11:38:16.584	1:55.957
777	Shaun WYNNE	a	11:38:17.297	1:56.670
83	Gareth ARNOLD	b	11:38:19.569	1:58.942
140	Darragh CREAM	b	11:38:20.323	1:59.696
35	Daniel INGHAM	a	11:38:20.761	2:00.134
164	Stephen TOBIN	a	11:38:21.958	2:01.331
19	Kelly CARRUTHERS	b	11:38:22.039	2:01.412
27	Tim WALSH	b	11:38:22.832	2:02.205
88	Mike CASH	b	11:38:24.088	2:03.461
122	Chris MEYER	b	11:38:24.331	2:03.704

4

No	Name	Gp	Time of Day	Lap Time
59	Darryl TWEED	a	11:43:25.857	1:44.490
10	James CHAWKE	a	11:43:32.644	1:46.074
61	Jonathan WATT	a	11:43:37.899	1:46.869
777	Shaun WYNNE	a	11:43:39.569	1:46.771
62	Aidan CLEARY	a	11:43:40.059	1:45.977
83	Gareth ARNOLD	b	11:43:49.885	1:49.315
140	Darragh CREAM	b	11:43:50.112	1:48.964
35	Daniel INGHAM	a	11:43:54.107	1:50.762
164	Stephen TOBIN	a	11:43:55.412	1:50.666
27	Tim WALSH	b	11:44:01.255	1:50.635
88	Mike CASH	b	11:44:02.815	1:51.790
122	Chris MEYER	b	11:44:06.020	1:51.930
19	Kelly CARRUTHERS	b	11:44:07.971	1:54.338

7

No	Name	Gp	Time of Day	Lap Time
59	Darryl TWEED	a	11:48:35.602	1:43.378
10	James CHAWKE	a	11:48:47.267	1:44.501
777	Shaun WYNNE	a	11:48:58.541	1:45.971
61	Jonathan WATT	a	11:48:58.623	1:48.197
62	Aidan CLEARY	a	11:48:59.073	1:47.351
83	Gareth ARNOLD	b	11:49:13.310	1:48.443
140	Darragh CREAM	b	11:49:14.158	1:49.084
35	Daniel INGHAM	a	11:49:21.762	1:48.348
164	Stephen TOBIN	a	11:49:24.910	1:49.837
27	Tim WALSH	b	11:49:28.209	1:48.509
88	Mike CASH	b	11:49:35.953	1:51.701
122	Chris MEYER	b	11:49:37.350	1:49.107
19	Kelly CARRUTHERS	b	11:49:41.473	1:49.374

2

No	Name	Gp	Time of Day	Lap Time
59	Darryl TWEED	a	11:39:56.161	1:45.220
10	James CHAWKE	a	11:40:00.311	1:46.072
61	Jonathan WATT	a	11:40:04.372	1:48.189
777	Shaun WYNNE	a	11:40:06.207	1:48.910
62	Aidan CLEARY	a	11:40:07.008	1:50.424
83	Gareth ARNOLD	b	11:40:10.784	1:51.215
140	Darragh CREAM	b	11:40:11.171	1:50.848
35	Daniel INGHAM	a	11:40:12.061	1:51.300
164	Stephen TOBIN	a	11:40:13.607	1:51.649
19	Kelly CARRUTHERS	b	11:40:17.646	1:55.607
27	Tim WALSH	b	11:40:18.055	1:55.223
88	Mike CASH	b	11:40:18.675	1:54.587
122	Chris MEYER	b	11:40:19.231	1:54.900

5

No	Name	Gp	Time of Day	Lap Time
59	Darryl TWEED	a	11:45:08.440	1:42.583
10	James CHAWKE	a	11:45:18.180	1:45.536
61	Jonathan WATT	a	11:45:24.300	1:46.401
777	Shaun WYNNE	a	11:45:25.741	1:46.172
62	Aidan CLEARY	a	11:45:25.863	1:45.804
83	Gareth ARNOLD	b	11:45:37.655	1:47.770
140	Darragh CREAM	b	11:45:38.073	1:47.961
35	Daniel INGHAM	a	11:45:44.150	1:50.043
164	Stephen TOBIN	a	11:45:44.846	1:49.434
27	Tim WALSH	b	11:45:51.078	1:49.823
88	Mike CASH	b	11:45:53.155	1:50.340
122	Chris MEYER	b	11:45:57.651	1:51.631
19	Kelly CARRUTHERS	b	11:46:00.900	1:52.929

8

No	Name	Gp	Time of Day	Lap Time
59	Darryl TWEED	a	11:50:20.227	1:44.625
10	James CHAWKE	a	11:50:31.594	1:44.327
777	Shaun WYNNE	a	11:50:41.687	1:43.146
62	Aidan CLEARY	a	11:50:43.501	1:44.428
61	Jonathan WATT	a	11:50:44.381	1:45.758
83	Gareth ARNOLD	b	11:51:01.900	1:48.590
140	Darragh CREAM	b	11:51:04.382	1:50.224
35	Daniel INGHAM	a	11:51:09.314	1:47.552
164	Stephen TOBIN	a	11:51:14.826	1:49.916
27	Tim WALSH	b	11:51:15.151	1:46.942
122	Chris MEYER	b	11:51:29.830	1:52.480
88	Mike CASH	b	11:51:29.831	1:53.878
19	Kelly CARRUTHERS	b	11:51:30.590	1:49.117

3

No	Name	Gp	Time of Day	Lap Time
59	Darryl TWEED	a	11:41:41.367	1:45.206
10	James CHAWKE	a	11:41:46.570	1:46.259
61	Jonathan WATT	a	11:41:51.030	1:46.658
777	Shaun WYNNE	a	11:41:52.798	1:46.591
62	Aidan CLEARY	a	11:41:54.082	1:47.074
83	Gareth ARNOLD	b	11:42:00.570	1:49.786
140	Darragh CREAM	b	11:42:01.148	1:49.977
35	Daniel INGHAM	a	11:42:03.345	1:51.284
164	Stephen TOBIN	a	11:42:04.746	1:51.139
27	Tim WALSH	b	11:42:10.620	1:52.565
88	Mike CASH	b	11:42:11.025	1:52.350
19	Kelly CARRUTHERS	b	11:42:13.633	1:55.987
122	Chris MEYER	b	11:42:14.090	1:54.859

6

No	Name	Gp	Time of Day	Lap Time
59	Darryl TWEED	a	11:46:52.224	1:43.784
10	James CHAWKE	a	11:47:02.766	1:44.586
61	Jonathan WATT	a	11:47:10.426	1:46.126
62	Aidan CLEARY	a	11:47:11.722	1:45.859
777	Shaun WYNNE	a	11:47:12.570	1:46.829
83	Gareth ARNOLD	b	11:47:24.867	1:47.212
140	Darragh CREAM	b	11:47:25.074	1:47.001
35	Daniel INGHAM	a	11:47:33.414	1:49.264
164	Stephen TOBIN	a	11:47:35.073	1:50.227
27	Tim WALSH	b	11:47:39.700	1:48.622
88	Mike CASH	b	11:47:44.252	1:51.097
122	Chris MEYER	b	11:47:48.243	1:50.592
19	Kelly CARRUTHERS	b	11:47:52.099	1:51.199