



Friday 21st & Saturday 22nd April 2023

promoted by Cookstown & District MCC
cookstown100.org



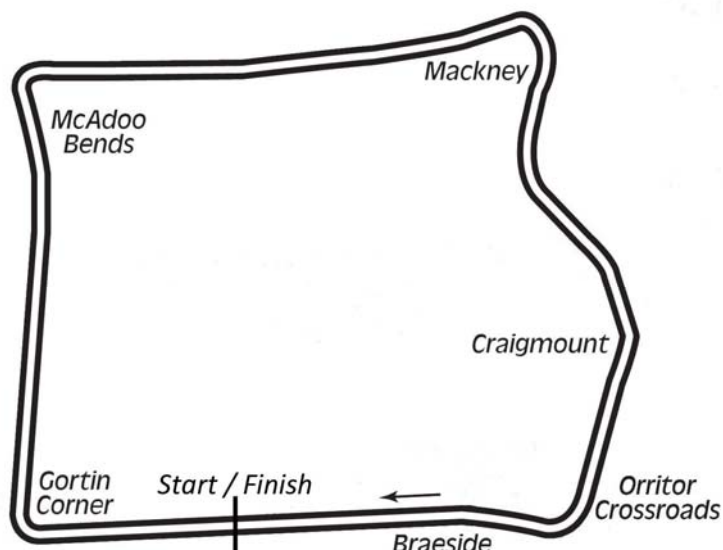
SENIOR CLASSIC 500cc / 1000cc



Comhairle Ceantair
Lár Uladh
Mid Ulster
District Council



Orritor Circuit 2.1 miles



LAP RECORDS at the start of the meeting

Class	Rider	Machine	m	s	mph	Year
125cc	William Dunlop	Honda	1	34.755	79.785	2010
Moto 3	Derek McGee	Honda 250	1	33.802	80.595	2018
Supersport 300	Darryl Tweed	Kawasaki 300	1	43.173	73.275	2022
250cc	William Dunlop	Honda	1	29.658	84.320	2009
Moto 450	Ryan Farquhar	Kawasaki	1	35.432	79.219	2012
Lightweight Supersport	Darryl Tweed	Kawasaki 400	1	34.604	79.912	2016
Supermono	Jay Bellers-Smith	KTM 732	1	35.509	79.155	2022
Supertwin	Adam McLean	Kawasaki	1	28.023	85.887	2020
Supersport	Adam McLean	Kawasaki	1	24.442	89.529	2021
Superbike	Michael Dunlop	Honda	1	22.641	91.480	2013
Senior Support	Gary Robinson	Yamaha 600	1	29.956	84.041	2007
Junior Support	Joseph Loughlin	Kawasaki 650	1	30.965	83.109	2017
Classic 1000cc	Andy Hornby	RPS Triumph 750	1	38.605	76.670	2022
Classic 500cc	Neill McWhirter	Norton	1	41.491	74.489	2010
Classic 350cc	Paul Coward	Honda	1	43.421	73.099	2004
Classic 250cc	Geoff McMullan	Suzuki	1	47.294	70.461	2006
Classic GP	Gareth Keys	Yamaha 350	1	41.580	74.424	2019
Post-Classic Twinshock	Anthony McColgan	Bimota 750	1	37.178	77.795	2016

MOST WINS AT COOKSTOWN 100

Ryan Farquhar	26	1996 - 12	(400-1, 450-2, STWN-4, SSP-5, SBK-13, Junior Support-1)
Barry Davidson	21	2007 - 22	(SS300-3, 250-1, Classic 350-10, Classic 500-7)
Ray McCullough	14	1967 - 79	(250-8, 350-3, 500-3)
William Dunlop	14	2006 - 17	(125-3, 250-5, SSP-5, SBK B-1)
Richard Ford	14	2008 - 22	(Classic 250-3, Classic 250 B-1, Classic 1000-7, Post-Classic-1, Junior Support B-2)
Joey Dunlop	11	1977 - 98	(125-1, 250-4, 350-2, 500-2, SSP-1, SBK-1)
Robert Dunlop	11	1985 - 08	(125-7, 250-1, 250 B-1, 350-1, SBK-1)
Phillip McCallen	10	1987 - 96	(250-3, 350-1, SSP-2, SBK-4)
Michael Dunlop	10	2006 - 18	(125-1, 250-1, STWN-3, SSP-2, SBK-2, Junior Support-1)
Derek Sheils	9	2014 - 20	(SSP-1, SBK-8)

MOST WINS AT ALL IRISH ROAD RACE MEETINGS (after Armoy Road Race 2022)

Ryan Farquhar	211	1995-16
Joey Dunlop	156	1971-00
Robert Dunlop	135	1980-08
William Dunlop	119	2005-17
Michael Dunlop	112	2006-22
Ray McCullough	109	1960-82
Phillip McCallen	109	1987-99
Barry Davidson	99	1998-22
Brian Reid	78	1980-94
Darran Lindsay	74	1999-06

CDE COOKSTOWN 100

SENIOR CLASSIC 500cc/1000cc

Q11: Qualifying

Friday, 21 April 2023



Classic 1000cc

Pos	Class	No	Name	Machine / Sponsor	Time	Best Lap		On	Total Laps
						Behind	Speed		
1	C1000	42	Andy HORNBY	RPS Triumph 750	1:40.135		75.498	5	5
2	C1000	12	Richard FORD	Norton 920 - Bob Jackson Racing	1:43.726	3.591	72.884	3	5
3	C1000	51	Andy KILDEA	Honda 750 - Signature Tiles	1:47.023	6.888	70.639	5	5
4	C1000	101	Robert McCRUM	Honda 500-4	1:47.070	6.935	70.608	5	5
5	C1000	48	Gearoid HOARE	Honda 560	2:03.336	23.201	61.296	2	4
6	C1000	34	Trevor STEWART	Honda 560 - Stewart Racing	2:22.243	42.108	53.148	4	4

No 9 - TRANSPONDER NOT DETECTED


Classic 500cc

Pos	Class	No	Name	Machine / Sponsor	Time	Best Lap		On	Total Laps
						Behind	Speed		
1	C500	3	Wattie BROWN	Manx Norton 498 - ACP	1:43.944		72.731	5	5
2	C500	14	Nigel MOORE	Seeley G50 500	1:45.205	1.261	71.860	3	5
3	C500	40	Barry DAVIDSON	Honda 500 - Team Gimbert	1:45.633	1.689	71.569	5	5
4	C500	46	Mark JOHNSON	Honda 500 - Woolsey Concrete	1:53.206	9.262	66.781	2	5
5	C500	35	Gavan DUFFY	Honda 500	1:55.677	11.733	65.354	3	4
6	C500	9	Sam KINKEAD	Seeley Matchless 499	1:56.700	12.756	64.781	3	5
7	C500	2	Freddie STEWART	Honda 500	1:58.737	14.793	63.670	3	5
8	C500	83	Andy McALLISTER	Drixton Honda 500 - Cream Bun Keenan	1:59.759	15.815	63.127	3	4
9	C500	68	Phil LUNNEY	Honda 500	2:07.741	23.797	59.182	4	4

No 9 - TRANSPONDER NOT DETECTED

Provisional result to be confirmed by the Stewards of the Meeting subject to completion of technical inspections & the time limit for protests

Page 1 / 1

Circuit	Orritor	Signed		Organising Club	Cookstown & District MCC
Length(miles)	2.1000		Chief Timekeeper	Qualifying Started	15:24
Weather	Sunny	Issued At:	15:37		
Track	Dry				

CDE COOKSTOWN 100

SENIOR CLASSIC 500cc/1000cc

Q11: Qualifying

Friday, 21 April 2023

DETAILED RESULT



Qualifying Classification

Position

1 42 Andy HORNBY

C1000 Behind

Best Time **1:40.135** Best Speed **75.498** On **5** Gp

Lap	Elapsed Time	Lap Time	Lap Speed
1	15:25:57.712	1:52.057	67.466
2	15:27:38.691	1:40.979	74.867
3	15:29:18.911	1:40.220	75.434
4	15:30:59.171	1:40.260	75.404
5	15:32:39.306	1:40.135	75.498

2 12 Richard FORD

C1000 Behind **3.591**

Best Time **1:43.726** Best Speed **72.884** On **3** Gp

Lap	Elapsed Time	Lap Time	Lap Speed
1	15:26:20.910	2:15.255	55.894
2	15:28:06.436	1:45.526	71.641
3	15:29:50.162	1:43.726	72.884
4	15:31:35.460	1:45.298	71.796
5	15:33:19.319	1:43.859	72.791

3 51 Andy KILDEA

C1000 Behind **6.888**

Best Time **1:47.023** Best Speed **70.639** On **5** Gp

Lap	Elapsed Time	Lap Time	Lap Speed
1	15:26:08.002	2:02.347	61.791
2	15:27:57.531	1:49.529	69.023
3	15:29:46.083	1:48.552	69.644
4	15:31:35.619	1:49.536	69.018
5	15:33:22.642	1:47.023	70.639

4 101 Robert McCRUM

C1000 Behind **6.935**

Best Time **1:47.070** Best Speed **70.608** On **5** Gp

Lap	Elapsed Time	Lap Time	Lap Speed
1	15:26:40.108	2:34.453	48.947
2	15:28:30.911	1:50.803	68.229
3	15:30:19.027	1:48.116	69.925
4	15:32:07.080	1:48.053	69.966
5	15:33:54.150	1:47.070	70.608

Qualifying Classification

Position

5 48 Gearoid HOARE

C1000 Behind **23.201**

Best Time **2:03.336** Best Speed **61.296** On **2** Gp

Lap	Elapsed Time	Lap Time	Lap Speed
1	15:26:49.208	2:43.553	46.224
2	15:28:52.544	2:03.336	61.296
3	15:30:58.963	2:06.419	59.801
4	15:33:06.148	2:07.185	59.441

6 34 Trevor STEWART

C1000 Behind **42.108**

Best Time **2:22.243** Best Speed **53.148** On **4** Gp

Lap	Elapsed Time	Lap Time	Lap Speed
1	15:27:16.477	3:10.822	39.618
2	15:29:40.132	2:23.655	52.626
3	15:32:03.740	2:23.608	52.643
4	15:34:25.983	2:22.243	53.148

CDE COOKSTOWN 100

SENIOR CLASSIC 500cc/1000cc

Q11: Qualifying

Friday, 21 April 2023

DETAILED RESULT



Qualifying Classification

Position

1	3 Wattie BROWN			
	C500		Behind	
Best Time	1:43.944	Best Speed	72.731	On 5 Gp
Lap	Elapsed Time	Lap Time	Lap Speed	
1	15:26:23.910	2:18.255	54.682	
2	15:28:12.509	1:48.599	69.614	
3	15:29:58.259	1:45.750	71.489	
4	15:31:43.397	1:45.138	71.905	
5	15:33:27.341	1:43.944	72.731	

2	14 Nigel MOORE			
	C500		Behind	1.261
Best Time	1:45.205	Best Speed	71.860	On 3 Gp
Lap	Elapsed Time	Lap Time	Lap Speed	
1	15:26:24.384	2:18.729	54.495	
2	15:28:12.235	1:47.851	70.097	
3	15:29:57.440	1:45.205	71.860	
4	15:31:43.999	1:46.559	70.947	
5	15:33:29.378	1:45.379	71.741	

3	40 Barry DAVIDSON			
	C500		Behind	1.689
Best Time	1:45.633	Best Speed	71.569	On 5 Gp
Lap	Elapsed Time	Lap Time	Lap Speed	
1	15:26:20.636	2:14.981	56.008	
2	15:28:09.934	1:49.298	69.169	
3	15:29:56.759	1:46.825	70.770	
4	15:31:44.994	1:48.235	69.848	
5	15:33:30.627	1:45.633	71.569	

4	46 Mark JOHNSON			
	C500		Behind	9.262
Best Time	1:53.206	Best Speed	66.781	On 2 Gp
Lap	Elapsed Time	Lap Time	Lap Speed	
1	15:26:18.665	2:13.010	56.838	
2	15:28:11.871	1:53.206	66.781	
3	15:30:06.371	1:54.500	66.026	
4	15:32:00.798	1:54.427	66.068	
5	15:33:54.737	1:53.939	66.351	

Qualifying Classification

Position

5	35 Gavan DUFFY			
	C500		Behind	11.733
Best Time	1:55.677	Best Speed	65.354	On 3 Gp
Lap	Elapsed Time	Lap Time	Lap Speed	
1	15:26:51.484	2:45.829	45.589	
2	15:28:50.568	1:59.084	63.485	
3	15:30:46.245	1:55.677	65.354	
4	15:32:46.043	1:59.798	63.106	

6	9 Sam KINKEAD			
	C500		Behind	12.756
Best Time	1:56.700	Best Speed	64.781	On 3 Gp
Lap	Elapsed Time	Lap Time	Lap Speed	
1	15:26:33.530	2:27.875	51.124	
2	15:28:32.376	1:58.846	63.612	
3	15:30:29.076	1:56.700	64.781	
4	15:32:29.396	2:00.320	62.832	
5	15:34:27.126	1:57.730	64.215	

7	2 Freddie STEWART			
	C500		Behind	14.793
Best Time	1:58.737	Best Speed	63.670	On 3 Gp
Lap	Elapsed Time	Lap Time	Lap Speed	
1	15:26:24.178	2:18.523	54.576	
2	15:28:24.948	2:00.770	62.598	
3	15:30:23.685	1:58.737	63.670	
4	15:32:26.701	2:03.016	61.455	
5	15:34:26.878	2:00.177	62.907	

8	83 Andy McALLISTER			
	C500		Behind	15.815
Best Time	1:59.759	Best Speed	63.127	On 3 Gp
Lap	Elapsed Time	Lap Time	Lap Speed	
1	15:26:58.344	2:52.689	43.778	
2	15:28:59.925	2:01.581	62.181	
3	15:30:59.684	1:59.759	63.127	
4	15:32:59.995	2:00.311	62.837	

9	68 Phil LUNNEY			
	C500		Behind	23.797
Best Time	2:07.741	Best Speed	59.182	On 4 Gp
Lap	Elapsed Time	Lap Time	Lap Speed	
1	15:26:19.044	2:13.389	56.676	
2	15:28:30.468	2:11.424	57.524	
3	15:30:39.791	2:09.323	58.458	
4	15:32:47.532	2:07.741	59.182	

CDE COOKSTOWN 100

SENIOR CLASSIC

Orritor 2.100 miles

R12: Skegness Raceway Senior Classic

22/04/2023 15:05

Race (8 Laps)

RACE 12 - SENIOR CLASSIC

6	34 A		
5	83 A	48 B	68 C
4	35 A	9 B	2 C
3	101 A	46 B	
2	14 A	40 B	51 C
1	42 A	12 B	3 C

POLE POSITION

Promoted by Cookstown and District MCC

Orbits

Provisional result to be confirmed by the Stewards of the Meeting subject to the completion of technical inspections and the time limit for protests
MCUI (Ulster Centre) Timing @ www.elaps-timing.com



CDE COOKSTOWN 100

SENIOR CLASSIC 500cc/1000cc
R12: Skegness Raceway Senior Classic
Saturday, 22 April 2023



Classic 1000cc

Pos	Class	No	Name	Machine / Sponsor	Gp	Laps	Total Time	Behind	Speed	-----Best Lap-----		
										Time	Speed	On
Race Classification												
1	C1000	42	Andy HORNBY	RPS Triumph 750	a	6	11:13.104		67.389	1:50.550	68.385	3
2	C1000	101	Robert McCRUM	Honda 500-4	a	6	12:01.313	48.209	62.885	1:56.409	64.943	4
3	C1000	51	Andy KILDEA	Honda 750 - Signature Tiles	a	6	12:19.424	1:06.320	61.345	2:01.435	62.256	4

Fastest Lap

C1000	42	Andy HORNBY	RPS Triumph 750	1:50.550	68.385	3
-------	----	-------------	-----------------	----------	--------	---

Not Classified

DNF	C1000	12	Richard FORD	Norton 920 - Bob Jackson Racing	a	1	2:05.649		60.168	2:05.649	60.168	1
------------	-------	----	--------------	---------------------------------	---	---	----------	--	--------	----------	--------	---

Classic 500cc

Pos	Class	No	Name	Machine / Sponsor	Gp	Laps	Total Time	Behind	Speed	-----Best Lap-----		
										Time	Speed	On
Race Classification												
1	C500	3	Wattie BROWN	Manx Norton 498 - ACP	a	6	11:35.335		65.235	1:53.037	66.881	2
2	C500	40	Barry DAVIDSON	Honda 500 - Team Gimbert	a	6	11:36.264	0.929	65.148	1:52.776	67.036	2
3	C500	14	Nigel MOORE	Seeley G50 500	a	6	11:37.672	2.337	65.016	1:53.064	66.865	2
4	C500	46	Mark JOHNSON	Honda 500 - Woolsey Concrete	a	6	12:18.182	42.847	61.448	2:01.183	62.385	5
5	C500	68	Phil LUNNEY	Honda 500	b	5	11:45.029	1 Lap	53.615	2:19.031	54.376	3


Fastest Lap

C500	40	Barry DAVIDSON	Honda 500 - Team Gimbert	1:52.776	67.036	2
------	----	----------------	--------------------------	----------	--------	---

Not Classified

DNF	C500	9	Sam KINKEAD	Seeley Matchless 499	b	4	8:41.523		57.984	2:08.350	58.901	2
------------	------	---	-------------	----------------------	---	---	----------	--	--------	----------	--------	---

Provisional result to be confirmed by the Stewards of the Meeting subject to completion of technical inspections & the time limit for protests

Circuit	Orritor	Signed		Organising Club	Cookstown & District MCC
Length(miles)	2.1000		Chief Timekeeper	Race Started	16:08
Weather	Rain	Issued At:	16:23	Gp Time Diff - b	10.00
Track	Wet				

CDE COOKSTOWN 100

SENIOR CLASSIC 500cc/1000cc

R12: Skegness Raceway Senior Classic

Saturday, 22 April 2023

DETAILED RESULT



Classic 1000cc

Race Classification

1 42 Andy HORNBY

Total Time **11:13.104** Avg Speed **67.389** Behind
Best Time **1:50.550** Best Speed **68.385** On **3** Gp **a**

Lap	Elapsed Time	Lap Time	Lap Speed
1	1:55.086	1:55.086	65.690
2	3:45.809	1:50.723	68.278
3	5:36.359	1:50.550	68.385
4	7:27.858	1:51.499	67.803
5	9:21.846	1:53.988	66.323
6	11:13.104	1:51.258	67.950

2 101 Robert McCRUM

Total Time **12:01.313** Avg Speed **62.885** Behind **48.209**
Best Time **1:56.409** Best Speed **64.943** On **4** Gp **a**

Lap	Elapsed Time	Lap Time	Lap Speed
1	2:07.056	2:07.056	59.501
2	4:11.026	2:03.970	60.982
3	6:08.905	1:57.879	64.134
4	8:05.314	1:56.409	64.943
5	10:03.207	1:57.893	64.126
6	12:01.313	1:58.106	64.010

3 51 Andy KILDEA

Total Time **12:19.424** Avg Speed **61.345** Behind **1:06.320**
Best Time **2:01.435** Best Speed **62.256** On **4** Gp **a**

Lap	Elapsed Time	Lap Time	Lap Speed
1	2:05.677	2:05.677	60.154
2	4:10.900	2:05.223	60.372
3	6:12.450	2:01.550	62.197
4	8:13.885	2:01.435	62.256
5	10:15.350	2:01.465	62.240
6	12:19.424	2:04.074	60.931

Not Classified

DNF 12 Richard FORD

Total Time **2:05.649** Avg Speed **60.168** Behind
Best Time **2:05.649** Best Speed **60.168** On **1** Gp **a**

Lap	Elapsed Time	Lap Time	Lap Speed
1	2:05.649	2:05.649	60.168

CDE COOKSTOWN 100

SENIOR CLASSIC 500cc/1000cc

R12: Skegness Raceway Senior Classic

Saturday, 22 April 2023

DETAILED RESULT



Classic 500cc

Race Classification

1 3 Wattie BROWN

Total Time **11:35.335** Avg Speed **65.235** Behind
Best Time **1:53.037** Best Speed **66.881** On **2** Gp **a**

Lap	Elapsed Time	Lap Time	Lap Speed
1	2:00.970	2:00.970	62.495
2	3:54.007	1:53.037	66.881
3	5:47.427	1:53.420	66.655
4	7:42.021	1:54.594	65.972
5	9:36.401	1:54.380	66.095
6	11:35.335	1:58.934	63.565

2 40 Barry DAVIDSON

Total Time **11:36.264** Avg Speed **65.148** Behind **0.929**
Best Time **1:52.776** Best Speed **67.036** On **2** Gp **a**

Lap	Elapsed Time	Lap Time	Lap Speed
1	2:00.129	2:00.129	62.932
2	3:52.905	1:52.776	67.036
3	5:46.388	1:53.483	66.618
4	7:42.213	1:55.825	65.271
5	9:36.998	1:54.785	65.862
6	11:36.264	1:59.266	63.388

3 14 Nigel MOORE

Total Time **11:37.672** Avg Speed **65.016** Behind **2.337**
Best Time **1:53.064** Best Speed **66.865** On **2** Gp **a**

Lap	Elapsed Time	Lap Time	Lap Speed
1	2:00.534	2:00.534	62.721
2	3:53.598	1:53.064	66.865
3	5:47.148	1:53.550	66.579
4	7:43.877	1:56.729	64.765
5	9:40.810	1:56.933	64.652
6	11:37.672	1:56.862	64.692

4 46 Mark JOHNSON

Total Time **12:18.182** Avg Speed **61.448** Behind **42.847**
Best Time **2:01.183** Best Speed **62.385** On **5** Gp **a**

Lap	Elapsed Time	Lap Time	Lap Speed
1	2:08.091	2:08.091	59.021
2	4:10.934	2:02.843	61.542
3	6:12.997	2:02.063	61.935
4	8:14.389	2:01.392	62.278
5	10:15.572	2:01.183	62.385
6	12:18.182	2:02.610	61.659

Classic 500cc

Race Classification

5 68 Phil LUNNEY

Total Time **11:45.029** Avg Speed **53.615** Behind **1 Lap**
Best Time **2:19.031** Best Speed **54.376** On **3** Gp **b**

Lap	Elapsed Time	Lap Time	Lap Speed
1	2:22.815	2:22.815	52.936
2	4:43.211	2:20.396	53.848
3	7:02.242	2:19.031	54.376
4	9:22.657	2:20.415	53.840
5	11:45.029	2:22.372	53.100

Not Classified

DNF 9 Sam KINKEAD

Total Time **8:41.523** Avg Speed **57.984** Behind
Best Time **2:08.350** Best Speed **58.901** On **2** Gp **b**

Lap	Elapsed Time	Lap Time	Lap Speed
1	2:13.072	2:13.072	56.811
2	4:21.422	2:08.350	58.901
3	6:31.392	2:09.970	58.167
4	8:41.523	2:10.131	58.095

CDE COOKSTOWN 100

SENIOR CLASSIC 500cc/1000cc

R12: Skegness Raceway Senior Classic

LAP CHART

**1**

No	Name	Gp	Time of Day	Lap Time
42	Andy HORNBY	a	16:10:11.147	1:55.086
40	Barry DAVIDSON	a	16:10:16.190	2:00.129
14	Nigel MOORE	a	16:10:16.595	2:00.534
3	Wattie BROWN	a	16:10:17.031	2:00.970
12	Richard FORD	a	16:10:21.710	2:05.649
51	Andy KILDEA	a	16:10:21.738	2:05.677
101	Robert McCURUM	a	16:10:23.117	2:07.056
46	Mark JOHNSON	a	16:10:24.152	2:08.091
9	Sam KINKEAD	b	16:10:39.133	2:13.072
68	Phil LUNNEY	b	16:10:48.876	2:22.815

5

No	Name	Gp	Time of Day	Lap Time
42	Andy HORNBY	a	16:17:37.907	1:53.988
3	Wattie BROWN	a	16:17:52.462	1:54.380
40	Barry DAVIDSON	a	16:17:53.059	1:54.785
14	Nigel MOORE	a	16:17:56.871	1:56.933
101	Robert McCURUM	a	16:18:19.268	1:57.893
51	Andy KILDEA	a	16:18:31.411	2:01.465
46	Mark JOHNSON	a	16:18:31.633	2:01.183
68	Phil LUNNEY	b	16:20:11.090	2:22.372

2

No	Name	Gp	Time of Day	Lap Time
42	Andy HORNBY	a	16:12:01.870	1:50.723
40	Barry DAVIDSON	a	16:12:08.966	1:52.776
14	Nigel MOORE	a	16:12:09.659	1:53.064
3	Wattie BROWN	a	16:12:10.068	1:53.037
51	Andy KILDEA	a	16:12:26.961	2:05.223
46	Mark JOHNSON	a	16:12:26.995	2:02.843
101	Robert McCURUM	a	16:12:27.087	2:03.970
9	Sam KINKEAD	b	16:12:47.483	2:08.350
68	Phil LUNNEY	b	16:13:09.272	2:20.396

6

No	Name	Gp	Time of Day	Lap Time
42	Andy HORNBY	a	16:19:29.165	1:51.258
3	Wattie BROWN	a	16:19:51.396	1:58.934
40	Barry DAVIDSON	a	16:19:52.325	1:59.266
14	Nigel MOORE	a	16:19:53.733	1:56.862
101	Robert McCURUM	a	16:20:17.374	1:58.106
46	Mark JOHNSON	a	16:20:34.243	2:02.610
51	Andy KILDEA	a	16:20:35.485	2:04.074

3

No	Name	Gp	Time of Day	Lap Time
42	Andy HORNBY	a	16:13:52.420	1:50.550
40	Barry DAVIDSON	a	16:14:02.449	1:53.483
14	Nigel MOORE	a	16:14:03.209	1:53.550
3	Wattie BROWN	a	16:14:03.488	1:53.420
101	Robert McCURUM	a	16:14:24.966	1:57.879
51	Andy KILDEA	a	16:14:28.511	2:01.550
46	Mark JOHNSON	a	16:14:29.058	2:02.063
9	Sam KINKEAD	b	16:14:57.453	2:09.970
68	Phil LUNNEY	b	16:15:28.303	2:19.031

4

No	Name	Gp	Time of Day	Lap Time
42	Andy HORNBY	a	16:15:43.919	1:51.499
3	Wattie BROWN	a	16:15:58.082	1:54.594
40	Barry DAVIDSON	a	16:15:58.274	1:55.825
14	Nigel MOORE	a	16:15:59.938	1:56.729
101	Robert McCURUM	a	16:16:21.375	1:56.409
51	Andy KILDEA	a	16:16:29.946	2:01.435
46	Mark JOHNSON	a	16:16:30.450	2:01.392
9	Sam KINKEAD	b	16:17:07.584	2:10.131
68	Phil LUNNEY	b	16:17:48.718	2:20.415