



at Bishopscourt
Saturday 15th & Sunday 16th July 2023

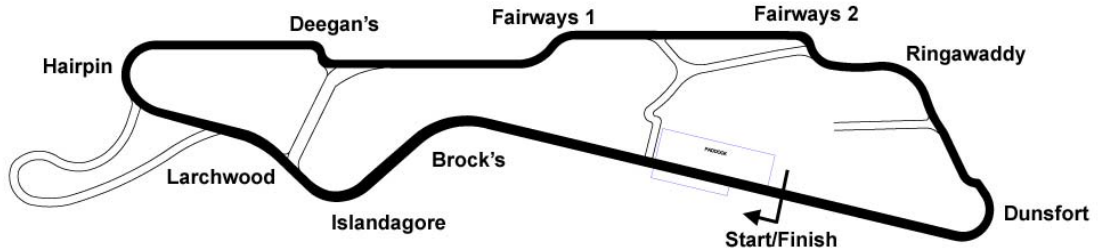
promoted by
Mid Antrim 150 Club
www.midantrim150.co.uk
<https://en-gb.facebook.com/midantrim150/>



SUPERSPORT
including The Donny Robinson Memorial Race
&
SUPERSPORT CUP



Bishopscourt National Circuit 1.824 miles



LAP RECORDS at the start of the meeting

Class	Rider	Machine	m	s	mph	Date
Moto-ONE	Jonny Campbell	Kawasaki 300	1	19.552	82.542	18-08-18
Supersport 300	Cameron Dawson	Kawasaki 400	1	16.427	85.917	07-08-21
125cc GP	Nigel Percy	Honda	1	13.913	88.840	21-10-07
Moto 3	Richard Kerr	KTM 250	1	13.640	89.169	22-10-16
Moto 450	Hudson Kennaugh	Kawasaki	1	16.623	85.698	15-04-17
250cc GP	Mark Hanna	Honda	1	11.963	91.247	16-10-10
Classic GP	Gareth Keys	Yamaha 350	1	15.588	86.871	21-07-18
Lightweight Supersport	Gary McCoy	Yamaha 400	1	14.021	88.710	18-08-18
Supermono	Dave Walsh	Kramer 690	1	17.090	85.178	16-04-22
Production Twin	Eunan McGlinchey	Suzuki 650	1	12.117	91.052	20-08-17
SuperTwin	Eunan McGlinchey	Kawasaki 650	1	10.252	93.469	20-10-18
Pre-Injection 600	Steven Titterington	Yamaha 600	1	11.917	91.305	19-09-15
Pre-Injection 1000	Andrew Brady	Yamaha 1000	1	12.154	91.005	18-09-21
Supersport	Glenn Irwin	Kawasaki	1	07.474	97.317	25-10-14
Supersport Cup	Eunan McGlinchey	Suzuki	1	09.259	94.809	17-09-17
Superbike	Christian Iddon	BMW	1	05.223	100.676	22-10-16
Superbike Cup	Gary McCoy	Suzuki	1	09.123	94.996	22-10-18
Sidecar	Tim Reeves	LCR Kawasaki	1	10.032	93.763	25-10-14
	Lee Watson					
Classic 250cc	Brian Mateer	Suzuki	1	25.419	76.873	16-09-18
Classic 350cc	James Conroy	Honda	1	23.114	79.005	15-04-17
Classic 500cc	Alex Conroy	Honda	1	24.275	77.916	19-04-14
Classic 1000cc	Stephen McKeown	Triumph 750	1	22.215	79.869	16-07-22



USBK R5 - Bishopscourt National

Sorted on best lap time

SUPERSPORT

Bishopscourt National 1.824 miles

Q3: Supersport Pro Qualifying

15/07/2023 09:41

Practice started at 9:59:33

Pos	Class	No.	Name	T	Machine	Sponsor	Best Tm	Diff	Gap	Best Speed	In Lap	Laps	2nd Best
1	USS	38	Jason LYNN		Yamaha	JMcC Roofing	1:09.872			93.978	4	8	1:10.206
2	USS	57	Korie McGREEVY		Kawasaki	McAadoo Kawasaki Racing	1:10.027	0.155	0.155	93.770	7	7	1:10.244
3	USS	42	Luke JOHNSTON		Honda	AKR Thomas Bourne Racing	1:10.617	0.745	0.590	92.986	4	8	1:10.706
4	USS	88	Emmet O'GRADY		Yamaha		1:12.944	3.072	2.327	90.020	5	7	1:13.087
5	USS	3	Andrew SMYTH		Kawasaki	MPW	1:13.504	3.632	0.560	89.334	4	4	1:14.077
6	USS	20	Scott McCRORY		Honda	AKR/Thomas Bourne Racing	1:13.560	3.688	0.056	89.266	7	8	1:13.892
7	USS	12	William DONNELLY		Yamaha	DMS	1:13.785	3.913	0.225	88.994	6	6	1:15.889
8	USS	411	Aaron SPENCE		Yamaha	WG Racing	1:13.899	4.027	0.114	88.856	4	6	1:14.181
9	USS	6	Gary SCOTT		Yamaha		1:14.270	4.398	0.371	88.413	5	5	1:15.437
10	USS	8	Christian ELKIN		Yamaha	DynoCentre NI	1:14.479	4.607	0.209	88.164	3	5	1:14.489
11	USS	53	Tom GREENWOOD		Kawasaki	Henry Bros	1:14.536	4.664	0.057	88.097	4	7	1:14.554
12	USS	30	Ajay CAREY		Yamaha	Magic Bullet	1:14.570	4.698	0.034	88.057	6	6	1:14.590
13	USS	15	Alex DUNCAN		Yamaha	Magic Bullet	1:15.108	5.236	0.538	87.426	5	5	1:15.662
14	USS	157	Jack O'GRADY		Suzuki		1:15.263	5.391	0.155	87.246	7	7	1:15.492
15	USS	106	Leon DUFFY		Kawasaki	LDC Racing	1:15.328	5.456	0.065	87.171	7	7	1:15.504
16	USS	99	Sean BROLLY		Suzuki		1:15.526	5.654	0.198	86.942	7	7	1:16.184
17	USS	164	Stephen TOBIN		Kawasaki		1:17.766	7.894	2.240	84.438	6	7	1:17.903
18	USS	191	Graham McALEESE		Honda		1:21.542	11.670	3.776	80.528	4	4	3:23.467

Announcements

Weather: Sunny / Track: Dry

Promoted by Mid-Antrim 150 Club

Provisional result subject to technical inspections/time limit for protests

www.elaps-timing.com | Facebook: elaps-timing

Live Timing: <https://speedhive.mylaps.com/livetiming/elaps-timing>

Printed: 15/07/2023 10:11:51

Orbits

Chief Timekeeper





USBK R5 - Bishopscourt National

SUPERSPORT

Bishopscourt National 1.824 miles

Q3: Supersport Pro Qualifying

15/07/2023 09:41

Practice started at 9:59:33

(38) Jason LYNN	4	1:14.486	+0.926	4	1:14.998	+0.428	2	3:23.467	+2:01.925
	5	1:13.892	+0.332	5	1:14.590	+0.020	3	3:32.914	+2:11.372
	6	1:14.385	+0.825	6	1:14.570		4	1:21.542	
	7	1:13.560							
	8	1:31.198	+17.638						
				(15) Alex DUNCAN					
				1					
				2	1:19.580	+4.472			
				3	1:17.061	+1.953			
				4	1:15.662	+0.554			
				5	1:15.108				
				(12) William DONNELLY					
				1					
				2	1:23.408	+9.623			
				3	1:16.088	+2.303			
				4	1:15.889	+2.104			
				5	1:25.395	+11.610			
				6	1:13.785				
				(17) Jack O'GRADY					
				1					
				2	1:18.325	+3.062			
				3	1:17.307	+2.044			
				4	1:16.390	+1.127			
				5	1:16.351	+1.088			
				6	1:15.492	+0.229			
				7	1:15.263				
				(106) Leon DUFFY					
				1					
				2	1:19.650	+4.322			
				3	1:17.843	+2.515			
				4	1:16.376	+1.048			
				5	1:16.372	+1.044			
				6	1:15.504	+0.176			
				7	1:15.328				
				(6) Gary SCOTT					
				1					
				2	1:16.098	+1.828			
				3	1:16.232	+1.962			
				4	1:15.437	+1.167			
				5	1:14.270				
				(8) Christian ELKIN					
				1					
				2	1:19.182	+4.703			
				3	1:14.479				
				4	1:14.489	+0.010			
				5	1:17.545	+3.066			
				(53) Tom GREENWOOD					
				1					
				2	1:15.723	+1.187			
				3	1:14.697	+0.161			
				4	1:14.536				
				5	1:14.795	+0.259			
				6	1:15.325	+0.789			
				7	1:14.554	+0.018			
				(99) Sean BROLLY					
				1					
				2	1:18.680	+3.154			
				3	1:17.027	+1.501			
				4	1:18.152	+2.626			
				5	1:16.828	+1.302			
				6	1:16.184	+0.658			
				7	1:15.526				
				(164) Stephen TOBIN					
				1					
				2	1:21.075	+3.309			
				3	1:20.590	+2.824			
				4	1:19.040	+1.274			
				5	1:17.903	+0.137			
				6	1:17.766				
				7	1:20.235	+2.469			
				(191) Graham McALEESE					
				1					
(3) Andrew SMYTH	1			2					
	2	1:15.181	+1.677	3					
	3	1:14.077	+0.573	4					
	4	1:13.504							
(20) Scott McCORRY	1			2					
	2	1:18.242	+4.682	3					
	3	1:15.731	+2.171						
				(30) Ajay CAREY					
				1					
				2	1:17.568	+2.998			
				3	1:16.226	+1.656			

Promoted by Mid-Antrim 150 Club

Provisional result subject to technical inspections/time limit for protests

www.elaps-timing.com | Facebook: elaps-timing

Live Timing: <https://speedhive.mylaps.com/livetiming/elaps-timing>

Printed: 15/07/2023 10:12:41

Chief Timekeeper



Orbits



USBK R5 - Bishopscourt National

Sorted on best lap time

SUPERSPORT CUP

Bishopscourt National 1.824 miles

Q4: Supersport Cup Qualifying

15/07/2023 09:54

Practice started at 10:14:24

Pos	Class	No.	Name	T	Machine	Sponsor	Best Tm	Diff	Gap	Best Speed	In Lap	Laps	2nd Best
1	USScup	267	Jack WHEARTY		Yamaha	DM Groundworks	1:15.461			87.017	3	6	1:16.009
2	USScup	97	Lee HARA		Yamaha	Doors Plus Floors	1:15.877	0.416	0.416	86.540	4	6	1:17.530
3	USScup	154	Andrew LOUGHLIN		Yamaha		1:16.151	0.690	0.274	86.229	6	6	1:16.633
4	USScup	94	Caomhan CANNY		Yamaha		1:16.228	0.767	0.077	86.142	4	5	1:16.733
5	USScup	51	Keith RICHARDSON		Kawasaki		1:16.284	0.823	0.056	86.078	4	5	1:18.406
6	USScup	244	Ryan WADE		Suzuki	RWR	1:16.568	1.107	0.284	85.759	4	4	1:20.514
7	USScup	959	Alastair JACKSON		Kawasaki		1:16.745	1.284	0.177	85.561	4	4	1:17.691
8	USScup	152	Gary REILLY		Yamaha	Brann Technology	1:16.996	1.535	0.251	85.282	4	5	1:17.548
9	USScup	201	Alan MAIRS		Suzuki		1:17.476	2.015	0.480	84.754	4	5	1:17.598
10	USScup	72	Martin BURNETT		Honda	AKR Thomas Bourne Racing	1:17.682	2.221	0.206	84.529	5	6	1:18.568
11	USScup	52	Kelan SMITH		Yamaha		1:17.765	2.304	0.083	84.439	4	5	1:20.020
12	USScup	183	Ross MOORE		Honda	B Moore	1:17.856	2.395	0.091	84.340	4	6	1:19.287
13	USScup	221	Scott CLEMENTS		Kawasaki	JMcC Roofing	1:18.030	2.569	0.174	84.152	5	6	1:18.240
14	USScup	10	Brandon KAVANAGH		Kawasaki		1:18.066	2.605	0.036	84.113	5	6	1:18.743
15	USScup	95	Conor MAGUIRE		Kawasaki		1:18.224	2.763	0.158	83.944	5	5	1:18.976
16	USScup	40	Darragh CREAN		Yamaha		1:18.241	2.780	0.017	83.925	3	5	1:18.424
17	USScup	264	Trevor ELLIOTT		Yamaha		1:18.713	3.252	0.472	83.422	5	5	1:20.484
18	USScup	27	Gary ANNAN		Honda	Boyleless Racing Team	1:18.739	3.278	0.026	83.395	5	5	1:18.886
19	USScup	156	Jordan GRIER		Kawasaki		1:19.504	4.043	0.765	82.592	5	5	1:21.381
20	USScup	215	James DOY		Honda		1:19.569	4.108	0.065	82.525	5	5	1:20.357
21	USScup	12	Alan ARMSTRONG		Triumph		1:19.725	4.264	0.156	82.363	5	5	1:21.245
22	USScup	60	Scott RUSSELL		Kawasaki		1:19.891	4.430	0.166	82.192	4	5	1:20.348
23	USScup	625	Sean CROSSAN		Yamaha		1:19.903	4.442	0.012	82.180	5	5	1:20.007
24	USScup	113	Lee McGAVOCK		Ducati	North Coast Pizza	1:20.030	4.569	0.127	82.049	6	6	1:20.454
25	USScup	711	Mark AIKEN		Yamaha		1:20.038	4.577	0.008	82.041	5	5	1:21.515
26	USScup	161	Barry GASTON		Kawasaki		1:20.345	4.884	0.307	81.728	5	5	1:21.428
27	USScup	63	Ben CROOKS		Kawasaki	BCR	1:21.659	6.198	1.314	80.412	5	5	1:23.447
28	USScup	355	Shane MULLIGAN		Yamaha	Eamon Mulligan	1:21.930	6.469	0.271	80.146	4	5	1:25.386
29	USScup	928	Alan KELLER		Yamaha		1:22.021	6.560	0.091	80.058	4	5	1:22.721
30	USScup	941	Jamie DICKSON		Yamaha		1:22.047	6.586	0.026	80.032	3	5	1:23.652
31	USScup	952	Wayne TOBIN		Suzuki		1:22.148	6.687	0.101	79.934	5	5	1:23.028
32	USScup	71	Anthony EWING		Ducati		1:22.599	7.138	0.451	79.497	3	5	1:23.082
33	USScup	983	Adrian HEANEY		Kawasaki		1:22.885	7.424	0.286	79.223	3	5	1:23.730
34	USScup	935	Aaron MALONE		Honda		1:23.709	8.248	0.824	78.443	3	4	1:23.814
35	USScup	998	Jack COYLE		Yamaha		1:23.966	8.505	0.257	78.203	3	5	1:25.885
36	USScup	936	Keith BYRNE		Yamaha		1:24.910	9.449	0.944	77.334	3	5	1:28.434
37	USScup	136	John O'DONOVAN		Kawasaki		1:25.578	10.117	0.668	76.730	5	5	1:26.015
38	USScup	954	Gareth DUNLOP		Honda		1:28.051	12.590	2.473	74.575	4	5	1:29.093
39	USScup	992	Anthony FOWLEY		Kawasaki		1:32.869	17.408	4.818	70.706	5	5	1:33.267
40	USScup	48	Seamus LEE		Yamaha					-	1	1	

Announcements

Weather: Cloudy / Track: Dry

Promoted by Mid-Antrim 150 Club

Orbits

Provisional result subject to technical inspections/time limit for protests

www.elaps-timing.com | Facebook: elaps-timing

Live Timing: <https://speedhive.mylaps.com/livetiming/elaps-timing>

Printed: 15/07/2023 10:55:17

Chief Timekeeper





USBK R5 - Bishopscourt National

SUPERSPORT CUP

Bishopscourt National 1.824 miles

Q4: Supersport Cup Qualifying

15/07/2023 09:54

Practice started at 10:14:24

(267) Jack WHEARTY			(152) Gary REILLY			(95) Conor MAGUIRE			(60) Scott RUSSELL		
1			1			1			1		
2	1:16.903	+1.442	2	1:22.500	+5.504	2	1:21.658	+3.592	2	1:26.322	+6.597
3	1:15.461		3	1:19.541	+2.545	3	1:19.849	+1.783	3	1:23.061	+3.336
4	1:16.009	+0.548	4	1:16.996		4	1:19.867	+1.801	4	1:21.245	+1.520
5	1:17.026	+1.565	5	1:17.548	+0.552	5	1:18.066		5	1:19.725	
6	1:16.279	+0.818				6	1:18.743	+0.677			
(97) Lee HARA			(201) Alan MAIRS			(40) Darragh CREAM			(625) Sean CROSSAN		
1			1			1			1		
2	1:18.637	+2.760	2	2:23.710	+1:06.234	2	1:21.515	+3.291	2	1:29.660	+9.769
3	1:17.530	+1.653	3	1:17.928	+0.452	3	1:22.525	+4.301	3	1:23.377	+3.486
4	1:15.877		4	1:17.476		4	1:18.976	+0.752	4	1:19.891	
5	1:17.589	+1.712	5	1:17.598	+0.122	5	1:18.224		5	1:20.348	+0.457
6	1:20.277	+4.400									
(154) Andrew LOUGHLIN			(72) Martin BURNETT			(264) Trevor ELLIOTT			(113) Lee McGAVOCK		
1			1			1			1		
2	1:19.015	+2.864	2	1:22.413	+4.731	2	1:21.728	+3.487	2	1:20.356	+0.453
3	1:16.633	+0.482	3	1:18.718	+1.036	3	1:18.241		3	1:21.027	+1.124
4	1:19.260	+3.109	4	1:18.568	+0.886	4	1:20.036	+1.795	4	1:20.007	+0.104
5	1:30.616	+14.465	5	1:17.682		5	1:18.424	+0.183	5	1:19.903	
6	1:16.151		6	1:18.692	+1.010						
(94) Caomhan CANNY			(52) Kelan SMITH			(27) Gary ANNAN			(711) Mark AIKEN		
1			1			1			1		
2	1:17.047	+0.819	2	1:21.034	+3.269	2	1:24.977	+6.264	2	1:21.537	+1.507
3	1:18.778	+2.550	3	1:20.530	+2.765	3	1:22.150	+3.437	3	1:21.040	+1.010
4	1:16.228		4	1:17.765		4	1:20.484	+1.771	4	1:20.461	+0.431
5	1:16.733	+0.505	5	1:20.020	+2.255	5	1:18.713		5	1:20.454	+0.424
									6	1:20.030	
(51) Keith RICHARDSON			(183) Ross MOORE			(156) Jordan GRIER			(161) Barry GASTON		
1			1			1			1		
2	1:18.525	+2.241	2	1:19.588	+1.732	2	1:22.671	+3.167	2	1:26.162	+5.817
3	1:18.406	+2.122	3	1:20.141	+2.285	3	1:22.852	+4.113	3	1:21.811	+1.466
4	1:16.284		4	1:17.856		4	1:18.886	+0.147	4	1:21.515	+1.477
5	1:18.836	+2.552	5	1:19.287	+1.431	5	1:18.739		5	1:20.038	
			6	1:20.941	+3.085						
(244) Ryan WADE			(221) Scott CLEMENTS			(215) James DOY			(63) Ben CROOKS		
1			1			1			1		
2	1:20.514	+3.946	2	1:22.517	+4.487	2	1:22.671	+3.167	2	1:26.162	+5.817
3	1:21.753	+5.185	3	1:20.924	+2.894	3	1:25.403	+5.899	3	1:21.811	+1.466
4	1:16.568		4	1:20.067	+2.037	4	1:21.381	+1.877	4	1:21.428	+1.083
			5	1:18.030		5	1:19.504		5	1:20.345	
			6	1:18.240	+0.210						
(959) Alastair JACKSON			(10) Brandon KAVANAGH			(12) Alan ARMSTRONG					
1			1			1					
2	1:17.691	+0.946				2	1:26.750	+7.181			
3	1:19.212	+2.467				3	1:20.357	+0.788			
						4	1:20.750	+1.181			
						5	1:19.569				

Promoted by Mid-Antrim 150 Club

Provisional result subject to technical inspections/time limit for protests

www.elaps-timing.com | Facebook: elaps-timing

Live Timing: <https://speedhive.mylaps.com/livetiming/elaps-timing>

Printed: 15/07/2023 10:55:48

Chief Timekeeper





USBK R5 - Bishopscourt National

SUPERSPORT CUP

Bishopscourt National 1.824 miles

Q4: Supersport Cup Qualifying

15/07/2023 09:54

Practice started at 10:14:24

(355) Shane MULLIGAN			1		
1			2	1:27.090	+3.124
2	1:28.588	+6.658	3	1:23.966	
3	1:25.386	+3.456	4	1:25.885	+1.919
4	1:21.930		5	1:59.376	+35.410
5	1:27.112	+5.182	(936) Keith BYRNE		
(928) Alan KELLER			1		
1			2	1:28.648	+3.738
2	1:22.721	+0.700	3	1:24.910	
3	1:28.129	+6.108	4	1:28.434	+3.524
4	1:22.021		5	1:28.846	+3.936
5	1:25.590	+3.569	(136) John O'DONOVAN		
(941) Jamie DICKSON			1		
1			2	1:28.485	+2.907
2	1:24.845	+2.798	3	1:26.397	+0.819
3	1:22.047		4	1:26.015	+0.437
4	1:24.019	+1.972	5	1:25.578	
5	1:23.652	+1.605	(954) Gareth DUNLOP		
(952) Wayne TOBIN			1		
1			2	1:30.891	+2.840
2	1:27.377	+5.229	3	1:29.093	+1.042
3	1:23.686	+1.538	4	1:28.051	
4	1:23.028	+0.880	5	1:29.780	+1.729
5	1:22.148		(992) Anthony FOWLEY		
(71) Anthony EWING			1		
1			2	1:34.819	+1.950
2	1:28.479	+5.880	3	1:34.175	+1.306
3	1:22.599		4	1:33.267	+0.398
4	1:23.193	+0.594	5	1:32.869	
5	1:23.082	+0.483	(48) Seamus LEE		
(983) Adrian HEANEY			1		
1					
2	1:24.215	+1.330			
3	1:22.885				
4	1:24.405	+1.520			
5	1:23.730	+0.845			
(935) Aaron MALONE					
1					
2	1:23.814	+0.105			
3	1:23.709				
4	1:28.865	+5.156			
(998) Jack COYLE					



USBK R5 - Bishopscourt National

SUPERSPORT

Bishopscourt National 1.824 miles

SUPERSPORT COMBINED QUALIFYING

Pos	Class	No.	Name	T	Machine	Sponsor	Overall BestTm	Diff	Gap	R1. Best Tm	R2. Best Tm	2nd Overall Time
1	USS	38	Jason LYNN		Yamaha	JMcC Roofing	1:09.872			1:09.872		1:10.206
2	USS	57	Korie McGREEVY		Kawasaki	McAadoo Kawasaki Racing	1:10.027	0.155	0.155	1:10.027		1:10.244
3	USS	42	Luke JOHNSTON		Honda	AKR Thomas Bourne Racing	1:10.617	0.745	0.590	1:10.617		1:10.706
4	USS	88	Emmet O'GRADY		Yamaha		1:12.944	3.072	2.327	1:12.944		1:13.087
5	USS	3	Andrew SMYTH		Kawasaki	MPW	1:13.504	3.632	0.560	1:13.504		1:14.077
6	USS	20	Scott McCRORY		Honda	AKR/Thomas Bourne Racing	1:13.560	3.688	0.056	1:13.560		1:13.892
7	USS	12	William DONNELLY		Yamaha	DMS	1:13.785	3.913	0.225	1:13.785		1:15.889
8	USS	411	Aaron SPENCE		Yamaha	WG Racing	1:13.899	4.027	0.114	1:13.899		1:14.181
9	USS	6	Gary SCOTT		Yamaha		1:14.270	4.398	0.371	1:14.270		1:15.437
10	USS	8	Christian ELKIN		Yamaha	DynoCentre NI	1:14.479	4.607	0.209	1:14.479		1:14.489
11	USS	53	Tom GREENWOOD		Kawasaki	Henry Bros	1:14.536	4.664	0.057	1:14.536		1:14.554
12	USS	30	Ajay CAREY		Yamaha	Magic Bullet	1:14.570	4.698	0.034	1:14.570		1:14.590
13	USS	15	Alex DUNCAN		Yamaha	Magic Bullet	1:15.108	5.236	0.538	1:15.108		1:15.662
14	USS	157	Jack O'GRADY		Suzuki		1:15.263	5.391	0.155	1:15.263		1:15.492
15	USS	106	Leon DUFFY		Kawasaki	LDC Racing	1:15.328	5.456	0.065	1:15.328		1:15.504
16	USScup	267	Jack WHEARTY		Yamaha	DM Groundworks	1:15.461	5.589	0.133		1:15.461	1:16.009
17	USS	99	Sean BROLLY		Suzuki		1:15.526	5.654	0.065	1:15.526		1:16.184
18	USScup	97	Lee HARA		Yamaha	Doors Plus Floors	1:15.877	6.005	0.351		1:15.877	1:17.530
19	USScup	154	Andrew LOUGHLIN		Yamaha		1:16.151	6.279	0.274		1:16.151	1:16.633
20	USScup	94	Caomhan CANNY		Yamaha		1:16.228	6.356	0.077		1:16.228	1:16.733
21	USScup	51	Keith RICHARDSON		Kawasaki		1:16.284	6.412	0.056		1:16.284	1:18.406
22	USScup	244	Ryan WADE		Suzuki	RWR	1:16.568	6.696	0.284		1:16.568	1:20.514
23	USScup	959	Alastair JACKSON		Kawasaki		1:16.745	6.873	0.177		1:16.745	1:17.691
24	USScup	152	Gary REILLY		Yamaha	Brann Technology	1:16.996	7.124	0.251		1:16.996	1:17.548
25	USS	164	Stephen TOBIN		Kawasaki		1:17.766	7.894	0.001	1:17.766		1:17.903
26	USS	191	Graham McALEESE		Honda		1:21.542	11.670	1.197	1:21.542		3:23.467
27	USS	89	Mark CONLIN		Yamaha	NRG-Moto.com						
28	USScup	201	Alan MAIRS		Suzuki		1:17.476	7.604	0.480		1:17.476	1:17.598
29	USScup	72	Martin BURNETT		Honda	AKR Thomas Bourne Racing	1:17.682	7.810	0.206		1:17.682	1:18.568
30	USScup	52	Kelan SMITH		Yamaha		1:17.765	7.893	0.083		1:17.765	1:20.020
31	USScup	183	Ross MOORE		Honda	B Moore	1:17.856	7.984	0.090		1:17.856	1:19.287
32	USScup	221	Scott CLEMENTS		Kawasaki	JMcC Roofing	1:18.030	8.158	0.174		1:18.030	1:18.240
33	USScup	10	Brandon KAVANAGH		Kawasaki		1:18.066	8.194	0.036		1:18.066	1:18.743
34	USScup	95	Conor MAGUIRE		Kawasaki		1:18.224	8.352	0.158		1:18.224	1:18.976
35	USScup	40	Darragh CREAN		Yamaha		1:18.241	8.369	0.017		1:18.241	1:18.424
36	USScup	264	Trevor ELLIOTT		Yamaha		1:18.713	8.841	0.472		1:18.713	1:20.484
37	USScup	27	Gary ANNAN		Honda	Boyless Racing Team	1:18.739	8.867	0.026		1:18.739	1:18.886
38	USScup	156	Jordan GRIER		Kawasaki		1:19.504	9.632	0.765		1:19.504	1:21.381
39	USScup	215	James DOY		Honda		1:19.569	9.697	0.065		1:19.569	1:20.357
40	USScup	12	Alan ARMSTRONG		Triumph		1:19.725	9.853	0.156		1:19.725	1:21.245
41	USScup	60	Scott RUSSELL		Kawasaki		1:19.891	10.019	0.166		1:19.891	1:20.348
42	USScup	625	Sean CROSSAN		Yamaha		1:19.903	10.031	0.012		1:19.903	1:20.007
43	USScup	113	Lee McGAVOCK		Ducati	North Coast Pizza	1:20.030	10.158	0.127		1:20.030	1:20.454
44	USScup	711	Mark AIKEN		Yamaha		1:20.038	10.166	0.008		1:20.038	1:21.515
45	USScup	161	Barry GASTON		Kawasaki		1:20.345	10.473	0.307		1:20.345	1:21.428
46	USScup	63	Ben CROOKS		Kawasaki	BCR	1:21.659	11.787	0.117		1:21.659	1:23.447
47	USScup	355	Shane MULLIGAN		Yamaha	Eamon Mulligan	1:21.930	12.058	0.271		1:21.930	1:25.386
48	USScup	928	Alan KELLER		Yamaha		1:22.021	12.149	0.091		1:22.021	1:22.721
49	USScup	941	Jamie DICKSON		Yamaha		1:22.047	12.175	0.026		1:22.047	1:23.652
50	USScup	952	Wayne TOBIN		Suzuki		1:22.148	12.276	0.101		1:22.148	1:23.028
51	USScup	71	Anthony EWING		Ducati		1:22.599	12.727	0.451		1:22.599	1:23.082



Pos 1-27 to Pro Race,
Pos 28 - 59 to B Race

Short Name: SUPERSPORT - Q3: Supersport Pro Qualifying
SUPERSPORT CUP - Q4: Supersport Cup Qualifying

Short Name: [Blank]

Orbits

Chief Timekeeper

AIR AMBULANCE NORTH DOWN
Saving Lives Across Northern Ireland

Page 1/2



USBK R5 - Bishopscourt National

SUPERSPORT

Bishopscourt National 1.824 miles

SUPERSPORT COMBINED QUALIFYING

Pos	Class	No.	Name	T	Machine	Sponsor	Overall BestTm	Diff	Gap	R1. Best Tm	R2. Best Tm	2nd Overall Time
52	USScup	983	Adrian HEANEY		Kawasaki		1:22.885	13.013	0.286	1:22.885	1:22.885	1:23.730
53	USScup	935	Aaron MALONE		Honda		1:23.709	13.837	0.824	1:23.709	1:23.709	1:23.814
54	USScup	998	Jack COYLE		Yamaha		1:23.966	14.094	0.257	1:23.966	1:23.966	1:25.885
55	USScup	936	Keith BYRNE		Yamaha		1:24.910	15.038	0.944	1:24.910	1:24.910	1:28.434
56	USScup	136	John O'DONOVAN		Kawasaki		1:25.578	15.706	0.668	1:25.578	1:25.578	1:26.015
57	USScup	954	Gareth DUNLOP		Honda		1:28.051	18.179	2.473	1:28.051	1:28.051	1:29.093
58	USScup	992	Anthony FOWLEY		Kawasaki		1:32.869	22.997	4.818	1:32.869	1:32.869	1:33.267
59	USScup	48	Seamus LEE		Yamaha							

Short Name

- R1. SUPERSPORT - Q3: Supersport Pro Qualifying
- R2. SUPERSPORT CUP - Q4: Supersport Cup Qualifying

Short Name

Promoted by Mid-Antrim 150 Club Orbits

Provisional result subject to technical inspections/time limit for protests

www.elaps-timing.com | Facebook: elaps-timing

Live Timing: <https://speedhive.mylaps.com/livetiming/elaps-timing>

Printed: 15/07/2023 10:56:34

Chief Timekeeper





USBK R5 - Bishopscourt National

SUPERSPORT

Bishopscourt National 1.824 miles

R3: Slemish Water Coolers/Maine Surface Finishing Race One

15/07/2023 12:06

Race (7 Laps)

6	1:16.996 152 G. R.	1:17.766 164 S. T.	1:21.542 191 G. M.	89 M. C.	
5	1:16.151 154 A. L.	1:16.228 94 C. CANNY	1:16.284 51 K. R.	1:16.568 244 R. W.	1:16.745 959 A. J.
4	1:15.328 106 L. D.	1:15.461 267 J. W.	1:15.526 99 S. B.	1:15.877 97 L. HARA	1:15.263 157 J. O.
3	1:14.479 8 C. ELKIN	1:14.536 53 T. G.	1:14.570 30 A. CAREY	1:15.108 15 A. D.	1:15.263 157 J. O.
2	1:13.560 20 S. M.	1:13.785 12 W. D.	1:13.899 411 A. S.	1:14.270 6 G. SCOTT	1:13.504 3 A. SMYTH
1	1:09.872 38 J. LYNN	1:10.027 57 K. M.	1:10.617 42 L. J.	1:12.944 88 E. O.	1:13.504 3 A. SMYTH
	1	2	3	4	5

POLE POSITION

Promoted by Mid-Antrim 150 Club

Provisional result subject to technical inspections/time limit for protests

www.elaps-timing.com | Facebook: elaps-timing

Live Timing: <https://speedhive.mylaps.com/livetiming/elaps-timing>

Printed: 15/07/2023 11:00:22

Orbits

Chief Timekeeper





USBK R5 - Bishopscourt National

Sorted on Laps

SUPERSPORT

Bishopscourt National 1.824 miles

R3: Slemish Water Coolers/Maine Surface Finishing Race One Final Results/07/2023 12:06

Race (5 Laps) started at 14:46:06

Pos	Class	No.	Name	T	Machine	Sponsor	Laps	Total Tm	Diff	Gap	Avg. Speed	Best Tm	Best Speed	In Lap
1	USS	57	Korie McGREEVY		Kawasaki	McAadoo Kawasaki Racing	5	6:23.494			85.613	1:14.960	87.599	3
2	USS	38	Jason LYNN		Yamaha	JMcC Roofing	5	6:24.381	0.887	0.887	85.415	1:14.959	87.600	3
3	USS	8	Christian ELKIN		Yamaha	DynoCentre NI	5	6:24.489	0.995	0.108	85.391	1:14.780	87.810	3
4	USS	3	Andrew SMYTH		Kawasaki	MPW	5	6:37.687	14.193	13.198	82.557	1:17.502	84.726	4
5	USS	12	William DONNELLY		Yamaha	DMS	5	6:37.749	14.255	0.062	82.545	1:17.695	84.515	5
6	USS	88	Emmet O'GRADY		Yamaha		5	6:39.506	16.012	1.757	82.181	1:18.077	84.102	4
7	USS	411	Aaron SPENCE		Yamaha	WG Racing	5	6:42.229	18.735	2.723	81.625	1:17.966	84.221	5
8	USS	53	Tom GREENWOOD		Kawasaki	Henry Bros	5	6:42.785	19.291	0.556	81.512	1:18.488	83.661	2
9	USS	15	Alex DUNCAN		Yamaha	Magic Bullet	5	6:48.275	24.781	5.490	80.416	1:18.643	83.496	5
10	USS	99	Sean BROLLY		Suzuki		5	6:51.630	28.136	3.355	79.761	1:20.721	81.347	2
11	USS	191	Graham McALEESE		Honda		5	6:56.874	33.380	5.244	78.758	1:20.307	81.766	5
12	USScup	51	Keith RICHARDSON		Kawasaki		5	6:58.719	35.225	1.845	78.411	1:20.620	81.449	3
13	USS	164	Stephen TOBIN		Kawasaki		5	7:04.511	41.017	5.792	77.341	1:22.722	79.379	3
14	USScup	97	Lee HARA		Yamaha	Doors Plus Floors	5	7:04.738	41.244	0.227	77.299	1:22.274	79.811	4
15	USS	106	Leon DUFFY		Kawasaki	LDC Racing	5	7:05.017	41.523	0.279	77.249	1:22.109	79.972	4
16	USScup	152	Gary REILLY		Yamaha	Brann Technology	5	7:10.030	46.536	5.013	76.348	1:21.679	80.393	5
17	USScup	154	Andrew LOUGHLIN		Yamaha		5	7:12.182	48.688	2.152	75.968	1:23.147	78.973	4
18	USScup	959	Alastair JACKSON		Kawasaki		5	7:18.410	54.916	6.228	74.889	1:25.622	76.691	4
19	USScup	244	Ryan WADE		Suzuki	RWR	5	7:25.590	1:02.096	7.180	73.682	1:26.583	75.839	3
Not classified														
DNF	USS	30	Ajay CAREY		Yamaha	Magic Bullet	3	4:33.061	DNF		72.142	1:22.636	79.462	2
DNF	USS	157	Jack O'GRADY		Suzuki		3	4:37.867	DNF		70.894	1:26.538	75.879	2
DNF	USS	20	Scott McCORORY		Honda	AKR/Thomas Bourne Racin	2	3:01.981	DNF		72.166	1:26.259	76.124	1
DNF	USS	89	Mark CONLIN		Yamaha	NRG-Moto.com	1	1:53.852	DNF		57.675	1:53.852	57.675	1
DNS	USScup	267	Jack WHEARTY		Yamaha	DM Groundworks		0.000	DNS		-	-	-	0

Announcements

Weather: Rain / Track: Wet
 USS 90% = 77.052 / USScup 90% = 70.570

Margin of Victory	Avg. Speed	Best Lap Tm	Best Speed	Best Lap by
0.887	85.613	1:14.780	87.810	8 - Christian ELKIN

Promoted by Mid-Antrim 150 Club

Orbits

Provisional result subject to technical inspections/time limit for protests

www.elaps-timing.com | Facebook: elaps-timing

Live Timing: https://speedhive.mylaps.com/livetiming/elaps-timing

Printed: 15/07/2023 14:55:59

Chief Timekeeper





USBK R5 - Bishopscourt National

SUPERSPORT

Bishopscourt National 1.824 miles

R3: Slemish Water Coolers/Maine Surface Finishing Race One Part One 15/07/2023 12:06

Race (10 Laps) started at 14:26:59

(38) Jason LYNN			(30) Ajay CAREY			(154) Andrew LOUGHLIN		
1	1:18.964	+5.397	1	1:27.283	+8.536	1	1:34.440	+11.744
2	1:13.830	+0.263	2	1:18.747		2	1:23.734	+1.038
3	1:13.567		3	1:19.009	+0.262	3	1:22.696	
4	1:13.685	+0.118	(99) Sean BROLLY			(152) Gary REILLY		
(57) Korie McGREEVY			1	1:27.569	+8.973	1	1:37.566	+14.057
1	1:19.434	+5.884	2	1:19.414	+0.818	2	1:23.886	+0.377
2	1:13.561	+0.011	3	1:18.596		3	1:23.509	
3	1:13.625	+0.075	(51) Keith RICHARDSON			(244) Ryan WADE		
4	1:13.550		1	1:31.408	+9.914	1	1:34.998	+8.867
(8) Christian ELKIN			2	1:22.062	+0.568	2	1:26.131	
1	1:21.351	+6.201	3	1:21.494		3	1:26.561	+0.430
2	1:15.150		(157) Jack O'GRADY			(89) Mark CONLIN		
3	1:15.280	+0.130	1	1:30.361	+7.430	1	1:35.588	+11.259
4	1:15.193	+0.043	2	1:22.931		2	1:31.503	+7.174
(20) Scott McCORORY			3	1:23.257	+0.326	3	1:24.329	
1	1:21.556	+4.263	(106) Leon DUFFY			(267) Jack WHEARTY		
2	1:17.668	+0.375	1	1:30.607	+7.947	1	1:37.273	+7.942
3	1:17.293		2	1:23.440	+0.780	2	1:29.343	+0.012
(3) Andrew SMYTH			3	1:22.660		3	1:29.331	
1	1:23.880	+7.138	(191) Graham McALEESE			(42) Luke JOHNSTON		
2	1:17.582	+0.840	1	1:32.800	+11.415	1	1:24.273	+6.532
3	1:16.742		2	1:22.870	+1.485	2	1:17.741	
(12) William DONNELLY			3	1:21.385		3	1:28.987	+11.246
1	1:24.705	+7.040	(164) Stephen TOBIN			(94) Caomhan CANNY		
2	1:18.432	+0.767	1	1:31.851	+9.254	1	1:33.399	+11.670
3	1:17.665		2	1:23.302	+0.705	2	1:22.760	+1.031
(88) Emmet O'GRADY			3	1:22.597		3	1:21.729	
1	1:25.702	+8.315	(97) Lee HARA			(6) Gary SCOTT		
2	1:18.122	+0.735	1	1:32.478	+10.503	1	2:02.042	+18.879
3	1:17.387		2	1:23.601	+1.626	2	1:43.163	
(411) Aaron SPENCE			3	1:21.975		(15) Alex DUNCAN		
1	1:26.173	+7.978	1	1:32.946	+10.648	1	1:32.946	+10.648
2	1:18.195		2	1:23.567	+1.269	2	1:23.567	+1.269
3	1:19.187	+0.992	3	1:22.298		3	1:22.298	
(53) Tom GREENWOOD			(959) Alastair JACKSON					
1	1:26.537	+8.529	1	1:34.300	+12.340			
2	1:18.008		2	1:23.227	+1.267			
3	1:19.217	+1.209	3	1:21.960				

Promoted by Mid-Antrim 150 Club

Orbits

Provisional result subject to technical inspections/time limit for protests

www.elaps-timing.com | Facebook: elaps-timing

Live Timing: <https://speedhive.mylaps.com/livetiming/elaps-timing>

Printed: 15/07/2023 14:44:09

Chief Timekeeper





USBK R5 - Bishopscourt National

SUPERSPORT

Bishopscourt National 1.824 miles

R3: Slemish Water Coolers/Maine Surface Finishing Race One Part Two 15/07/2023 12:06

Race (5 Laps) started at 14:46:06

(57) Korie McGREEVY			(53) Tom GREENWOOD			(106) Leon DUFFY			(89) Mark CONLIN		
1	1:22.010	+7.050	1	1:27.468	+8.980	1	1:33.932	+11.823	1	1:53.852	
2	1:15.269	+0.309	2	1:18.488		2	1:23.409	+1.300			
3	1:14.960		3	1:19.122	+0.634	3	1:22.557	+0.448			
4	1:15.114	+0.154	4	1:18.712	+0.224	4	1:22.109				
5	1:16.141	+1.181	5	1:18.995	+0.507	5	1:23.010	+0.901			
(38) Jason LYNN			(15) Alex DUNCAN			(152) Gary REILLY					
1	1:21.914	+6.955	1	1:28.588	+9.945	1	1:35.428	+13.749			
2	1:15.254	+0.295	2	1:20.728	+2.085	2	1:25.497	+3.818			
3	1:14.959		3	1:20.619	+1.976	3	1:25.511	+3.832			
4	1:15.931	+0.972	4	1:19.697	+1.054	4	1:21.915	+0.236			
5	1:16.323	+1.364	5	1:18.643		5	1:21.679				
(8) Christian ELKIN			(99) Sean BROLLY			(154) Andrew LOUGHLIN					
1	1:22.763	+7.983	1	1:27.972	+7.251	1	1:34.288	+11.141			
2	1:15.704	+0.924	2	1:20.721		2	1:26.016	+2.869			
3	1:14.780		3	1:20.886	+0.165	3	1:24.608	+1.461			
4	1:14.897	+0.117	4	1:21.048	+0.327	4	1:23.147				
5	1:16.345	+1.565	5	1:21.003	+0.282	5	1:24.123	+0.976			
(3) Andrew SMYTH			(191) Graham McALEESE			(959) Alastair JACKSON					
1	1:25.535	+8.033	1	1:31.548	+11.241	1	1:34.074	+8.452			
2	1:17.970	+0.468	2	1:23.015	+2.708	2	1:26.195	+0.573			
3	1:17.864	+0.362	3	1:21.328	+1.021	3	1:26.217	+0.595			
4	1:17.502		4	1:20.676	+0.369	4	1:25.622				
5	1:18.816	+1.314	5	1:20.307		5	1:26.302	+0.680			
(12) William DONNELLY			(51) Keith RICHARDSON			(244) Ryan WADE					
1	1:24.011	+6.316	1	1:31.363	+10.743	1	1:36.555	+9.972			
2	1:20.095	+2.400	2	1:23.146	+2.526	2	1:27.344	+0.761			
3	1:17.841	+0.146	3	1:20.620		3	1:26.583				
4	1:18.107	+0.412	4	1:21.370	+0.750	4	1:26.823	+0.240			
5	1:17.895		5	1:22.220	+1.600	5	1:28.285	+1.702			
(88) Emmet O'GRADY			(164) Stephen TOBIN			(30) Ajay CAREY					
1	1:26.480	+8.403	1	1:30.956	+8.234	1	1:32.330	+9.694			
2	1:18.254	+0.177	2	1:22.967	+0.245	2	1:22.636				
3	1:18.189	+0.112	3	1:22.722		3	1:38.095	+15.459			
4	1:18.077		4	1:23.625	+0.903						
5	1:18.506	+0.429	5	1:24.241	+1.519						
(411) Aaron SPENCE			(97) Lee HARA			(157) Jack O'GRADY					
1	1:27.215	+9.249	1	1:32.611	+10.337	1	1:30.981	+4.443			
2	1:19.202	+1.236	2	1:23.085	+0.811	2	1:26.538				
3	1:19.296	+1.330	3	1:23.536	+1.262	3	1:40.348	+13.810			
4	1:18.550	+0.584	4	1:22.274							
5	1:17.968		5	1:23.232	+0.958						
						(20) Scott McCORRY					
						1	1:26.259				
						2	1:35.722	+9.463			

Promoted by Mid-Antrim 150 Club

Provisional result subject to technical inspections/time limit for protests

www.elaps-timing.com | Facebook: elaps-timing

Live Timing: <https://speedhive.mylaps.com/livetiming/elaps-timing>

Printed: 15/07/2023 14:55:05

Chief Timekeeper

Orbits





USBK R5 - Bishopscourt National

SUPERSPORT

Bishopscourt National 1.824 miles

R8: Slemish WC/Maine SF Race Two (Donny Robinson Memorial)


16/07/2023 11:54

Race (12 Laps)

6
5
4
3
2
1

	1:24.329 89 M. C.	1:26.131 244 R. W.	1:29.331 267 J. W.		
	24	25	26		
5	1:21.975 97 L. HARA	1:22.109 106 L. D.	1:22.597 164 S. T.	1:22.696 154 A. L.	1:22.931 157 J. O.
	19	20	21	22	23
4	1:21.679 152 G. R.	1:21.729 94 C. CANNY	1:21.960 959 A. J.	1:43.163 6 G. SCOTT	
	15	16	17	18	
3	1:18.596 99 S. B.	1:18.643 15 A. D.	1:18.747 30 A. CAREY	1:20.307 191 G. M.	1:20.620 51 K. R.
	10	11	12	13	14
2	1:17.665 12 W. D.	1:17.741 42 L. J.	1:17.966 411 A. S.	1:18.008 53 T. G.	
	6	7	8	9	
1	1:13.567 38 J. LYNN	1:14.780 8 C. ELKIN	1:16.742 3 A. SMYTH	1:17.293 20 S. M.	1:17.387 88 E. O.
	1	2	3	4	5

POLE POSITION



Promoted by Mid-Antrim 150 Club

Provisional result subject to technical inspections/time limit for protests

www.elaps-timing.com | Facebook: elaps-timing

Live Timing: <https://speedhive.mylaps.com/livetiming/elaps-timing>

Printed: 15/07/2023 17:45:21

Orbits

Chief Timekeeper





USBK R5 - Bishopscourt National

Sorted on Laps

SUPERSPORT

Bishopscourt National 1.824 miles

R8: Slemish WC/Maine SF Race Two (Donny Robinson Memorial)

16/07/2023 11:54

Race (10 Laps) started at 12:40:04

Pos	Class	No.	Name	T	Machine	Sponsor	Laps	Total Tm	Diff	Gap	Avg. Speed	Best Tm	Best Speed	In Lap
1	USS	38	Jason LYNN		Yamaha	JMcC Roofing	10	11:40.200			93.779	1:08.840	95.386	6
2	USS	8	Christian ELKIN		Yamaha	DynoCentre NI	10	11:42.753	2.553	2.553	93.438	1:09.342	94.696	6
3	USS	42	Luke JOHNSTON		Honda	AKR Thomas Bourne Racini	10	11:47.479	7.279	4.726	92.814	1:09.769	94.116	4
4	USS	3	Andrew SMYTH		Kawasaki	MPW	10	11:58.834	18.634	11.355	91.348	1:10.734	92.832	4
5	USS	411	Aaron SPENCE		Yamaha	WG Racing	10	12:08.627	28.427	9.793	90.120	1:11.083	92.377	10
6	USS	88	Emmet O'GRADY		Yamaha		10	12:08.982	28.782	0.355	90.076	1:11.438	91.917	8
7	USS	15	Alex DUNCAN		Yamaha	Magic Bullet	10	12:09.222	29.022	0.240	90.047	1:11.080	92.380	5
8	USS	30	Ajay CAREY		Yamaha	Magic Bullet	10	12:09.860	29.660	0.638	89.968	1:11.064	92.401	5
9	USS	6	Gary SCOTT		Yamaha		10	12:18.031	37.831	8.171	88.972	1:11.943	91.272	9
10	USS	89	Mark CONLIN		Yamaha	NRG-Moto.com	10	12:18.073	37.873	0.042	88.967	1:11.725	91.550	10
11	USS	157	Jack O'GRADY		Suzuki		10	12:20.126	39.926	2.053	88.720	1:12.354	90.754	8
12	USS	53	Tom GREENWOOD		Kawasaki	Henry Bros	10	12:23.438	43.238	3.312	88.325	1:13.337	89.537	9
13	USS	12	William DONNELLY		Yamaha	DMS	10	12:24.500	44.300	1.062	88.199	1:13.277	89.611	3
14	USScup	94	Caomhan CANNY		Yamaha		10	12:29.065	48.865	4.565	87.661	1:13.673	89.129	9
15	USS	99	Sean BROLLY		Suzuki		10	12:31.972	51.772	2.907	87.322	1:14.025	88.705	6
16	USScup	97	Lee HARA		Yamaha	Doors Plus Floors	10	12:34.768	54.568	2.796	86.999	1:13.197	89.709	7
17	USScup	267	Jack WHEARTY		Yamaha	DM Groundworks	10	12:34.865	54.665	0.097	86.988	1:13.432	89.422	10
18	USS	20	Scott McCRORY		Honda	AKR/Thomas Bourne Racini	10	12:35.175	54.975	0.310	86.952	1:12.122	91.046	9
19	USS	164	Stephen TOBIN		Kawasaki		10	12:39.366	59.166	4.191	86.472	1:14.135	88.574	10
20	USScup	959	Alastair JACKSON		Kawasaki		10	12:40.741	1:00.541	1.375	86.316	1:14.815	87.768	7
21	USScup	152	Gary REILLY		Yamaha	Brann Technology	10	12:40.999	1:00.799	0.258	86.287	1:14.720	87.880	3
22	USS	191	Graham McALEESE		Honda		10	12:47.490	1:07.290	6.491	85.557	1:15.037	87.509	9
23	USScup	154	Andrew LOUGHLIN		Yamaha		10	12:54.815	1:14.615	7.325	84.748	1:15.450	87.030	5
Not classified														
DNF	USScup	51	Keith RICHARDSON		Kawasaki		5	7:04.866	DNF		77.276	1:14.826	87.756	2
DNF	USScup	244	Ryan WADE		Suzuki	RWR	3	4:21.461	DNF		75.343	1:19.701	82.388	2
DNS	USS	106	Leon DUFFY		Kawasaki	LDC Racing		0.000	DNS		-	-	-	0

Announcements

Weather: Bright / Track: Dry
USS 90% = 84.401 / USScup 90% = 78.895

Margin of Victory	Avg. Speed	Best Lap Tm	Best Speed	Best Lap by
2.553	93.779	1:08.840	95.386	38 - Jason LYNN

Promoted by Mid-Antrim 150 Club

Orbits

Provisional result subject to technical inspections/time limit for protests

www.elaps-timing.com | Facebook: elaps-timing

Live Timing: <https://speedhive.mylaps.com/livetiming/elaps-timing>

Printed: 16/07/2023 12:54:22

Chief Timekeeper





USBK R5 - Bishopscourt National

SUPERSPORT

Bishopscourt National 1.824 miles

R8: Slemish WC/Maine SF Race Two (Donny Robinson Memorial)

16/07/2023 11:54

Race (10 Laps) started at 12:40:04

Driver	Pos	Time	Diff	Pos	Time	Diff	Pos	Time	Diff
(38) Jason LYNN	1	1:14.542	+5.702	2	1:13.460	+2.377	3	1:13.826	+1.883
	2	1:09.593	+0.753	3	1:12.887	+1.804	4	1:12.777	+0.834
	3	1:09.640	+0.800	4	1:12.137	+1.054	5	1:12.478	+0.535
	4	1:09.440	+0.600	5	1:11.661	+0.578	6	1:12.670	+0.727
	5	1:09.008	+0.168	6	1:11.861	+0.778	7	1:12.433	+0.490
	6	1:08.840		7	1:12.085	+1.002	8	1:12.648	+0.705
	7	1:09.657	+0.817	8	1:11.225	+0.142	9	1:11.943	
	8	1:10.060	+1.220	9	1:11.764	+0.681	10	1:12.407	+0.464
	9	1:09.790	+0.950	10	1:11.083				
	10	1:09.630	+0.790						
(8) Christian ELKIN	1	1:15.514	+6.172	2	1:13.825	+2.387	3	1:13.137	+1.412
	2	1:10.227	+0.885	3	1:12.464	+1.026	4	1:12.658	+0.933
	3	1:09.540	+0.198	4	1:12.127	+0.689	5	1:12.512	+0.787
	4	1:09.487	+0.145	5	1:11.502	+0.064	6	1:12.698	+0.973
	5	1:09.370	+0.028	6	1:11.718	+0.280	7	1:12.658	+0.933
	6	1:09.342		7	1:11.503	+0.065	8	1:13.300	+1.575
	7	1:09.676	+0.334	8	1:11.438		9	1:12.959	+1.234
	8	1:09.662	+0.320	9	1:11.626	+0.188	10	1:11.725	
	9	1:09.696	+0.354	10	1:11.744	+0.306			
	10	1:10.239	+0.897						
(42) Luke JOHNSTON	1	1:15.694	+5.925	2	1:13.779	+2.699	3	1:14.375	+2.021
	2	1:09.946	+0.177	3	1:12.908	+1.828	4	1:13.470	+1.116
	3	1:09.912	+0.143	4	1:11.810	+0.730	5	1:12.684	+0.330
	4	1:09.769		5	1:11.080		6	1:12.633	+0.279
	5	1:09.947	+0.178	6	1:12.138	+1.058	7	1:13.090	+0.736
	6	1:10.072	+0.303	7	1:11.890	+0.810	8	1:12.354	
	7	1:10.264	+0.495	8	1:11.245	+0.165	9	1:12.622	+0.268
	8	1:10.303	+0.534	9	1:11.370	+0.290	10	1:12.948	+0.594
	9	1:10.650	+0.881	10	1:11.801	+0.721			
	10	1:10.922	+1.153						
(3) Andrew SMYTH	1	1:16.948	+6.214	2	1:13.307	+2.243	3	1:13.860	+0.523
	2	1:10.771	+0.037	3	1:12.836	+1.772	4	1:13.754	+0.417
	3	1:10.836	+0.102	4	1:13.625	+2.561	5	1:13.761	+0.424
	4	1:10.734		5	1:11.064		6	1:13.431	+0.094
	5	1:11.056	+0.322	6	1:11.492	+0.428	7	1:13.803	+0.466
	6	1:11.522	+0.788	7	1:11.725	+0.661	8	1:13.652	+0.315
	7	1:11.646	+0.912	8	1:11.430	+0.366	9	1:13.337	
	8	1:12.042	+1.308	9	1:11.799	+0.735	10	1:13.939	+0.602
	9	1:11.687	+0.953	10	1:11.812	+0.748			
	10	1:11.592	+0.858						
(411) Aaron SPENCE	1	1:20.464	+9.381	2	1:13.460	+2.377	3	1:13.826	+1.883
	2	1:13.460	+2.377	3	1:12.887	+1.804	4	1:12.777	+0.834
	3	1:12.887	+1.804	4	1:12.137	+1.054	5	1:12.478	+0.535
	4	1:12.137	+1.054	5	1:11.661	+0.578	6	1:12.670	+0.727
	5	1:11.661	+0.578	6	1:11.861	+0.778	7	1:12.433	+0.490
	6	1:11.861	+0.778	7	1:12.085	+1.002	8	1:12.648	+0.705
	7	1:12.085	+1.002	8	1:11.225	+0.142	9	1:11.943	
	8	1:11.225	+0.142	9	1:11.764	+0.681	10	1:12.407	+0.464
	9	1:11.764	+0.681	10	1:11.083				
	10	1:11.083							
(89) Mark CONLIN	1	1:22.461	+10.736	2	1:13.965	+2.240	3	1:13.137	+1.412
	2	1:13.965	+2.240	3	1:13.137	+1.412	4	1:12.658	+0.933
	3	1:13.137	+1.412	4	1:12.658	+0.933	5	1:12.512	+0.787
	4	1:12.658	+0.933	5	1:12.512	+0.787	6	1:12.698	+0.973
	5	1:12.512	+0.787	6	1:12.698	+0.973	7	1:12.658	+0.933
	6	1:12.698	+0.973	7	1:12.658	+0.933	8	1:13.300	+1.575
	7	1:12.658	+0.933	8	1:13.300	+1.575	9	1:12.959	+1.234
	8	1:13.300	+1.575	9	1:12.959	+1.234	10	1:11.725	
	9	1:12.959	+1.234	10	1:11.725				
	10	1:11.725							
(94) Caomhan CANNY	1	1:21.802	+8.129	2	1:14.578	+0.905	3	1:14.739	+1.066
	2	1:14.578	+0.905	3	1:14.739	+1.066	4	1:13.868	+0.195
	3	1:14.739	+1.066	4	1:13.868	+0.195	5	1:13.904	+0.231
	4	1:13.868	+0.195	5	1:13.904	+0.231	6	1:13.819	+0.146
	5	1:13.904	+0.231	6	1:13.819	+0.146	7	1:13.982	+0.309
	6	1:13.819	+0.146	7	1:13.982	+0.309	8	1:14.094	+0.421
	7	1:13.982	+0.309	8	1:14.094	+0.421	9	1:13.673	
	8	1:14.094	+0.421	9	1:13.673		10	1:14.606	+0.933
	9	1:13.673		10	1:14.606	+0.933			
	10	1:14.606	+0.933						
(99) Sean BROLLY	1	1:20.284	+6.259	2	1:14.413	+0.388	3	1:15.368	+1.343
	2	1:14.413	+0.388	3	1:15.368	+1.343	4	1:14.231	+0.206
	3	1:15.368	+1.343	4	1:14.231	+0.206	5	1:14.139	+0.114
	4	1:14.231	+0.206	5	1:14.139	+0.114	6	1:14.025	
	5	1:14.139	+0.114	6	1:14.025		7	1:14.816	+0.791
	6	1:14.025		7	1:14.816	+0.791	8	1:15.684	+1.659
	7	1:14.816	+0.791	8	1:15.684	+1.659	9	1:14.423	+0.398
	8	1:15.684	+1.659	9	1:14.423	+0.398	10	1:14.589	+0.564
	9	1:14.423	+0.398	10	1:14.589	+0.564			
	10	1:14.589	+0.564						
(97) Lee HARA	1	1:25.451	+12.254	2	1:15.193	+1.996	3	1:14.001	+0.804
	2	1:15.193	+1.996	3	1:14.001	+0.804	4	1:15.300	+2.103
	3	1:14.001	+0.804	4	1:15.300	+2.103	5	1:14.198	+1.001
	4	1:15.300	+2.103	5	1:14.198	+1.001	6	1:15.878	+2.681
	5	1:14.198	+1.001	6	1:15.878	+2.681	7	1:13.197	
	6	1:15.878	+2.681	7	1:13.197		8	1:14.114	+0.917
	7	1:13.197		8	1:14.114	+0.917	9	1:13.825	+0.628
	8	1:14.114	+0.917	9	1:13.825	+0.628	10	1:13.811	+0.414
	9	1:13.825	+0.628	10	1:13.811	+0.414			
	10	1:13.811	+0.414						
(267) Jack WHEARTY	1	1:25.016	+11.584	2	1:15.906	+2.474			
	2	1:15.906	+2.474						
(12) William DONNELLY	1	1:19.631	+6.354	2	1:13.939	+0.602			
	2	1:13.939	+0.602						
(6) Gary SCOTT									

Promoted by Mid-Antrim 150 Club

Provisional result subject to technical inspections/time limit for protests

www.elaps-timing.com | Facebook: elaps-timing

Live Timing: <https://speedhive.mylaps.com/livetiming/elaps-timing>

Printed: 16/07/2023 12:56:09

Chief Timekeeper





USBK R5 - Bishopscourt National

SUPERSPORT

Bishopscourt National 1.824 miles

R8: Slemish WC/Maine SF Race Two (Donny Robinson Memorial)

16/07/2023 11:54

Race (10 Laps) started at 12:40:04

3	1:15.153	+1.721	4	1:14.919	+0.199
4	1:14.280	+0.848	5	1:15.140	+0.420
5	1:14.424	+0.992	6	1:16.045	+1.325
6	1:15.318	+1.886	7	1:15.725	+1.005
7	1:13.457	+0.025	8	1:15.779	+1.059
8	1:13.889	+0.457	9	1:14.735	+0.015
9	1:13.990	+0.558	10	1:14.822	+0.102
10	1:13.432				

(191) Graham McALEESE

1	1:26.055	+11.018
2	1:16.160	+1.123
3	1:15.343	+0.306
4	1:16.720	+1.683
5	1:16.060	+1.023
6	1:15.350	+0.313
7	1:15.558	+0.521
8	1:15.900	+0.863
9	1:15.037	
10	1:15.307	+0.270

(20) Scott McCRORY

1	1:20.766	+8.644
2	1:16.229	+4.107
3	1:13.917	+1.795
4	1:21.959	+9.837
5	1:14.514	+2.392
6	1:14.229	+2.107
7	1:14.149	+2.027
8	1:13.937	+1.815
9	1:12.122	
10	1:13.353	+1.231

(154) Andrew LOUGHLIN

1	1:26.122	+10.672
2	1:16.948	+1.498
3	1:15.607	+0.157
4	1:16.436	+0.986
5	1:15.450	
6	1:16.431	+0.981
7	1:16.049	+0.599
8	1:18.884	+3.434
9	1:16.182	+0.732
10	1:16.706	+1.256

(164) Stephen TOBIN

1	1:24.823	+10.688
2	1:15.824	+1.689
3	1:15.298	+1.163
4	1:15.952	+1.817
5	1:14.884	+0.749
6	1:14.498	+0.363
7	1:15.021	+0.886
8	1:14.487	+0.352
9	1:14.444	+0.309
10	1:14.135	

(51) Keith RICHARDSON

1	1:23.554	+8.728
2	1:14.826	
3	1:15.259	+0.433
4	1:26.157	+11.331
5	1:45.070	+30.244

(959) Alastair JACKSON

1	1:24.460	+9.645
2	1:15.059	+0.244
3	1:14.917	+0.102
4	1:15.178	+0.363
5	1:15.005	+0.190
6	1:15.804	+0.989
7	1:14.815	
8	1:14.991	+0.176
9	1:15.343	+0.528
10	1:15.169	+0.354

(244) Ryan WADE

1	1:27.897	+8.196
2	1:19.701	
3	1:33.863	+14.162

(152) Gary REILLY

1	1:23.888	+9.168
2	1:15.226	+0.506
3	1:14.720	

Promoted by Mid-Antrim 150 Club

Provisional result subject to technical inspections/time limit for protests

www.elaps-timing.com | Facebook: elaps-timing

Live Timing: <https://speedhive.mylaps.com/livetiming/elaps-timing>

Printed: 16/07/2023 12:56:09

Orbits

Chief Timekeeper





USBK R5 - Bishopscourt National

Sorted on Laps

SUPERSPORT

Bishopscourt National 1.824 miles

R18: Slemish Spring Water/Maine Surface Finishing Race Three

16/07/2023 16:12

Race (5 Laps) started at 17:11:04

Pos	Class	No.	Name	T	Machine	Sponsor	Laps	Total Tm	Diff	Gap	Avg. Speed	Best Tm	Best Speed	In Lap
1	USS	38	Jason LYNN		Yamaha	JMcC Roofing	5	6:14.573			87.652	1:13.265	89.625	2
2	USS	8	Christian ELKIN		Yamaha	DynoCentre NI	5	6:23.468	8.895	8.895	85.619	1:15.142	87.387	2
3	USS	3	Andrew SMYTH		Kawasaki	MPW	5	6:27.928	13.355	4.460	84.634	1:15.344	87.152	3
4	USS	53	Tom GREENWOOD		Kawasaki	Henry Bros	5	6:31.161	16.588	3.233	83.935	1:16.371	85.980	3
5	USS	42	Luke JOHNSTON		Honda	AKR Thomas Bourne Racin	5	6:31.538	16.965	0.377	83.854	1:16.382	85.968	3
6	USS	12	William DONNELLY		Yamaha	DMS	5	6:32.280	17.707	0.742	83.695	1:16.638	85.681	4
7	USS	99	Sean BROLLY		Suzuki		5	6:39.988	25.415	7.708	82.082	1:17.834	84.364	3
8	USS	15	Alex DUNCAN		Yamaha	Magic Bullet	5	6:40.194	25.621	0.206	82.040	1:17.400	84.837	3
9	USS	30	Ajay CAREY		Yamaha	Magic Bullet	5	6:40.395	25.822	0.201	81.999	1:17.744	84.462	3
10	USS	20	Scott McCRORY		Honda	AKR/Thomas Bourne Racin	5	6:41.808	27.235	1.413	81.711	1:18.594	83.548	5
11	USS	411	Aaron SPENCE		Yamaha	WG Racing	5	6:42.695	28.122	0.887	81.531	1:17.597	84.622	5
12	USScup	51	Keith RICHARDSON		Kawasaki		5	6:48.886	34.313	6.191	80.296	1:19.344	82.759	4
13	USScup	94	Caomhan CANNY		Yamaha		5	6:49.491	34.918	0.605	80.178	1:18.809	83.320	5
14	USScup	97	Lee HARA		Yamaha	Doors Plus Floors	5	6:56.469	41.896	6.978	78.834	1:20.526	81.544	4
15	USScup	154	Andrew LOUGHLIN		Yamaha		5	6:56.713	42.140	0.244	78.788	1:20.887	81.180	4
16	USS	157	Jack O'GRADY		Suzuki		5	6:59.367	44.794	2.654	78.289	1:21.018	81.049	5
Not classified														
DNS	USS	88	Emmet O'GRADY		Yamaha			0.000	DNS	5 Laps	-	-	-	0
DNS	USS	191	Graham McALEESE		Honda			0.000	DNS		-	-	-	0
DNS	USScup	152	Gary REILLY		Yamaha	Brann Technology		0.000	DNS		-	-	-	0
DNS	USScup	959	Alastair JACKSON		Kawasaki			0.000	DNS		-	-	-	0
DNS	USS	6	Gary SCOTT		Yamaha			0.000	DNS		-	-	-	0
DNS	USS	106	Leon DUFFY		Kawasaki	LDC Racing		0.000	DNS		-	-	-	0
DNS	USS	164	Stephen TOBIN		Kawasaki			0.000	DNS		-	-	-	0
DNS	USS	89	Mark CONLIN		Yamaha	NRG-Moto.com		0.000	DNS		-	-	-	0
DNS	USScup	244	Ryan WADE		Suzuki	RWR		0.000	DNS		-	-	-	0
DNS	USScup	267	Jack WHEARTY		Yamaha	DM Groundworks		0.000	DNS		-	-	-	0

Announcements

Weather: Bright / Track: Damp
USS 90% = 78.887 / USScup 90% = 72.266

Margin of Victory	Avg. Speed	Best Lap Tm	Best Speed	Best Lap by
8.895	87.652	1:13.265	89.625	38 - Jason LYNN

Promoted by Mid-Antrim 150 Club

Orbits

Provisional result subject to technical inspections/time limit for protests

www.elaps-timing.com | Facebook: elaps-timing

Live Timing: <https://speedhive.mylaps.com/livetiming/elaps-timing>

Printed: 16/07/2023 17:20:19

Chief Timekeeper





USBK R5 - Bishopscourt National

SUPERSPORT

Bishopscourt National 1.824 miles

R18: Slemish Spring Water/Maine Surface Finishing Race Three

16/07/2023 16:12

Race (5 Laps) started at 17:11:04

(38) Jason LYNN

1	1:18.430	+5.165
2	1:13.265	
3	1:13.601	+0.336
4	1:14.257	+0.992
5	1:15.020	+1.755

(15) Alex DUNCAN

1	1:27.416	+10.016
2	1:19.958	+2.558
3	1:17.400	
4	1:17.736	+0.336
5	1:17.684	+0.284

(154) Andrew LOUGHLIN

1	1:31.075	+10.188
2	1:22.069	+1.182
3	1:21.399	+0.512
4	1:20.887	
5	1:21.283	+0.396

(8) Christian ELKIN

1	1:20.253	+5.111
2	1:15.142	
3	1:15.480	+0.338
4	1:16.189	+1.047
5	1:16.404	+1.262

(30) Ajay CAREY

1	1:27.509	+9.765
2	1:18.523	+0.779
3	1:17.744	
4	1:18.382	+0.638
5	1:18.237	+0.493

(157) Jack O'GRADY

1	1:27.300	+6.282
2	1:28.258	+7.240
3	1:21.497	+0.479
4	1:21.294	+0.276
5	1:21.018	

(3) Andrew SMYTH

1	1:22.876	+7.532
2	1:15.675	+0.331
3	1:15.344	
4	1:16.088	+0.744
5	1:17.945	+2.601

(20) Scott McCORRY

1	1:25.077	+6.483
2	1:18.901	+0.307
3	1:19.219	+0.625
4	1:20.017	+1.423
5	1:18.594	

(53) Tom GREENWOOD

1	1:25.075	+8.704
2	1:16.731	+0.360
3	1:16.371	
4	1:16.442	+0.071
5	1:16.542	+0.171

(411) Aaron SPENCE

1	1:27.958	+10.361
2	1:20.242	+2.645
3	1:18.508	+0.911
4	1:18.390	+0.793
5	1:17.597	

(42) Luke JOHNSTON

1	1:24.512	+8.130
2	1:16.816	+0.434
3	1:16.382	
4	1:16.849	+0.467
5	1:16.979	+0.597

(51) Keith RICHARDSON

1	1:28.933	+9.589
2	1:20.857	+1.513
3	1:19.832	+0.488
4	1:19.344	
5	1:19.920	+0.576

(12) William DONNELLY

1	1:24.194	+7.556
2	1:16.906	+0.268
3	1:17.047	+0.409
4	1:16.638	
5	1:17.495	+0.857

(94) Caomhan CANNY

1	1:29.817	+11.008
2	1:21.375	+2.566
3	1:20.533	+1.724
4	1:18.957	+0.148
5	1:18.809	

(99) Sean BROLLY

1	1:25.943	+8.109
2	1:19.539	+1.705
3	1:17.834	
4	1:18.414	+0.580
5	1:18.258	+0.424

(97) Lee HARA

1	1:30.410	+9.884
2	1:21.245	+0.719
3	1:21.371	+0.845
4	1:20.526	
5	1:22.917	+2.391

Promoted by Mid-Antrim 150 Club

Provisional result subject to technical inspections/time limit for protests

www.elaps-timing.com | Facebook: elaps-timing

Live Timing: <https://speedhive.mylaps.com/livetiming/elaps-timing>

Printed: 16/07/2023 17:27:34

Chief Timekeeper

Orbits



USBK - SUPERSPORT

2023

Pos	No.	Name	Total	Diff	Gap	#1		#2		#3		#4		#5		
						R1	R2	R1	R2	R1	R2	R1	R2	R1	R2	R3
1	38	Jason LYNN	220	0	0	20	20	20	x	20	20	25	25	20	25	25
2	57	Korie McGREEVY	190	30	30	25	25	25	x	25	25	20	20	25	x	x
3	8	Christian ELKIN	153	67	37	16	16	7	x	13	13	16	16	16	20	20
4	3	Andrew SMYTH	111	109	42	13	11	5	x	10	10	10	10	13	13	16
5	42	Luke JOHNSTON	104	116	7	11	13	8	x	8	11	13	13	x	16	11
6	12	William DONNELLY	76	144	28	10	10	x	x	9	9	7	7	11	3	10
7	30	Ajay CAREY	57	163	19	8	5	6	x	x	5	9	9	x	8	7
8	15	Alex DUNCAN	49	171	8	9	9	x	x	3	4	x	x	7	9	8
9	56	Adam McLEAN	48	172	1	x	x	16	x	16	16	x	x	x	x	x
10	411	Aaron SPENCE	47	173	1	x	x	x	x	x	x	11	11	9	11	5
11	9	Emmet O'GRADY	35	185	12	x	x	9	x	6	x	x	x	10	10	x
12	20	Scott McCRORY	34	186	1	x	x	3	x	5	6	6	8	x	x	6
13	16	Mike BROWNE	32	188	2	x	x	13	x	11	8	x	x	x	x	x
14	53	Tom GREENWOOD	31	189	1	x	x	x	x	x	x	3	3	8	4	13
15	99	Sean BROLLY	27	193	4	4	7	x	x	x	x	x	x	6	1	9
16	94	Caomhan CANNY	18	202	9	6	6	x	x	x	1	x	x	x	2	3
17	97	Lee HARA	15	205	3	x	x	x	x	4	3	x	4	2	x	2
18	76	Jacque FOLEY	14	206	1	x	x	x	x	x	x	8	6	x	x	x
19	59	Darryl TWEED	14	206	0	x	x	x	x	7	7	x	x	x	x	x
20	54	Des MACKESSY	13	207	1	5	8	x	x	x	x	x	x	x	x	x
21	13	Gary McCOY	11	209	2	x	x	11	x	x	x	x	x	x	x	x
22	65	Michael SWEENEY	10	210	1	x	x	10	x	x	x	x	x	x	x	x
23	321	Michael GILLAN	10	210	0	x	x	x	x	x	x	5	5	x	x	x
24	164	Stephen TOBIN	9	211	1	x	x	x	x	x	x	4	2	3	x	x
25	51	Keith RICHARDSON	8	212	1	x	x	x	x	x	x	x	x	4	x	4
26	6	Gary SCOTT	7	213	1	x	x	x	x	x	x	x	x	x	7	x
27	10	James CHAWKE	7	213	0	7	x	x	x	x	x	x	x	x	x	x
28	89	Mark CONLIN	6	214	1	x	x	x	x	x	x	x	x	x	6	x
29	157	Jack O'GRADY	5	215	1	x	x	x	x	x	x	x	x	x	5	x
30	191	Graham McALEESE	5	215	0	x	x	x	x	x	x	x	x	5	x	x
31	83	Andy McALLISTER	5	215	0	1	4	x	x	x	x	x	x	x	x	x
32	227	Gareth MORRELL	5	215	0	2	3	x	x	x	x	x	x	x	x	x
33	111	Brian McCORMACK	4	216	1	x	x	4	x	x	x	x	x	x	x	x
34	106	Leon DUFFY	4	216	0	3	x	x	x	x	x	x	x	1	x	x
35	25	Dean LACEY	3	217	1	x	x	x	x	x	x	2	1	x	x	x
36	18	Darryl ANDERSON	3	217	0	x	x	1	x	x	2	x	x	x	x	x
37	625	Sean CROSSAN	3	217	0	x	1	x	x	2	x	x	x	x	x	x
38	224	Keelin RYAN	2	218	1	x	x	2	x	x	x	x	x	x	x	x
39	244	Ryan WADE	2	218	0	x	2	x	x	x	x	x	x	x	x	x
40	154	Andrew LOUGHLIN	2	218	0	x	x	x	x	1	x	x	x	x	x	1
41	959	Alastair JACKSON	1	219	1	x	x	x	x	x	x	1	x	x	x	x

Event Legend

#1	25/03/2023	USBK R1 - Bishopscourt National	#4	03/06/2023	USBK R4 - Kirkistown
#2	08/04/2023	USBK R2 - Bishopscourt National	#5	15/07/2023	USBK R5 - Bishopscourt National
#3	10/04/2023	USBK R3 - Kirkistown			

USBK - SUPERSPORT CUP

2023

Pos	No.	Name	Total	Diff	Gap	#1		#2		#3		#4		#5		
						R1	R2	R1	R2	R1	R2	R1	R2	R1	R2	R3
1	97	Lee HARA	150	0	0	6	x	13	x	25	25	9	16	20	20	16
2	94	Caomhan CANNY	119	31	31	25	x	25	x	x	20	1	3	x	25	20
3	154	Andrew LOUGHLIN	101	49	18	13	x	10	x	16	16	5	5	13	10	13
4	51	Keith RICHARDSON	87	63	14	x	x	20	x	x	x	7	10	25	x	25
5	72	Martin BURNETT	63	87	24	x	x	16	x	7	11	x	x	9	9	11
6	76	Jacque FOLEY	58	92	5	x	x	x	x	8	x	25	25	x	x	x
7	221	Scott CLEMENTS	51	99	7	10	x	5	x	13	13	x	2	6	1	1
8	321	Michael GILLAN	50	100	1	x	x	x	x	10	x	20	20	x	x	x
9	959	Alastair JACKSON	48	102	2	x	x	x	x	x	x	13	11	11	13	x
10	625	Sean CROSSAN	41	109	7	11	x	9	x	20	x	x	1	x	x	x
11	25	Dean LACEY	38	112	3	x	x	x	x	9	x	16	13	x	x	x
12	267	Jack WHEARTY	38	112	0	5	x	x	x	x	x	8	9	x	16	x
13	244	Ryan WADE	38	112	0	9	x	7	x	x	x	6	6	10	x	x
14	227	Gareth MORRELL	34	116	4	20	x	8	x	6	x	x	x	x	x	x
15	201	Alan MAIRS	34	116	0	x	x	x	x	x	x	11	x	8	5	10
16	10	Brandon KAVANAGH	30	120	4	x	x	4	x	11	x	x	x	2	4	9
17	152	Gary REILLY	27	123	3	x	x	x	x	x	x	x	x	16	11	x
18	183	Ross MOORE	17	133	10	x	x	1	x	x	x	x	x	1	7	8
19	83	Andy McALLISTER	16	134	1	16	x	x	x	x	x	x	x	x	x	x
20	167	Neil MORRIS	15	135	1	x	x	x	x	4	x	4	7	x	x	x
21	215	James DOY	14	136	1	x	x	x	x	x	x	x	x	5	3	6
22	156	Jordan GRIER	13	137	1	x	x	x	x	x	10	x	x	x	x	3
23	113	Lee McGAVOCK	13	137	0	x	x	x	x	x	x	2	4	7	x	x
24	145	Sean DUFFY	11	139	2	x	x	11	x	x	x	x	x	x	x	x
25	903	Ronan COSGRAVE	11	139	0	x	x	x	x	x	x	3	8	x	x	x
26	36	Matt DONALDSON	10	140	1	x	x	x	x	x	x	10	x	x	x	x
27	264	Trevor ELLIOTT	10	140	0	x	x	x	x	x	x	x	x	4	6	x
28	104	Marc McGOWAN	10	140	0	4	x	6	x	x	x	x	x	x	x	x
29	108	Jack MEARES	9	141	1	x	x	x	x	x	9	x	x	x	x	x
30	40	Darragh CREAM	8	142	1	x	x	x	x	x	x	x	x	x	8	x
31	936	Keith BYRNE	8	142	0	x	x	x	x	x	8	x	x	x	x	x
32	355	Shane MULLIGAN	8	142	0	8	x	x	x	x	x	x	x	x	x	x
33	161	Bary GASTON	8	142	0	3	x	x	x	2	x	x	x	3	x	x
34	711	Mark AIKEN	7	143	1	x	x	x	x	x	x	x	x	x	x	7
35	52	Kelan SMITH	7	143	0	7	x	x	x	x	x	x	x	x	x	x
36	130	Steven LOVE	5	145	2	x	x	x	x	x	x	x	x	x	x	5
37	497	Liam CONCANNON	5	145	0	x	x	x	x	5	x	x	x	x	x	x
38	136	John O'DONOVAN	4	146	1	x	x	x	x	x	x	x	x	x	x	4
39	23	Stuart McCANN	3	147	1	x	x	x	x	3	x	x	x	x	x	x
40	129	Gary JORDAN	3	147	0	x	x	3	x	x	x	x	x	x	x	x
41	333	Tam OLIVER	2	148	1	x	x	2		x	x	x	x	x	x	x
42	63	Ben CROOKS	2	148	0	x	x	x	x	x	x	x	x	x	x	2
43	60	Scott RUSSELL	2	148	0	x	x	x	x	x	x	x	x	x	2	x
44	144	Liam CHAWKE	2	148	0	2	x	x	x	x	x	x	x	x	x	x
45	935	Aaron MALONE	1	149	1	x	x	x	x	1	x	x	x	x	x	x
46	96	Andy FARRELL	1	149	0	1	x	x	x	x	x	x	x	x	x	x

Event Legend

#1	25/03/2023	USBK R1 - Bishops court National	#4	03/06/2023	USBK R4 - Kirkistown
#2	08/04/2023	USBK R2 - Bishops court National	#5	15/07/2023	USBK R5 - Bishops court National
#3	10/04/2023	USBK R3 - Kirkistown			