



at Bishopscourt
Saturday 15th & Sunday 16th July 2023

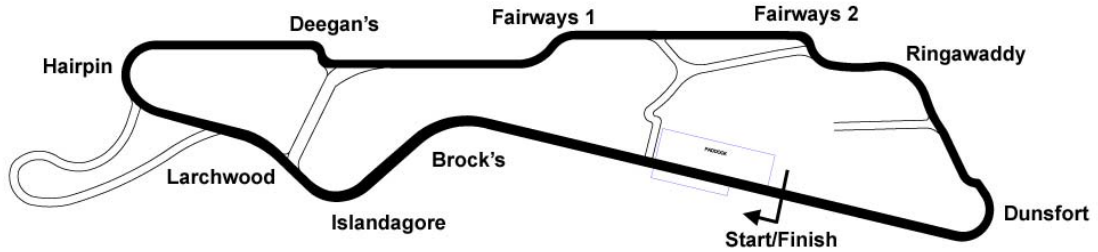
promoted by
Mid Antrim 150 Club
www.midantrim150.co.uk
<https://en-gb.facebook.com/midantrim150/>



PRE-INJECTION 600
&
PRE-INJECTION 1000



Bishopscourt National Circuit 1.824 miles



LAP RECORDS at the start of the meeting

Class	Rider	Machine	m	s	mph	Date
Moto-ONE	Jonny Campbell	Kawasaki 300	1	19.552	82.542	18-08-18
Supersport 300	Cameron Dawson	Kawasaki 400	1	16.427	85.917	07-08-21
125cc GP	Nigel Percy	Honda	1	13.913	88.840	21-10-07
Moto 3	Richard Kerr	KTM 250	1	13.640	89.169	22-10-16
Moto 450	Hudson Kennaugh	Kawasaki	1	16.623	85.698	15-04-17
250cc GP	Mark Hanna	Honda	1	11.963	91.247	16-10-10
Classic GP	Gareth Keys	Yamaha 350	1	15.588	86.871	21-07-18
Lightweight Supersport	Gary McCoy	Yamaha 400	1	14.021	88.710	18-08-18
Supermono	Dave Walsh	Kramer 690	1	17.090	85.178	16-04-22
Production Twin	Eunan McGlinchey	Suzuki 650	1	12.117	91.052	20-08-17
SuperTwin	Eunan McGlinchey	Kawasaki 650	1	10.252	93.469	20-10-18
Pre-Injection 600	Steven Titterington	Yamaha 600	1	11.917	91.305	19-09-15
Pre-Injection 1000	Andrew Brady	Yamaha 1000	1	12.154	91.005	18-09-21
Supersport	Glenn Irwin	Kawasaki	1	07.474	97.317	25-10-14
Supersport Cup	Eunan McGlinchey	Suzuki	1	09.259	94.809	17-09-17
Superbike	Christian Iddon	BMW	1	05.223	100.676	22-10-16
Superbike Cup	Gary McCoy	Suzuki	1	09.123	94.996	22-10-18
Sidecar	Tim Reeves	LCR Kawasaki	1	10.032	93.763	25-10-14
	Lee Watson					
Classic 250cc	Brian Mateer	Suzuki	1	25.419	76.873	16-09-18
Classic 350cc	James Conroy	Honda	1	23.114	79.005	15-04-17
Classic 500cc	Alex Conroy	Honda	1	24.275	77.916	19-04-14
Classic 1000cc	Stephen McKeown	Triumph 750	1	22.215	79.869	16-07-22



USBK R5 - Bishopscourt National

Sorted on best lap time

PRE-INJECTION 600 / 1000

Bishopscourt National 1.824 miles

Q6: Qualifying

15/07/2023 10:20

Practice started at 10:45:31

Pos	Class	No.	Name	T	Machine	Sponsor	Best Tm	Diff	Gap	Best Speed	In Lap	Laps	2nd Best
PI-600													
1	PI-600	22	Alan KENNY		Yamaha 600		1:16.072			86.318	5	8	1:16.365
2	PI-600	12	Paul DEMAINE		Yamaha 600	Antrim Rain	1:16.368	0.296	0.296	85.984	4	8	1:16.799
3	PI-600	88	Jonathan GREGORY		Yamaha 600		1:16.652	0.580	0.284	85.665	4	8	1:17.557
4	PI-600	24	Trevor ELLIOTT		Yamaha 600		1:16.979	0.907	0.327	85.301	4	8	1:17.129
5	PI-600	49	Stephen McKEOWN		Honda 600		1:17.355	1.283	0.376	84.887	8	8	1:17.977
6	PI-600	54	Vincent LONG		Yamaha 600		1:23.532	7.460	6.177	78.609	3	7	1:24.194
7	PI-600	25	Nigel CORRIGAN		Yamaha 600		1:26.481	10.409	2.949	75.929	4	7	1:26.578
8	PI-600	924	Richard NEWMAN		Yamaha 600		1:26.493	10.421	0.012	75.918	6	7	1:27.609
9	PI-600	36	Colum McCANN		Honda 600		1:33.721	17.649	7.228	70.063	5	7	1:34.191
10	PI-600	86	Michael CARR		Yamaha 600					-	1	1	
PI1000													
1	PI1000	133	Robert TONER		Yamaha 1000		1:20.637			81.432	3	5	1:21.356
2	PI1000	33	Ian McGARRIGLE		Yamaha 1000		1:21.419	0.782	0.782	80.649	3	5	1:21.487
3	PI1000	311	Kenneth O'GORMAN		Yamaha 1000		1:24.275	3.638	2.856	77.916	3	7	1:24.367
4	PI1000	61	Jonathan WATT		Yamaha 750	Jim Gibson	1:26.233	5.596	1.958	76.147	6	6	1:28.312
5	PI1000	921	Gareth MEGRATH		Kawasaki 636		1:27.941	7.304	1.708	74.668	7	7	1:28.446
6	PI1000	55	Sean GILBRIDE		Honda 893		1:29.150	8.513	1.209	73.656	4	5	1:32.168

Announcements

Weather: Light Rain / Track: Damp

Promoted by Mid-Antrim 150 Club

Provisional result subject to technical inspections/time limit for protests

www.elaps-timing.com | Facebook: elaps-timing

Live Timing: <https://speedhive.mylaps.com/livetiming/elaps-timing>

Printed: 15/07/2023 11:24:22

Orbits

Chief Timekeeper





USBK R5 - Bishopscourt National

PRE-INJECTION 600 / 1000

Bishopscourt National 1.824 miles

Q6: Qualifying

15/07/2023 10:20

Practice started at 10:45:31

Rank	Name	Time	Delta
8	[REDACTED]	1:17.355	
7	[REDACTED]	1:27.114	+0.633
(22) Alan KENNY			
1	[REDACTED]		
2	1:22.859	+6.787	
3	1:18.663	+2.591	
4	1:17.027	+0.955	
5	1:16.072		
6	1:16.365	+0.293	
7	1:16.431	+0.359	
8	1:33.766	+17.694	
(133) Robert TONER			
1	[REDACTED]		
2	1:23.400	+2.763	
3	1:20.637		
4	1:21.356	+0.719	
5	1:25.238	+4.601	
(924) Richard NEWMAN			
1	[REDACTED]		
2	1:28.417	+1.924	
3	1:27.609	+1.116	
4	1:29.637	+3.144	
5	1:28.431	+1.938	
6	1:26.493		
7	1:27.630	+1.137	
(33) Ian McGARRIGLE			
1	[REDACTED]		
2	1:22.739	+1.320	
3	1:21.419		
4	1:21.467	+0.068	
5	2:12.563	+51.144	
(921) Gareth MEGRATH			
1	[REDACTED]		
2	1:30.134	+2.193	
3	1:28.446	+0.505	
4	1:28.780	+0.839	
5	1:31.168	+3.227	
6	1:28.672	+0.731	
7	1:27.941		
(54) Vincent LONG			
1	[REDACTED]		
2	1:28.686	+5.154	
3	1:23.532		
4	1:24.194	+0.662	
5	1:25.287	+1.755	
6	1:25.493	+1.961	
7	1:55.284	+31.752	
(55) Sean GILBRIDE			
1	[REDACTED]		
2	1:33.285	+4.135	
3	1:32.168	+3.018	
4	1:29.150		
5	1:48.182	+19.032	
(311) Kenneth O'GORMAN			
1	[REDACTED]		
2	1:27.190	+2.915	
3	1:24.275		
4	1:24.367	+0.092	
5	1:24.426	+0.151	
6	1:24.431	+0.156	
7	1:24.448	+0.173	
(36) Colum McCANN			
1	[REDACTED]		
2	1:34.730	+1.009	
3	1:34.191	+0.470	
4	1:34.290	+0.569	
5	1:33.721		
6	1:34.297	+0.576	
7	1:34.780	+1.059	
(88) Jonathan GREGORY			
1	[REDACTED]		
2	1:18.723	+2.071	
3	1:17.557	+0.905	
4	1:16.652		
5	1:17.702	+1.050	
6	1:17.623	+0.971	
7	1:18.520	+1.868	
8	1:18.378	+1.726	
(31) Kenneth O'GORMAN			
1	[REDACTED]		
2	1:32.247	+6.014	
3	1:30.485	+4.252	
4	1:30.126	+3.893	
5	1:28.312	+2.079	
6	1:26.233		
(61) Jonathan WATT			
1	[REDACTED]		
2	1:32.247	+6.014	
3	1:30.485	+4.252	
4	1:30.126	+3.893	
5	1:28.312	+2.079	
6	1:26.233		
(86) Michael CARR			
1	[REDACTED]		
(24) Trevor ELLIOTT			
1	[REDACTED]		
2	1:17.789	+0.810	
3	1:18.128	+1.149	
4	1:16.979		
5	1:18.610	+1.631	
6	1:17.207	+0.228	
7	1:18.659	+1.680	
8	1:17.129	+0.150	
(49) Stephen McKEOWN			
1	[REDACTED]		
2	1:20.316	+2.961	
3	1:18.438	+1.083	
4	1:18.437	+1.082	
5	1:19.284	+1.929	
6	1:18.852	+1.497	
7	1:17.977	+0.622	
(25) Nigel CORRIGAN			
1	[REDACTED]		
2	1:29.921	+3.440	
3	1:26.578	+0.097	
4	1:26.481		
5	1:28.516	+2.035	
6	1:28.906	+2.425	

Promoted by Mid-Antrim 150 Club

Orbits

Provisional result subject to technical inspections/time limit for protests

www.elaps-timing.com | Facebook: elaps-timing

Live Timing: <https://speedhive.mylaps.com/livetiming/elaps-timing>

Printed: 15/07/2023 11:25:28

Chief Timekeeper





USBK R5 - Bishopscourt National

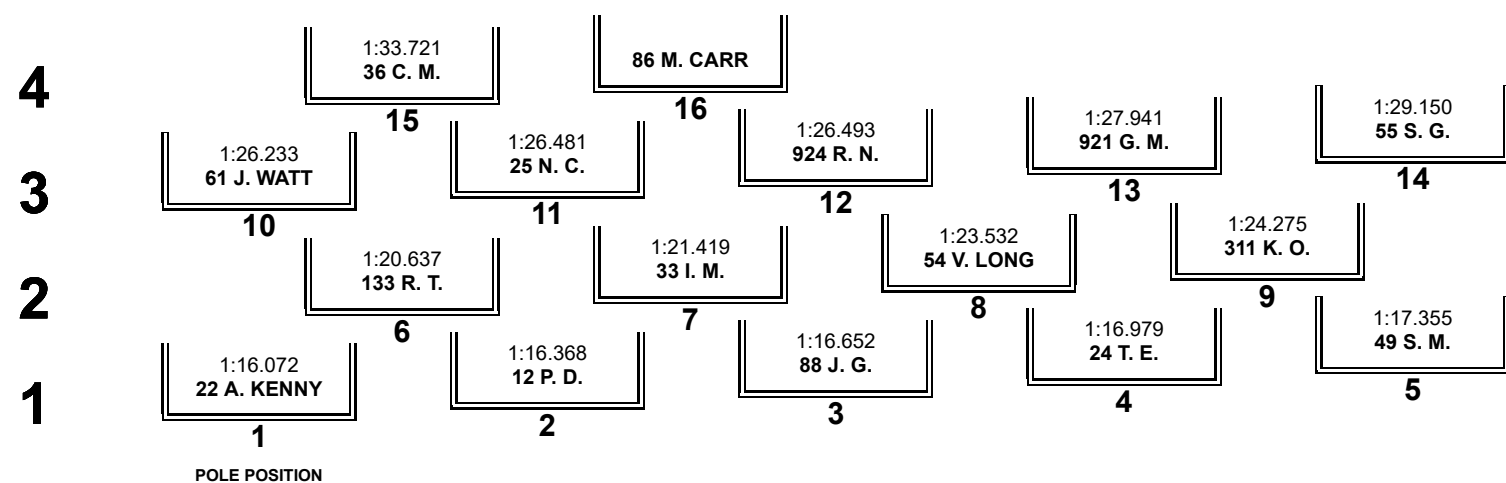
PRE-INJECTION 600 / 1000

Bishopscourt National 1.824 miles

R5: Paul Butler Contracts Race One

15/07/2023 13:48

Race (7 Laps)





USBK R5 - Bishopscourt National

Sorted on Laps

PRE-INJECTION 600 / 1000

Bishopscourt National 1.824 miles

R5: Paul Butler Contracts Race One

15/07/2023 13:48

Race (8 Laps) started at 16:09:08

Pos	Class	No.	Name	T	Machine	Sponsor	Laps	Total Tm	Diff	Gap	Avg. Speed	Best Tm	Best Speed	In Lap
PI-600														
1	PI-600	22	Alan KENNY		Yamaha 600		8	10:38.376			82.289	1:16.520	85.813	7
2	PI-600	49	Stephen McKEOWN		Honda 600		8	10:42.601	4.225	4.225	81.748	1:18.104	84.073	8
3	PI-600	86	Michael CARR		Yamaha 600		8	10:50.337	11.961	7.736	80.775	1:19.031	83.086	5
4	PI-600	24	Trevor ELLIOTT		Yamaha 600		8	10:53.973	15.597	3.636	80.326	1:20.078	82.000	4
5	PI-600	88	Jonathan GREGORY		Yamaha 600		8	11:19.269	40.893	25.296	77.335	1:20.736	81.332	4
6	PI-600	25	Nigel CORRIGAN		Yamaha 600		7	10:40.388	1 Lap	1 Lap	71.776	1:28.762	73.978	6
7	PI-600	924	Richard NEWMAN		Yamaha 600		7	11:00.887	1 Lap	20.499	69.550	1:31.164	72.028	6
8	PI-600	36	Colum McCANN		Honda 600		7	11:23.746	1 Lap	22.859	67.225	1:35.883	68.483	6
Not classified														
DNF	PI-600	12	Paul DEMAINE		Yamaha 600	Antrim Rain	7	9:23.977	DNF		81.501	1:18.684	83.453	6
DNF	PI-600	54	Vincent LONG		Yamaha 600		4	6:07.752	DNF		71.422	1:29.814	73.111	4
PI1000														
1	PI1000	133	Robert TONER		Yamaha 1000		8	11:36.591			75.412	1:25.053	77.204	3
2	PI1000	33	Ian McGARRIGLE		Yamaha 1000		8	11:36.843	0.252	0.252	75.385	1:25.100	77.161	8
3	PI1000	921	Gareth MEGRATH		Kawasaki 636		8	12:02.083	25.492	25.240	72.750	1:26.031	76.326	7
4	PI1000	311	Kenneth O'GORMAN		Yamaha 1000		7	10:38.489	1 Lap	1 Lap	71.990	1:28.288	74.375	7
Not classified														
DNS	PI1000	61	Jonathan WATT		Yamaha 750	Jim Gibson		0.000	DNS	7 Laps	-		-	0
DNS	PI1000	55	Sean GILBRIDE		Honda 893			0.000	DNS		-		-	0

Announcements

Weather: Cloudy / Track: Damp
 PI-600 90% = 74.060 / PI1000 90% = 67.871

Margin of Victory	Avg. Speed	Best Lap Tm	Best Speed	Best Lap by
4.225	82.289	1:16.520	85.813	22 - Alan KENNY

Promoted by Mid-Antrim 150 Club

Orbits

Provisional result subject to technical inspections/time limit for protests

www.elaps-timing.com | Facebook: elaps-timing

Live Timing: https://speedhive.mylaps.com/livetiming/elaps-timing

Printed: 15/07/2023 16:22:38

Chief Timekeeper





USBK R5 - Bishopscourt National

PRE-INJECTION 600 / 1000

Bishopscourt National 1.824 miles

R5: Paul Butler Contracts Race One

15/07/2023 13:48

Race (8 Laps) started at 16:09:08

Rank	Time	Offset	Rank	Time	Offset	Rank	Time	Offset
(22) Alan KENNY			(133) Robert TONER			(924) Richard NEWMAN		
1	1:28.520	+12.000	1	1:34.607	+9.554	1	1:43.155	+11.991
2	1:20.950	+4.430	2	1:26.720	+1.667	2	1:33.349	+2.185
3	1:18.908	+2.388	3	1:25.053		3	1:33.164	+2.000
4	1:19.324	+2.804	4	1:26.105	+1.052	4	1:33.647	+2.483
5	1:17.170	+0.650	5	1:26.098	+1.045	5	1:33.639	+2.475
6	1:17.833	+1.313	6	1:26.581	+1.528	6	1:31.164	
7	1:16.520		7	1:26.112	+1.059	7	1:32.769	+1.605
8	1:19.151	+2.631	8	1:25.315	+0.262	(36) Colum McCANN		
(49) Stephen McKEOWN			(33) Ian McGARRIGLE			1 1:44.485 +8.602		
1	1:28.904	+10.800	1	1:34.088	+8.988	2 1:36.398 +0.515		
2	1:20.753	+2.649	2	1:26.439	+1.339	3 1:36.850 +0.967		
3	1:19.256	+1.152	3	1:25.505	+0.405	4 1:35.937 +0.054		
4	1:19.142	+1.038	4	1:25.858	+0.758	5 1:36.549 +0.666		
5	1:18.962	+0.858	5	1:28.724	+3.624	6 1:35.883		
6	1:18.688	+0.584	6	1:25.160	+0.060	7 1:37.644 +1.761		
7	1:18.792	+0.688	7	1:25.969	+0.869	(12) Paul DEMAINE		
8	1:18.104		8	1:25.100		1 1:27.529 +8.845		
(86) Michael CARR			(921) Gareth MEGRATH			2 1:19.592 +0.908		
1	1:29.215	+10.184	1	1:38.171	+12.140	3 1:20.021 +1.337		
2	1:21.166	+2.135	2	1:30.697	+4.666	4 1:20.154 +1.470		
3	1:19.960	+0.929	3	1:30.654	+4.623	5 1:19.139 +0.455		
4	1:19.340	+0.309	4	1:31.048	+5.017	6 1:18.684		
5	1:19.031		5	1:30.312	+4.281	7 1:18.858 +0.174		
6	1:19.915	+0.884	6	1:26.854	+0.823	(54) Vincent LONG		
7	1:19.836	+0.805	7	1:26.031		1 1:37.415 +7.601		
8	1:21.874	+2.843	8	1:28.316	+2.285	2 1:30.364 +0.550		
(24) Trevor ELLIOTT			(311) Kenneth O'GORMAN			3 1:30.159 +0.345		
1	1:27.149	+7.071	1	1:38.997	+10.709	4 1:29.814		
2	1:21.748	+1.670	2	1:30.699	+2.411			
3	1:22.204	+2.126	3	1:29.907	+1.619			
4	1:20.078		4	1:28.642	+0.354			
5	1:20.315	+0.237	5	1:33.551	+5.263			
6	1:20.439	+0.361	6	1:28.405	+0.117			
7	1:20.180	+0.102	7	1:28.288				
8	1:21.860	+1.782	(25) Nigel CORRIGAN					
(88) Jonathan GREGORY			1 1:40.315 +11.553					
1	1:30.461	+9.725	2 1:31.046 +2.284					
2	1:21.794	+1.058	3 1:30.314 +1.552					
3	1:21.578	+0.842	4 1:30.521 +1.759					
4	1:20.736		5 1:30.648 +1.886					
5	1:21.019	+0.283	6 1:28.762					
6	1:22.631	+1.895	7 1:28.782 +0.020					
7	1:28.356	+7.620						

Promoted by Mid-Antrim 150 Club

Orbits

Provisional result subject to technical inspections/time limit for protests

www.elaps-timing.com | Facebook: elaps-timing

Live Timing: <https://speedhive.mylaps.com/livetiming/elaps-timing>

Printed: 15/07/2023 16:24:32

Chief Timekeeper





USBK R5 - Bishopscourt National

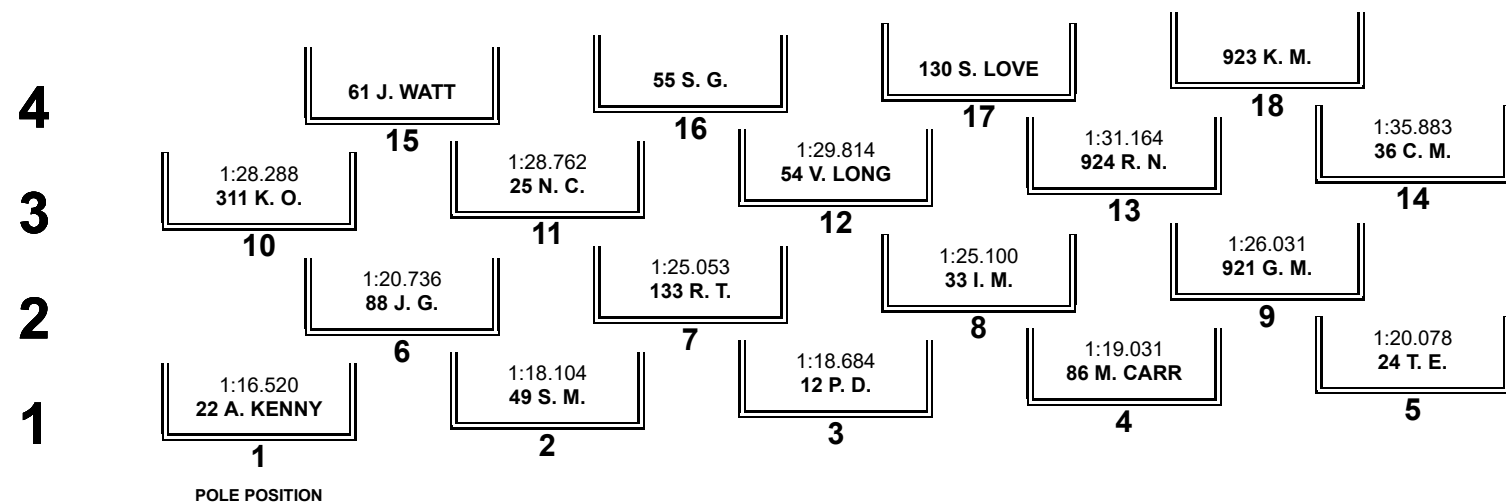
PRE-INJECTION 600 / 1000

Bishopscourt National 1.824 miles

R5: Paul Butler Contracts Race Two

16/07/2023 10:42

Race (8 Laps)





USBK R5 - Bishopscourt National

Sorted on Laps

PRE-INJECTION 600 / 1000

Bishopscourt National 1.824 miles

R5: Paul Butler Contracts Race Two

16/07/2023 10:42

Race (8 Laps) started at 11:32:04

Pos	Class	No.	Name	T	Machine	Sponsor	Laps	Total Tm	Diff	Gap	Avg. Speed	Best Tm	Best Speed	In Lap
PI-600														
1	PI-600	22	Alan KENNY		Yamaha 600		8	10:05.825			86.710	1:14.186	88.513	4
2	PI-600	12	Paul DEMAINE		Yamaha 600	Antrim Rain	8	10:11.216	5.391	5.391	85.945	1:14.909	87.658	4
3	PI-600	86	Michael CARR		Yamaha 600		8	10:14.362	8.537	3.146	85.505	1:15.482	86.993	7
4	PI-600	264	Trevor ELLIOTT		Yamaha 600		8	10:19.823	13.998	5.461	84.752	1:15.583	86.877	5
5	PI-600	88	Jonathan GREGORY		Yamaha 600		8	10:21.880	16.055	2.057	84.472	1:16.048	86.345	4
6	PI-600	130	Steven LOVE		Honda 600		8	10:27.349	21.524	5.469	83.735	1:15.868	86.550	5
7	PI-600	39	Dermot CLEARY		Yamaha 600		8	10:30.148	24.323	2.799	83.363	1:17.355	84.887	8
8	PI-600	923	Kevin McCORMICK		Honda 600		8	11:02.577	56.752	32.429	79.283	1:20.758	81.310	4
9	PI-600	924	Richard NEWMAN		Yamaha 600		8	11:22.487	1:16.662	19.910	76.970	1:23.301	78.827	7
10	PI-600	36	Colum McCANN		Honda 600		7	10:25.421	1 Lap	1 Lap	73.494	1:26.746	75.697	2

Not classified														
DNF	PI-600	25	Nigel CORRIGAN		Yamaha 600		4	6:26.920	DNF		67.884	1:26.697	75.740	3
DNS	PI-600	49	Stephen McKEOWN		Honda 600			0.000	DNS		-	-	-	0
DNS	PI-600	54	Vincent LONG		Yamaha 600			0.000	DNS		-	-	-	0
DNS	PI-600	36	Matt DONALDSON		Yamaha 600			0.000	DNS		-	-	-	0

PI1000														
1	PI1000	133	Robert TONER		Yamaha 1000		8	10:26.119			83.900	1:16.456	85.885	7
2	PI1000	33	Ian McGARRIGLE		Yamaha 1000		8	10:29.799	3.680	3.680	83.409	1:16.824	85.473	4
3	PI1000	311	Kenneth O'GORMAN		Yamaha 1000		8	10:53.308	27.189	23.509	80.408	1:20.004	82.076	7
4	PI1000	921	Gareth MEGRATH		Kawasaki 636		8	11:21.723	55.604	28.415	77.057	1:22.918	79.191	8
5	PI1000	55	Sean GILBRIDE		Honda 893		7	10:13.864	1 Lap	1 Lap	74.878	1:24.426	77.777	7

Not classified														
DNS	PI1000	61	Jonathan WATT		Yamaha 750	Jim Gibson		0.000	DNS	7 Laps	-	-	-	0

Announcements

Weather: Sunny / Track: Dry
 PI-600 90% = 78.039 / PI1000 90% = 75.068

Margin of Victory	Avg. Speed	Best Lap Tm	Best Speed	Best Lap by
5.391	86.710	1:14.186	88.513	22 - Alan KENNY

Promoted by Mid-Antrim 150 Club

Orbits

Provisional result subject to technical inspections/time limit for protests

www.elaps-timing.com | Facebook: elaps-timing

Live Timing: https://speedhive.mylaps.com/livetiming/elaps-timing

Printed: 16/07/2023 11:43:53

Chief Timekeeper





USBK R5 - Bishopscourt National

PRE-INJECTION 600 / 1000

Bishopscourt National 1.824 miles

R5: Paul Butler Contracts Race Two

16/07/2023 10:42

Race (8 Laps) started at 11:32:04

Pos	Name	Time	Diff	Pos	Name	Time	Diff	Pos	Name	Time	Diff
	(22) Alan KENNY				(133) Robert TONER				(923) Kevin McCORMICK		
1	1:20.211	+6.025		1	1:26.527	+10.071		1	1:32.915	+12.157	
2	1:14.409	+0.223		2	1:17.973	+1.517		2	1:21.918	+1.160	
3	1:14.235	+0.049		3	1:17.675	+1.219		3	1:21.311	+0.553	
4	1:14.188			4	1:16.858	+0.402		4	1:20.758		
5	1:14.331	+0.145		5	1:17.327	+0.871		5	1:20.809	+0.051	
6	1:14.331	+0.145		6	1:16.830	+0.374		6	1:20.807	+0.049	
7	1:16.742	+2.556		7	1:16.456			7	1:21.657	+0.899	
8	1:17.380	+3.194		8	1:16.473	+0.017		8	1:22.402	+1.644	
	(12) Paul DEMAINE				(130) Steven LOVE				(921) Gareth MEGRATH		
1	1:22.547	+7.638		1	1:26.004	+10.136		1	1:32.962	+10.044	
2	1:14.944	+0.035		2	1:16.878	+1.010		2	1:25.736	+2.818	
3	1:15.258	+0.349		3	1:17.769	+1.901		3	1:25.434	+2.516	
4	1:14.909			4	1:16.153	+0.285		4	1:24.232	+1.314	
5	1:15.830	+0.921		5	1:15.868			5	1:23.823	+0.905	
6	1:15.633	+0.724		6	1:16.857	+0.989		6	1:23.644	+0.726	
7	1:15.809	+0.900		7	1:18.357	+2.489		7	1:22.974	+0.056	
8	1:16.286	+1.377		8	1:19.463	+3.595		8	1:22.918		
	(86) Michael CARR				(33) Ian McGARRIGLE				(924) Richard NEWMAN		
1	1:23.007	+7.525		1	1:26.162	+9.338		1	1:34.308	+11.007	
2	1:16.330	+0.848		2	1:18.427	+1.603		2	1:24.705	+1.404	
3	1:15.980	+0.498		3	1:17.107	+0.283		3	1:24.393	+1.092	
4	1:15.852	+0.370		4	1:16.824			4	1:24.122	+0.821	
5	1:15.698	+0.216		5	1:17.797	+0.973		5	1:23.727	+0.426	
6	1:16.436	+0.954		6	1:18.075	+1.251		6	1:24.029	+0.728	
7	1:15.482			7	1:17.759	+0.935		7	1:23.301		
8	1:15.577	+0.095		8	1:17.648	+0.824		8	1:23.902	+0.601	
	(264) Trevor ELLIOTT				(39) Dermot CLEARY				(55) Sean GILBRIDE		
1	1:22.309	+6.726		1	1:24.287	+6.932		1	1:33.949	+9.523	
2	1:18.288	+2.705		2	1:17.847	+0.492		2	1:27.228	+2.802	
3	1:17.705	+2.122		3	1:18.696	+1.341		3	1:26.846	+2.420	
4	1:16.281	+0.698		4	1:17.680	+0.325		4	1:27.906	+3.480	
5	1:15.583			5	1:18.582	+1.227		5	1:26.868	+2.442	
6	1:16.048	+0.465		6	1:18.074	+0.719		6	1:26.641	+2.215	
7	1:16.236	+0.653		7	1:17.627	+0.272		7	1:24.426		
8	1:17.373	+1.790		8	1:17.355						
	(88) Jonathan GREGORY				(311) Kenneth O'GORMAN				(36) Colum McCANN		
1	1:25.534	+9.486		1	1:27.746	+7.742		1	1:35.149	+8.403	
2	1:17.012	+0.964		2	1:20.508	+0.504		2	1:26.746		
3	1:17.454	+1.406		3	1:21.227	+1.223		3	1:27.444	+0.698	
4	1:16.048			4	1:21.850	+1.846		4	1:28.412	+1.666	
5	1:16.337	+0.289		5	1:21.337	+1.333		5	1:29.205	+2.459	
6	1:16.330	+0.282		6	1:20.300	+0.296		6	1:29.286	+2.540	
7	1:16.137	+0.089									

Promoted by Mid-Antrim 150 Club

Orbits

Provisional result subject to technical inspections/time limit for protests

www.elaps-timing.com | Facebook: elaps-timing

Live Timing: <https://speedhive.mylaps.com/livetiming/elaps-timing>

Printed: 16/07/2023 11:44:59

Chief Timekeeper





USBK R5 - Bishopscourt National

Sorted on Laps

PRE-INJECTION 600 / 1000

Bishopscourt National 1.824 miles

R14: Paul Butler Contracts Race Three

16/07/2023 14:42

Race started at 15:32:48

Pos	Class	No.	Name	T	Machine	Sponsor	Laps	Total Tm	Diff	Gap	Avg. Speed	Best Tm	Best Speed	In Lap
PI-600														
1	PI-600	22	Alan KENNY		Yamaha 600		7	9:06.561			84.098	1:16.516	85.817	4
2	PI-600	264	Trevor ELLIOTT		Yamaha 600		7	9:18.184	11.623	11.623	82.347	1:18.239	83.927	3
3	PI-600	12	Paul DEMAINE		Yamaha 600	Antrim Rain	7	9:18.562	12.001	0.378	82.291	1:18.106	84.070	3
4	PI-600	86	Michael CARR		Yamaha 600		7	9:24.788	18.227	6.226	81.384	1:18.955	83.166	3
5	PI-600	88	Jonathan GREGORY		Yamaha 600		6	8:22.598	1 Lap	1 Lap	78.389	1:20.410	81.661	4
6	PI-600	130	Steven LOVE		Honda 600		6	8:31.115	1 Lap	8.517	77.083	1:22.777	79.326	5
Not classified														
DNF	PI-600	36	Matt DONALDSON		Yamaha 600		5	6:44.552	DNF		81.156	1:18.809	83.320	4
DNS	PI-600	49	Stephen McKEOWN		Honda 600			0.000	DNS		-	-	-	0
DNS	PI-600	25	Nigel CORRIGAN		Yamaha 600			0.000	DNS		-	-	-	0
DNS	PI-600	54	Vincent LONG		Yamaha 600			0.000	DNS		-	-	-	0
DNS	PI-600	924	Richard NEWMAN		Yamaha 600			0.000	DNS		-	-	-	0
DNS	PI-600	36	Colum McCANN		Honda 600			0.000	DNS		-	-	-	0
DNS	PI-600	923	Kevin McCORMICK		Honda 600			0.000	DNS		-	-	-	0
DNS	PI-600	39	Dermot CLEARY		Yamaha 600			0.000	DNS		-	-	-	0
PI1000														
1	PI1000	133	Robert TONER		Yamaha 1000		6	8:40.560			75.685	1:23.905	78.260	5
2	PI1000	921	Gareth MEGRATH		Kawasaki 636		6	9:01.154	20.594	20.594	72.804	1:26.557	75.862	2
3	PI1000	55	Sean GILBRIDE		Honda 893		6	9:21.984	41.424	20.830	70.106	1:31.423	71.824	5
Not classified														
DNF	PI1000	33	Ian McGARRIGLE		Yamaha 1000		5	7:18.045	DNF		74.951	1:25.954	76.394	4
DNS	PI1000	311	Kenneth O'GORMAN		Yamaha 1000			0.000	DNS		-	-	-	0
DNS	PI1000	61	Jonathan WATT		Yamaha 750	Jim Gibson		0.000	DNS		-	-	-	0

Announcements

Red-flag after leaders completed 7 laps - result declared
 Weather: Cloudy / Track: Damp
 PI-600 90% = 75.688 / PI1000 90% = 68.117

Margin of Victory	Avg. Speed	Best Lap Tm	Best Speed	Best Lap by
11.623	84.098	1:16.516	85.817	22 - Alan KENNY

Promoted by Mid-Antrim 150 Club

Orbits

Provisional result subject to technical inspections/time limit for protests

www.elaps-timing.com | Facebook: elaps-timing

Live Timing: <https://speedhive.mylaps.com/livetiming/elaps-timing>

Printed: 16/07/2023 15:45:24

Chief Timekeeper





USBK R5 - Bishopscourt National

PRE-INJECTION 600 / 1000

Bishopscourt National 1.824 miles

R14: Paul Butler Contracts Race Three

16/07/2023 14:42

Race started at 15:32:48

(22) Alan KENNY			4	1:23.452	+0.675
1	1:22.619	+6.103	5	1:22.777	
2	1:17.564	+1.048	6	1:25.845	+3.068
3	1:17.631	+1.115	(133) Robert TONER		
4	1:16.516		1	1:33.813	+9.908
5	1:17.042	+0.526	2	1:25.824	+1.919
6	1:17.482	+0.966	3	1:26.211	+2.306
7	1:17.707	+1.191	4	1:26.262	+2.357
(264) Trevor ELLIOTT			5	1:23.905	
1	1:23.897	+5.658	6	1:24.545	+0.640
2	1:19.337	+1.098	(921) Gareth MEGRATH		
3	1:18.239		1	1:34.662	+8.105
4	1:18.733	+0.494	2	1:26.557	
5	1:18.698	+0.459	3	1:27.750	+1.193
6	1:18.783	+0.544	4	1:30.779	+4.222
7	1:20.497	+2.258	5	1:29.244	+2.687
(12) Paul DEMAINE			6	1:32.162	+5.605
1	1:26.392	+8.286	(55) Sean GILBRIDE		
2	1:18.170	+0.064	1	1:39.260	+7.837
3	1:18.106		2	1:33.704	+2.281
4	1:18.891	+0.785	3	1:32.482	+1.059
5	1:18.542	+0.436	4	1:32.502	+1.079
6	1:19.208	+1.102	5	1:31.423	
7	1:19.253	+1.147	6	1:32.613	+1.190
(86) Michael CARR			(36) Matt DONALDSON		
1	1:27.273	+8.318	1	1:27.155	+8.346
2	1:18.995	+0.040	2	1:20.150	+1.341
3	1:18.955		3	1:19.134	+0.325
4	1:19.293	+0.338	4	1:18.809	
5	1:19.344	+0.389	5	1:19.304	+0.495
6	1:20.566	+1.611	(33) Ian McGARRIGLE		
7	1:20.362	+1.407	1	1:32.547	+6.593
(88) Jonathan GREGORY			2	1:26.728	+0.774
1	1:33.022	+12.612	3	1:26.001	+0.047
2	1:22.894	+2.484	4	1:25.954	
3	1:21.015	+0.605	5	1:26.815	+0.861
4	1:20.410		(130) Steven LOVE		
5	1:21.918	+1.508	1	1:31.374	+8.597
6	1:23.339	+2.929	2	1:24.188	+1.411
(130) Steven LOVE			3	1:23.479	+0.702

Promoted by Mid-Antrim 150 Club

Provisional result subject to technical inspections/time limit for protests

www.elaps-timing.com | Facebook: elaps-timing

Live Timing: <https://speedhive.mylaps.com/livetiming/elaps-timing>

Printed: 16/07/2023 15:46:23

Chief Timekeeper

Orbits



USBK - PRE-INJECTION 1000

2023

Pos	No.	Name	Total	Diff	Gap	#1		#2		#3		#4		#5		
						R1	R2	R1	R2	R1	R2	R1	R2	R1	R2	R3
1	133	Robert TONER	200	0	0	25	25	25	x	x	x	25	25	25	25	25
2	33	Ian McGARRIGLE	105	95	95	x	x	x	x	25	x	20	20	20	20	x
3	921	Gareth MEGRATH	97	103	8	x	x	16	x	x	x	16	16	16	13	20
4	311	Kenneth O'GORMAN	74	126	23	x	x	x	x	20	25	x	x	13	16	x
5	55	Sean GILBRIDE	40	160	34	x	x	13	x	x	x	x	x	11	16	
6	117	Brendan RYAN	20	180	20	x	x	20	x	x	x	x	x	x	x	x

Event Legend

#1	25/03/2023	USBK R1 - Bishops court National	#4	03/06/2023	USBK R4 - Kirkistown
#2	08/04/2023	USBK R2 - Bishops court National	#5	15/07/2023	USBK R5 - Bishops court National
#3	10/04/2023	USBK R3 - Kirkistown			

USBK - PRE-INJECTION 600

2023

Pos	No.	Name	Total	Diff	Gap	#1		#2		#3		#4		#5		
						R1	R2	R1	R2	R1	R2	R1	R2	R1	R2	R3
1	12	Paul DEMAINE	173	0	0	20	20	16	x	20	25	20	16	x	20	16
2	86	Michael CARR	146	27	27	10	13	13	x	13	16	16	20	16	16	13
3	88	Jonathan GREGORY	134	39	12	16	25	11	x	10	20	8	11	11	11	11
4	130	Steven LOVE	123	50	11	25	9	20	x	16	10	10	13	x	10	10
5	9	Johnny IRWIN	100	73	23	x	x	25	x	25	x	25	25	x	x	x
6	22	Alan KENNY	75	98	25	x	x	x	x	x	x	x	x	25	25	25
7	27	Gary ANNAN	68	105	7	9	11	10	x	8	11	9	10	x	x	x
8	4	Mark AIKEN	49	124	19	11	10	8	x	7	13	x	x	x	x	x
9	264	Trevor ELLIOTT	46	127	3	x	x	x	x	x	x	x	x	13	13	20
10	45	Darryl SHARKEY	38	135	8	13	16	9	x	x	x	x	x	x	x	x
11	39	Demot CLEARY	36	137	2	x	x	7	x	9	x	11	x	x	9	x
12	34	Matt DONALDSON	33	140	3	x	x	x	x	11	9	13	x	x	x	x
13	49	Stephen McKEOWN	20	153	13	x	x	x	x	x	x	x	x	20	x	x
14	924	Richard NEWMAN	16	157	4	x	x	x	x	x	x	x	x	9	7	x
15	54	Vincent LONG	16	157	0	x	x	x	x	x	x	7	9	x	x	x
16	923	Kevin McCORMICK	14	159	2	x	x	6	x	x	x	x	x	x	8	x
17	36	Colum McCANN	14	159	0	x	x	x	x	x	x	x	x	8	6	x
18	3	David KELLY	13	160	1	x	x	x	x	x	x	5	8	x	x	x
19	60	William STEWART	13	160	0	x	x	x	x	x	x	6	7	x	x	x
20	25	Nigel CORRIGAN	10	163	3	x	x	x	x	x	x	x	x	10	x	x
21	941	Colin WALSH	10	163	0	x	x	x	x	x	x	4	6	x	x	x
22	402	Jake CREAN	8	165	2	8	x	x	x	x	x	x	x	x	x	x
23	988	Tod HARPER	8	165	0	x	x	x	x	x	x	3	5	x	x	x
24	164	Stephen TOBIN	6	167	2	x	x	x	x	6	x	x	x	x	x	x
25	105	Philip JAMES	5	168	1	x	x	5	x	x	x	x	x	x	x	x

Event Legend

#1	25/03/2023	USBK R1 - Bishops court National	#4	03/06/2023	USBK R4 - Kirkistown
#2	08/04/2023	USBK R2 - Bishops court National	#5	15/07/2023	USBK R5 - Bishops court National
#3	10/04/2023	USBK R3 - Kirkistown			