



**at Bishopscourt**  
**Saturday 15<sup>th</sup> & Sunday 16<sup>th</sup> July 2023**

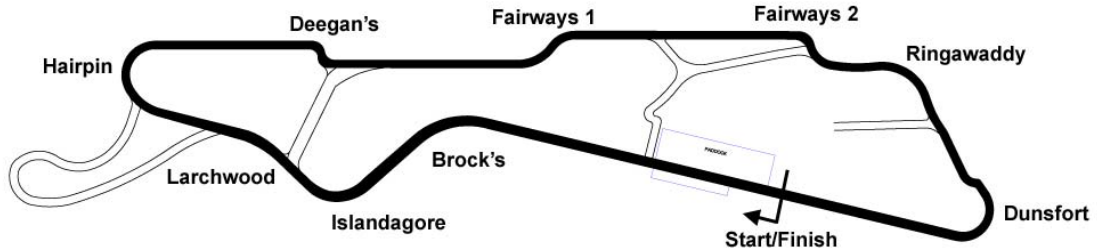
**promoted by**  
**Mid Antrim 150 Club**  
[www.midantrim150.co.uk](http://www.midantrim150.co.uk)  
<https://en-gb.facebook.com/midantrim150/>



**SUPERSPORT 300**  
**&**  
**MOTO 3 (125cc GP)**  
**&**  
**LIGHTWEIGHT SUPERSPORT**  
**&**  
**MOTO 450 / 250GP / CLASSIC GP**



# Bishopscourt National Circuit 1.824 miles



## LAP RECORDS at the start of the meeting

Class	Rider	Machine	m	s	mph	Date
Moto-ONE	Jonny Campbell	Kawasaki 300	1	19.552	82.542	18-08-18
Supersport 300	Cameron Dawson	Kawasaki 400	1	16.427	85.917	07-08-21
125cc GP	Nigel Percy	Honda	1	13.913	88.840	21-10-07
Moto 3	Richard Kerr	KTM 250	1	13.640	89.169	22-10-16
Moto 450	Hudson Kennaugh	Kawasaki	1	16.623	85.698	15-04-17
250cc GP	Mark Hanna	Honda	1	11.963	91.247	16-10-10
Classic GP	Gareth Keys	Yamaha 350	1	15.588	86.871	21-07-18
Lightweight Supersport	Gary McCoy	Yamaha 400	1	14.021	88.710	18-08-18
Supermono	Dave Walsh	Kramer 690	1	17.090	85.178	16-04-22
Production Twin	Eunan McGlinchey	Suzuki 650	1	12.117	91.052	20-08-17
SuperTwin	Eunan McGlinchey	Kawasaki 650	1	10.252	93.469	20-10-18
Pre-Injection 600	Steven Titterington	Yamaha 600	1	11.917	91.305	19-09-15
Pre-Injection 1000	Andrew Brady	Yamaha 1000	1	12.154	91.005	18-09-21
Supersport	Glenn Irwin	Kawasaki	1	07.474	97.317	25-10-14
Supersport Cup	Eunan McGlinchey	Suzuki	1	09.259	94.809	17-09-17
Superbike	Christian Iddon	BMW	1	05.223	100.676	22-10-16
Superbike Cup	Gary McCoy	Suzuki	1	09.123	94.996	22-10-18
Sidecar	Tim Reeves	LCR Kawasaki	1	10.032	93.763	25-10-14
	Lee Watson					
Classic 250cc	Brian Mateer	Suzuki	1	25.419	76.873	16-09-18
Classic 350cc	James Conroy	Honda	1	23.114	79.005	15-04-17
Classic 500cc	Alex Conroy	Honda	1	24.275	77.916	19-04-14
Classic 1000cc	Stephen McKeown	Triumph 750	1	22.215	79.869	16-07-22



# USBK R5 - Bishopscourt National

Sorted on best lap time

**SS300/MOTO 3/MOTO 450/LWT S/SPORT/250GP/CGP Bishopscourt National 1.824 miles**

**Q5: Qualifying**

**15/07/2023 10:07**

**Practice started at 10:31:03**

Pos	Class	No.	Name	T	Machine	Sponsor	Best Tm	Diff	Gap	Best Speed	In Lap	Laps	2nd Best
<b>LWSS</b>													
1	LWSS	119	Kris DUNCAN		Kawasaki 400	McCartney Racing	1:17.084			85.185	3	7	1:18.035
2	LWSS	191	Graham McALEESE		Kawasaki 400		1:19.583	2.499	2.499	82.510	7	7	1:20.251
3	LWSS	154	Andrew MURPHY		Honda 400		1:19.654	2.570	0.071	82.437	5	6	1:20.036
4	LWSS	73	Aidan CLEARY		Kawasaki 400		1:19.698	2.614	0.044	82.391	6	8	1:19.898
5	LWSS	47	Caomhan CANNY		Kawasaki 400		1:20.090	3.006	0.392	81.988	5	7	1:20.279
6	LWSS	840	Alan MAIRS		Kawasaki 400		1:20.163	3.079	0.073	81.913	3	7	1:20.207
7	LWSS	164	Stephen TOBIN		Yamaha 400		1:24.565	7.481	4.402	77.649	2	3	1:53.827
8	LWSS	920	Christian BOYLES		Kawasaki 400		1:26.024	8.940	1.459	76.332	5	6	1:26.381
9	LWSS	135	Paul McLOUGHLIN		Kawasaki 400		1:27.769	10.685	1.745	74.815	3	4	1:28.061
10	LWSS	172	Ben MULLANE		Yamaha 400	Puzzles Racing	1:28.973	11.889	1.204	73.802	4	7	1:29.186
<b>M3</b>													
1	M3	16	Jack BURROWS		Honda 250	Burrows by RK Racing	1:18.939			83.183	5	8	1:19.223
2	M3	111	Stephen McADOO		Honda 250	Ecohog	1:19.570	0.631	0.631	82.524	6	8	1:19.635
3	M3	919	Brian HAMILTON		Honda 250		1:21.544	2.605	1.974	80.526	4	5	1:22.229
4	M3	86	Nigel MOORE		Honda 250		1:22.574	3.635	1.030	79.521	2	4	1:22.721
5	M3	125	Robert O'NEILL		Honda 125		1:23.498	4.559	0.924	78.641	4	5	1:24.759
6	M3	51	Harry PHAYRES		Honda 125		1:29.469	10.530	5.971	73.393	4	7	1:29.727
7	M3	6	Kyle PARKES		Honda 125		1:31.206	12.267	1.737	71.995	5	5	1:31.218
<b>M450</b>													
1	M450	998	Ewan WADDELL		Husqvarna 450		1:20.785			81.282	5	8	1:20.974
<b>SS300</b>													
1	SS300	11	Bailey DOBSON		Yamaha 300	Tower Services/Track-Art	1:20.929			81.138	5	8	1:21.385
2	SS300	71	Ruben SHERMAN-BOYD		Kawasaki 400	Team Wood Academy	1:21.109	0.180	0.180	80.958	5	7	1:22.168
3	SS300	72	Adam CAREY		Yamaha 300		1:22.875	1.946	1.766	79.233	5	7	1:23.142
4	SS300	27	Mark CAREY		Yamaha 300		1:23.048	2.119	0.173	79.068	7	7	1:23.058
5	SS300	17	Cory BARRON		Kawasaki 400		1:25.946	5.017	2.898	76.401	4	7	1:26.910
6	SS300	8	Brian O'MALLEY		Yamaha 300		1:25.950	5.021	0.004	76.398	3	7	1:26.362
7	SS300	949	Kyle MARTIN		Yamaha 300		1:26.265	5.336	0.315	76.119	5	7	1:27.133
8	SS300	900	Ross MARTIN		Yamaha 300		1:27.135	6.206	0.870	75.359	3	7	1:27.160
9	SS300	169	Adam WATT		Kawasaki 300	McKay Brothers	1:30.416	9.487	3.281	72.624	4	4	1:31.877
10	SS300	995	Alanna MAHER		Kawasaki 400		1:35.350	14.421	4.934	68.866	2	2	
11	SS300	69	Donal O'DONOVAN		Yamaha 300		1:37.318	16.389	1.968	67.474	4	5	1:39.117
12	SS300	182	Roger CHEN		Kawasaki 300		1:41.249	20.320	3.931	64.854	4	5	1:41.370

### Announcements

Nos 6, 86 & 135 - TRANSPONDER NOT DETECTED

Weather: Cloudy / Track: Dry

Promoted by Mid-Antrim 150 Club

Provisional result subject to technical inspections/time limit for protests

[www.elaps-timing.com](http://www.elaps-timing.com) | Facebook: elaps-timing

Live Timing: <https://speedhive.mylaps.com/livetiming/elaps-timing>

Printed: 15/07/2023 15:54:32

Chief Timekeeper

Orbits





# USBK R5 - Bishopscourt National

**SS300/MOTO 3/MOTO 450/LWT S/SPORT/250GP/CGP Bishopscourt National 1.824 miles**

**Q5: Qualifying**

**15/07/2023 10:07**

**Practice started at 10:31:03**

<b>(119) Kris DUNCAN</b>			2	<b>1:22.159</b>	+2.461	3	<b>1:22.556</b>	+1.447	<b>(17) Cory BARRON</b>		
1			3	<b>1:20.551</b>	+0.853	4	<b>1:22.889</b>	+1.780	1		
2	<b>1:20.028</b>	+2.944	4	<b>1:19.898</b>	+0.200	5	<b>1:21.109</b>		2	<b>1:27.318</b>	+1.372
3	<b>1:17.084</b>		5	<b>1:20.005</b>	+0.307	6	<b>1:22.168</b>	+1.059	3	<b>1:27.259</b>	+1.313
4	<b>1:18.316</b>	+1.232	6	<b>1:19.698</b>		7	<b>1:56.518</b>	+35.409	4	<b>1:25.946</b>	
5	<b>1:18.444</b>	+1.360	7	<b>1:20.261</b>	+0.563	<b>(919) Brian HAMILTON</b>			5	<b>1:26.910</b>	+0.964
6	<b>1:18.035</b>	+0.951	8	<b>1:59.393</b>	+39.695	1			6	<b>1:28.465</b>	+2.519
7	<b>1:57.235</b>	+40.151	<b>(47) Caomhan CANNY</b>			2	<b>1:26.450</b>	+4.906	7	<b>1:51.112</b>	+25.166
<b>(16) Jack BURROWS</b>			1			3	<b>1:22.828</b>	+1.284	<b>(8) Brian O'MALLEY</b>		
1			2	<b>1:21.440</b>	+1.350	4	<b>1:21.544</b>		1		
2	<b>1:22.271</b>	+3.332	3	<b>1:21.548</b>	+1.458	5	<b>1:22.229</b>	+0.685	2	<b>1:26.860</b>	+0.910
3	<b>1:19.638</b>	+0.699	4	<b>1:20.394</b>	+0.304	<b>(86) Nigel MOORE</b>			3	<b>1:25.950</b>	
4	<b>1:19.712</b>	+0.773	5	<b>1:20.090</b>		1			4	<b>1:26.996</b>	+1.046
5	<b>1:18.939</b>		6	<b>1:20.279</b>	+0.189	2	<b>1:22.574</b>		5	<b>1:26.362</b>	+0.412
6	<b>1:19.223</b>	+0.284	7	<b>1:52.517</b>	+32.427	3	<b>1:22.721</b>	+0.147	6	<b>1:28.491</b>	+2.541
7	<b>1:21.396</b>	+2.457	<b>(840) Alan MAIRS</b>			4	<b>1:25.092</b>	+2.518	7	<b>1:52.435</b>	+26.485
8	<b>1:50.303</b>	+31.364	1			<b>(72) Adam CAREY</b>			<b>(920) Christian BOYLES</b>		
<b>(111) Stephen McADOO</b>			2	<b>1:20.386</b>	+0.223	1			1		
1			3	<b>1:20.163</b>		2	<b>1:26.687</b>	+3.812	2	<b>1:31.818</b>	+5.794
2	<b>1:20.322</b>	+0.752	4	<b>1:21.947</b>	+1.784	3	<b>1:26.874</b>	+3.999	3	<b>1:27.295</b>	+1.271
3	<b>1:19.635</b>	+0.065	5	<b>1:20.207</b>	+0.044	4	<b>1:23.142</b>	+0.267	4	<b>1:26.381</b>	+0.357
4	<b>1:20.316</b>	+0.746	6	<b>1:24.133</b>	+3.970	5	<b>1:22.875</b>		5	<b>1:26.024</b>	
5	<b>1:19.732</b>	+0.162	7	<b>2:08.703</b>	+48.540	6	<b>1:23.300</b>	+0.425	6	<b>1:29.392</b>	+3.368
6	<b>1:19.570</b>		<b>(998) Ewan WADDELL</b>			7	<b>1:43.887</b>	+21.012	<b>(949) Kyle MARTIN</b>		
7	<b>1:20.050</b>	+0.480	1			<b>(27) Mark CAREY</b>			1		
8	<b>1:58.213</b>	+38.643	2	<b>1:22.209</b>	+1.424	1			2	<b>1:27.481</b>	+1.216
<b>(191) Graham McALEESE</b>			3	<b>1:20.974</b>	+0.189	2	<b>1:24.618</b>	+1.570	3	<b>1:27.133</b>	+0.868
1			4	<b>1:22.149</b>	+1.364	3	<b>1:23.636</b>	+0.588	4	<b>1:31.711</b>	+5.446
2	<b>1:21.971</b>	+2.388	5	<b>1:20.785</b>		4	<b>1:24.589</b>	+1.541	5	<b>1:26.265</b>	
3	<b>1:20.929</b>	+1.346	6	<b>1:21.965</b>	+1.180	5	<b>1:23.058</b>	+0.010	6	<b>1:27.994</b>	+1.729
4	<b>1:20.662</b>	+1.079	7	<b>1:21.259</b>	+0.474	6	<b>1:24.309</b>	+1.261	7	<b>1:59.778</b>	+33.513
5	<b>1:21.264</b>	+1.681	8	<b>1:46.319</b>	+25.534	7	<b>1:23.048</b>		<b>(900) Ross MARTIN</b>		
6	<b>1:20.251</b>	+0.668	<b>(11) Bailey DOBSON</b>			<b>(125) Robert O'NEILL</b>			1		
7	<b>1:19.583</b>		1			1			2	<b>1:29.891</b>	+2.756
<b>(154) Andrew MURPHY</b>			2	<b>1:22.149</b>	+1.220	2	<b>1:29.428</b>	+5.930	3	<b>1:27.135</b>	
1			3	<b>1:21.385</b>	+0.456	3	<b>1:25.416</b>	+1.918	4	<b>1:27.160</b>	+0.025
2	<b>1:21.525</b>	+1.871	4	<b>1:21.971</b>	+1.042	4	<b>1:23.498</b>		5	<b>1:27.212</b>	+0.077
3	<b>1:20.316</b>	+0.662	5	<b>1:20.929</b>		5	<b>1:24.759</b>	+1.261	6	<b>1:27.881</b>	+0.746
4	<b>1:20.036</b>	+0.382	6	<b>1:22.351</b>	+1.422	<b>(164) Stephen TOBIN</b>			7	<b>1:57.592</b>	+30.457
5	<b>1:19.654</b>		7	<b>1:22.513</b>	+1.584	<b>(135) Paul McLOUGHLIN</b>			1		
6	<b>1:42.287</b>	+22.633	8	<b>1:46.249</b>	+25.320	1			2	<b>2:57.300</b>	+1:29.531
<b>(73) Aidan CLEARY</b>			<b>(71) Ruben SHERMAN-BOYD</b>			2	<b>1:24.565</b>		3	<b>1:27.769</b>	
1			1			3	<b>1:53.827</b>	+29.262	4	<b>1:28.061</b>	+0.292
			2	<b>1:25.342</b>	+4.233						

**Promoted by Mid-Antrim 150 Club**

**Orbits**

**Provisional result subject to technical inspections/time limit for protests**

**www.elaps-timing.com | Facebook: elaps-timing**

**Live Timing: <https://speedhive.mylaps.com/livetiming/elaps-timing>**

**Printed: 15/07/2023 15:55:02**

**Chief Timekeeper**





# USBK R5 - Bishopscourt National

SS300/MOTO 3/MOTO 450/LWT S/SPORT/250GP/CGP Bishopscourt National 1.824 miles

Q5: Qualifying

15/07/2023 10:07

Practice started at 10:31:03

(172) Ben MULLANE

1		
2	1:33.486	+4.513
3	1:29.520	+0.547
4	1:28.973	
5	1:29.186	+0.213
6	1:34.815	+5.842
7	2:06.794	+37.821

(51) Harry PHAYRES

1		
2	1:31.492	+2.023
3	1:35.004	+5.535
4	1:29.469	
5	1:29.773	+0.304
6	1:29.727	+0.258
7	1:53.108	+23.639

(169) Adam WATT

1		
2	1:32.738	+2.322
3	1:31.877	+1.461
4	1:30.416	

(6) Kyle PARKES

1		
2	1:35.369	+4.163
3	3:05.552	+1:34.346
4	1:31.218	+0.012
5	1:31.206	

(995) Alanna MAHER

1		
2	1:35.350	

(69) Donal O'DONOVAN

1		
2	1:39.868	+2.550
3	1:39.117	+1.799
4	1:37.318	
5	2:04.169	+26.851

(182) Roger CHEN

1		
2	1:43.828	+2.579
3	1:42.454	+1.205
4	1:41.249	
5	1:41.370	+0.121

Promoted by Mid-Antrim 150 Club

Orbits

Provisional result subject to technical inspections/time limit for protests

www.elaps-timing.com | Facebook: elaps-timing

Live Timing: <https://speedhive.mylaps.com/livetiming/elaps-timing>

Printed: 15/07/2023 15:55:02

Chief Timekeeper





# USBK R5 - Bishopscourt National

SS300/MOTO 3/MOTO 450/LWT S/SPORT/250GP/CGP Bishopscourt National 1.824 miles


R4: Nutt Travel/North Coast Pizza/Cleaning Doctor Race One

15/07/2023 13:30

Race (7 Laps)

8		1:29.469 51 H. P. 33	1:31.206 6 K. P. 34					
7	1:18.939 16 J. B. 28		1:19.570 111 S. M. 29	1:21.544 919 B. H. 30	1:22.574 86 N. M. 31		1:23.498 125 R. O. 32	
6								
5	1:28.973 172 B. M. 19	1:30.416 169 A. WATT 20	1:35.350 995 A. M. 21	1:37.318 69 D. O. 22	1:41.249 182 R. CL. 23			
4		1:26.024 920 C. B. 15	1:26.265 949 K. M. 16	1:27.135 900 R. M. 17	1:27.769 135 P. M. 18			
3	1:22.875 72 A. CAREY 10	1:23.048 27 M. C. 11	1:24.565 164 S. T. 12	1:25.946 17 C. B. 13	1:25.950 8 B. O. 14			
2		1:20.163 840 A. M. 6	1:20.785 998 E. W. 7	1:20.929 11 B. D. 8	1:21.109 71 R. S. 9			
1	1:17.084 119 K. D. 1	1:19.583 191 G. M. 2	1:19.654 154 A. M. 3	1:19.698 73 A. C. 4	1:20.090 47 C. CANNY 5			

POLE POSITION



Promoted by Mid-Antrim 150 Club

Provisional result subject to technical inspections/time limit for protests

[www.elaps-timing.com](http://www.elaps-timing.com) | Facebook: elaps-timing

Live Timing: <https://speedhive.mylaps.com/livetiming/elaps-timing>

Orbits

Chief Timekeeper





# USBK R5 - Bishopscourt National

Sorted on Laps

SS300/MOTO 3/MOTO 450/LWT S/SPORT/250GP/CGP Bishopscourt National 1.824 miles

R4: Nutt Travel/North Coast Pizza/Cleaning Doctor Race One

15/07/2023 13:30

Race (8 Laps) started at 15:49:23

Pos	Class	No.	Name	T	Machine	Sponsor	Laps	Total Tm	Diff	Gap	Avg. Speed	Best Tm	Best Speed	In Lap
<b>LWSS</b>														
1	LWSS	191	Graham McALEESE		Kawasaki 400		8	11:02.945			79.239	1:21.352	80.716	8
2	LWSS	840	Alan MAIRS		Kawasaki 400		8	11:07.230	4.285	4.285	78.730	1:22.337	79.750	2
3	LWSS	119	Kris DUNCAN		Kawasaki 400	McCartney Racing	8	11:23.833	20.888	16.603	76.819	1:23.666	78.483	6
4	LWSS	47	Caomhan CANNY		Kawasaki 400		8	11:25.562	22.617	1.729	76.625	1:23.359	78.773	6
5	LWSS	73	Aidan CLEARY		Kawasaki 400		8	11:27.323	24.378	1.761	76.429	1:23.288	78.840	5
6	LWSS	172	Ben MULLANE		Yamaha 400	Puzzles Racing	8	12:21.696	1:18.751	54.373	70.826	1:29.101	73.696	8
7	LWSS	920	Christian BOYLES		Kawasaki 400		8	12:22.649	1:19.704	0.953	70.735	1:29.366	73.478	8
8	LWSS	135	Paul McLoughlin		Kawasaki 400		8	12:26.980	1:24.035	4.331	70.325	1:30.829	72.294	7
Not classified														
DNS	LWSS	154	Andrew MURPHY		Honda 400			0.000	DNS	8 Laps	-	-	-	0
DNS	LWSS	164	Stephen TOBIN		Yamaha 400			0.000	DNS		-	-	-	0
<b>M3</b>														
1	M3	16	Jack BURROWS		Honda 250	Burrows by RK Racing	8	11:18.646			77.406	1:23.772	78.384	5
2	M3	111	Stephen McADOO		Honda 250	Ecohog	8	11:41.034	22.388	22.388	74.934	1:25.012	77.241	8
3	M3	919	Brian HAMILTON		Honda 250		8	11:41.040	22.394	0.006	74.933	1:24.728	77.500	8
4	M3	86	Nigel MOORE		Honda 250		8	11:45.596	26.950	4.556	74.449	1:25.191	77.079	7
5	M3	125	Robert O'NEILL		Honda 125		7	10:52.922	1 Lap	1 Lap	70.399	1:29.289	73.541	7
6	M3	6	Kyle PARKES		Honda 125		7	10:54.330	1 Lap	1.408	70.247	1:30.439	72.606	6
7	M3	51	Harry PHAYRES		Honda 125		7	10:59.487	1 Lap	5.157	69.698	1:30.461	72.588	7
<b>M450</b>														
1	M450	998	Ewan WADDELL		Husqvarna 450		8	11:25.914			76.586	1:23.419	78.716	7
<b>SS300</b>														
1	SS300	71	Ruben SHERMAN-BOYD		Kawasaki 400	Team Wood Academy	8	11:25.776			76.601	1:23.740	78.414	5
2	SS300	11	Bailey DOBSON		Yamaha 300	Tower Services/Track-Art	8	11:25.892	0.116	0.116	76.588	1:23.939	78.228	7
3	SS300	17	Cory BARRON		Kawasaki 400		8	11:27.859	2.083	1.967	76.369	1:24.039	78.135	7
4	SS300	27	Mark CAREY		Yamaha 300		8	11:28.124	2.348	0.265	76.340	1:23.737	78.417	7
5	SS300	949	Kyle MARTIN		Yamaha 300		8	11:53.998	28.222	25.874	73.573	1:26.064	76.297	4
6	SS300	8	Brian O'MALLEY		Yamaha 300		8	12:10.492	44.716	16.494	71.912	1:29.234	73.586	6
7	SS300	72	Adam CAREY		Yamaha 300		8	12:10.504	44.728	0.012	71.911	1:29.193	73.620	8
8	SS300	900	Ross MARTIN		Yamaha 300		8	12:25.586	59.810	15.082	70.456	1:30.278	72.735	8
9	SS300	169	Adam WATT		Kawasaki 300	McKay Brothers	8	12:27.352	1:01.576	1.766	70.290	1:30.790	72.325	7
10	SS300	995	Alanna MAHER		Kawasaki 400		7	11:28.086	1 Lap	1 Lap	66.801	1:35.920	68.457	6
Not classified														
DNF	SS300	69	Donal O'DONOVAN		Yamaha 300		3	5:57.788	DNF		55.058	1:48.120	60.733	2
DNS	SS300	182	Roger CHEN		Kawasaki 300			0.000	DNS		-	-	-	0

## Announcements

Weather: Cloudy / Track: Wet

LWSS 90% = 71.315 / M3 90% = 69.665 / SS300 90% = 68.941

Margin of Victory	Avg. Speed	Best Lap Tm	Best Speed	Best Lap by
4.285	79.239	1:21.352	80.716	191 - Graham McALEESE

Promoted by Mid-Antrim 150 Club

Orbits

Provisional result subject to technical inspections/time limit for protests

www.elaps-timing.com | Facebook: elaps-timing

Live Timing: <https://speedhive.mylaps.com/livetiming/elaps-timing>

Printed: 15/07/2023 16:04:02

Chief Timekeeper





# USBK R5 - Bishopscourt National

**SS300/MOTO 3/MOTO 450/LWT S/SPORT/250GP/CGP Bishopscourt National 1.824 miles**

**R4: Nutt Travel/North Coast Pizza/Cleaning Doctor Race One**

**15/07/2023 13:30**

**Race (8 Laps) started at 15:49:23**

(191) Graham McALEESE	8	1:24.746	+1.387	7	1:24.039	6	1:28.846	+2.782			
				8	1:24.049	+0.010	7	1:28.119	+2.055		
1	1:28.573	+7.221	(71) Ruben SHERMAN-BOYD	8	1:28.027	+1.963					
2	1:21.791	+0.439	1	1:33.549	+9.809	(27) Mark CAREY					
3	1:22.746	+1.394	2	1:26.370	+2.630	1	1:34.678	+10.941	(8) Brian O'MALLEY		
4	1:22.854	+1.502	3	1:24.953	+1.213	2	1:25.879	+2.142	1	1:38.716	+9.482
5	1:22.165	+0.813	4	1:24.763	+1.023	3	1:25.125	+1.388	2	1:30.810	+1.576
6	1:21.541	+0.189	5	1:23.740		4	1:26.767	+3.030	3	1:30.949	+1.715
7	1:21.923	+0.571	6	1:23.820	+0.080	5	1:24.245	+0.508	4	1:31.178	+1.944
8	1:21.352		7	1:23.942	+0.202	6	1:23.906	+0.169	5	1:29.894	+0.660
			8	1:24.639	+0.899	7	1:23.737		6	1:29.234	
(840) Alan MAIRS			(11) Bailey DOBSON			8	1:23.787	+0.050	7	1:29.808	+0.574
1	1:27.791	+5.454	1	1:33.354	+9.415	(111) Stephen McADOO			8	1:29.903	+0.669
2	1:22.337		2	1:25.721	+1.782	1	1:47.800	+22.788	(72) Adam CAREY		
3	1:22.440	+0.103	3	1:25.120	+1.181	2	1:29.558	+4.546	1	1:39.483	+10.290
4	1:22.665	+0.328	4	1:24.660	+0.721	3	1:28.171	+3.159	2	1:31.584	+2.391
5	1:22.353	+0.016	5	1:24.100	+0.161	4	1:26.764	+1.752	3	1:30.166	+0.973
6	1:22.680	+0.343	6	1:24.314	+0.375	5	1:26.025	+1.013	4	1:31.005	+1.812
7	1:23.284	+0.947	7	1:23.939		6	1:25.577	+0.565	5	1:30.193	+1.000
8	1:23.680	+1.343	8	1:24.684	+0.745	7	1:25.472	+0.460	6	1:29.272	+0.079
(16) Jack BURROWS			(998) Ewan WADDELL			8	1:25.012		7	1:29.608	+0.415
1	1:43.243	+19.471	1	1:32.578	+9.159	(919) Brian HAMILTON			8	1:29.193	
2	1:24.321	+0.549	2	1:25.973	+2.554	1	1:49.003	+24.275	(172) Ben MULLANE		
3	1:24.217	+0.445	3	1:25.362	+1.943	2	1:28.909	+4.181	1	1:42.447	+13.346
4	1:23.826	+0.054	4	1:24.507	+1.088	3	1:29.050	+4.322	2	1:33.258	+4.157
5	1:23.772		5	1:24.494	+1.075	4	1:25.804	+1.076	3	1:32.978	+3.877
6	1:23.899	+0.127	6	1:23.923	+0.504	5	1:26.134	+1.406	4	1:31.391	+2.290
7	1:23.914	+0.142	7	1:23.419		6	1:25.725	+0.997	5	1:31.626	+2.525
8	1:24.799	+1.027	8	1:25.658	+2.239	7	1:25.032	+0.304	6	1:30.700	+1.599
(119) Kris DUNCAN			(73) Aidan CLEARY			8	1:24.728		7	1:30.195	+1.094
1	1:32.566	+8.900	1	1:34.947	+11.659	(86) Nigel MOORE			8	1:29.101	
2	1:25.537	+1.871	2	1:25.938	+2.650	1	1:49.636	+24.445	(920) Christian BOYLES		
3	1:25.336	+1.670	3	1:25.030	+1.742	2	1:28.883	+3.692	1	1:37.240	+7.874
4	1:24.515	+0.849	4	1:24.857	+1.569	3	1:29.698	+4.507	2	1:42.632	+13.266
5	1:24.404	+0.738	5	1:23.288		4	1:26.793	+1.602	3	1:31.469	+2.103
6	1:23.666		6	1:24.056	+0.768	5	1:27.581	+2.390	4	1:29.848	+0.482
7	1:23.892	+0.226	7	1:24.284	+0.996	6	1:25.717	+0.526	5	1:31.355	+1.989
8	1:23.917	+0.251	8	1:24.923	+1.635	7	1:25.191		6	1:30.585	+1.219
(47) Caomhan CANNY			(17) Cory BARRON			8	1:25.442	+0.251	7	1:30.154	+0.788
1	1:32.971	+9.612	1	1:36.186	+12.147	(949) Kyle MARTIN			8	1:29.366	
2	1:26.731	+3.372	2	1:25.362	+1.323	1	1:37.196	+11.132	(900) Ross MARTIN		
3	1:24.983	+1.624	3	1:25.018	+0.979	2	1:27.942	+1.878	1	1:42.685	+12.407
4	1:24.702	+1.343	4	1:24.617	+0.578	3	1:27.210	+1.146	2	1:33.954	+3.676
5	1:23.755	+0.396	5	1:24.274	+0.235	4	1:26.064		3	1:32.724	+2.446
6	1:23.359		6	1:24.314	+0.275	5	1:30.594	+4.530	4	1:31.798	+1.520
7	1:24.315	+0.956									

Promoted by Mid-Antrim 150 Club

Provisional result subject to technical inspections/time limit for protests

www.elaps-timing.com | Facebook: elaps-timing

Live Timing: <https://speedhive.mylaps.com/livetiming/elaps-timing>

Printed: 15/07/2023 16:05:07

Chief Timekeeper







# USBK R5 - Bishopscourt National

SS300/MOTO 3/MOTO 450/LWT S/SPORT/250GP/CGP Bishopscourt National 1.824 miles

R4: Nutt Travel/North Coast Pizza/Cleaning Doctor Race One

15/07/2023 13:30

Race (8 Laps) started at 15:49:23

5	1:31.941	+1.663	6	1:32.548	+2.087
6	1:31.267	+0.989	7	1:30.461	
7	1:30.939	+0.661			
8	1:30.278				
<hr/>					
(135) Paul McLOUGHLIN					
1	1:43.054	+12.225	1	1:47.705	+11.785
2	1:34.350	+3.521	2	1:37.566	+1.646
3	1:32.532	+1.703	3	1:36.688	+0.768
4	1:32.542	+1.713	4	1:36.938	+1.018
5	1:31.155	+0.326	5	1:36.308	+0.388
6	1:31.386	+0.557	6	1:35.920	
7	1:30.829		7	1:36.961	+1.041
8	1:31.132	+0.303			
<hr/>					
(169) Adam WATT					
1	1:43.169	+12.379	(995) Alanna MAHER		
2	1:35.015	+4.225	1	1:47.705	+11.785
3	1:32.684	+1.894	2	1:37.566	+1.646
4	1:32.111	+1.321	3	1:36.688	+0.768
5	1:31.058	+0.268	4	1:36.938	+1.018
6	1:31.437	+0.647	5	1:36.308	+0.388
7	1:30.790		6	1:35.920	
8	1:31.088	+0.298	7	1:36.961	+1.041
<hr/>					
(125) Robert O'NEILL					
1	1:55.969	+26.680	(69) Donal O'DONOVAN		
2	1:33.697	+4.408	1	1:55.372	+7.252
3	1:33.832	+4.543	2	1:48.120	
4	1:32.981	+3.692	3	2:14.296	+26.176
5	1:30.752	+1.463			
6	1:29.747	+0.458			
7	1:29.289				
<hr/>					
(6) Kyle PARKES					
1	1:55.574	+25.135	(51) Harry PHAYRES		
2	1:33.622	+3.183	1	1:56.589	+26.128
3	1:33.775	+3.336	2	1:34.045	+3.584
4	1:32.101	+1.662	3	1:33.521	+3.060
5	1:31.106	+0.667	4	1:33.264	+2.803
6	1:30.439		5	1:32.404	+1.943
7	1:31.058	+0.619			

Promoted by Mid-Antrim 150 Club

Orbits

Provisional result subject to technical inspections/time limit for protests

www.elaps-timing.com | Facebook: elaps-timing

Live Timing: <https://speedhive.mylaps.com/livetiming/elaps-timing>

Printed: 15/07/2023 16:05:07

Chief Timekeeper





# USBK R5 - Bishopscourt National

SS300/MOTO 3/MOTO 450/LWT S/SPORT/250GP/CGP Bishopscourt National 1.824 miles


R9: Nutt Travel/North Coast Pizza/Cleaning Doctor Race Two

16/07/2023 12:12

Race (8 Laps)

9	77 G. M. 37								
8		1:30.439 6 K. P. 33	1:30.461 51 H. P. 34	1:48.120 69 D. O. 35		182 R. CHEN 36			
7	1:23.772 16 J. B. 28		1:24.728 919 B. H. 29	1:25.012 111 S. M. 30		1:25.191 86 N. M. 31		1:29.289 125 R. O. 32	
6									
5	1:30.829 135 P. M. 19	24	1:35.920 995 A. M. 20	25	164 S. T. 21	26		27	
4		1:29.234 8 B. O. 15		1:29.366 920 C. B. 16		1:30.278 900 R. M. 17		1:30.790 169 A. WATT 18	
3	1:24.039 17 C. B. 10		1:26.064 949 K. M. 11		1:29.101 172 B. M. 12		154 A. M. 13		1:29.193 72 A. CAREY 14
2		1:23.666 119 K. D. 6		1:23.737 27 M. C. 7		1:23.740 71 R. S. 8		1:23.939 11 B. D. 9	
1	1:21.352 191 G. M. 1		1:22.337 840 A. M. 2		1:23.288 73 A. C. 3		1:23.359 47 C. CANNY 4		1:23.419 998 E. W. 5

POLE POSITION



Promoted by Mid-Antrim 150 Club

Provisional result subject to technical inspections/time limit for protests

[www.elaps-timing.com](http://www.elaps-timing.com) | Facebook: elaps-timing

Live Timing: <https://speedhive.mylaps.com/livetiming/elaps-timing>

Printed: 15/07/2023 16:14:04

Chief Timekeeper

Orbits





# USBK R5 - Bishopscourt National

Sorted on Laps

**SS300/MOTO 3/MOTO 450/LWT S/SPORT/250GP/CGP Bishopscourt National 1.824 miles**

**R9: Nutt Travel/North Coast Pizza/Cleaning Doctor Race Two Amended 16/07/2023 12:12**

**Race (8 Laps) started at 12:58:53**

Pos	Class	No.	Name	T	Machine	Sponsor	Laps	Total Tm	Diff	Gap	Avg. Speed	Best Tm	Best Speed	In Lap
<b>LWSS</b>														
1	LWSS	119	Kris DUNCAN		Kawasaki 400	McCartney Racing	8	10:14.040			85.550	1:14.818	87.765	2
2	LWSS	191	Graham McALEESE		Kawasaki 400		8	10:28.547	14.507	14.507	83.576	1:17.054	85.218	2
3	LWSS	73	Aidan CLEARY		Kawasaki 400		8	10:32.083	18.043	3.536	83.108	1:17.675	84.537	4
4	LWSS	920	Christian BOYLES		Kawasaki 400		8	11:35.285	1:21.245	1:03.202	75.553	1:24.250	77.939	6
5	LWSS	172	Ben MULLANE		Yamaha 400	Puzzles Racing	8	11:37.635	1:23.595	2.350	75.299	1:24.564	77.650	4
Not classified														
DNF	LWSS	47	Caomhan CANNY		Kawasaki 400		7	9:21.542	DNF		81.855	1:18.108	84.068	2
DNF	LWSS	840	Alan MAIRS		Kawasaki 400		1	1:22.220	DNF		79.864	1:22.220	79.864	1
DNF	LWSS	154	Andrew MURPHY		Honda 400		1	1:25.665	DNF		76.652	1:25.665	76.652	1
DNS	LWSS	135	Paul McLoughlin		Kawasaki 400			0.000	DNS		-	-	-	0
DNS	LWSS	164	Stephen TOBIN		Yamaha 400			0.000	DNS		-	-	-	0
<b>M3</b>														
1	M3	16	Jack BURROWS		Honda 250	Burrows by RK Racing	8	10:33.287			82.950	1:17.153	85.109	5
2	M3	111	Stephen McADOO		Honda 250	Ecohog	8	10:33.600	0.313	0.313	82.909	1:16.976	85.305	5
3	M3	919	Brian HAMILTON		Honda 250		8	10:48.919	15.632	15.319	80.952	1:19.223	82.885	4
4	M3	86	Nigel MOORE		Honda 250		8	11:11.746	38.459	22.827	78.201	1:21.298	80.770	6
5	M3	51	Harry PHAYRES		Honda 125		7	10:26.282	1 Lap	1 Lap	73.393	1:26.370	76.026	3
Not classified														
DNS	M3	125	Robert O'NEILL		Honda 125			0.000	DNS	7 Laps	-	-	-	0
DNS	M3	6	Kyle PARKES		Honda 125			0.000	DNS		-	-	-	0
DNS	M3	77	Graham McLAUGHLIN		Honda 125			0.000	DNS		-	-	-	0
<b>M450</b>														
1	M450	998	Ewan WADDELL		Husqvarna 450		8	10:47.923			81.076	1:19.446	82.652	4
<b>SS300</b>														
1	SS300	71	Ruben SHERMAN-BOYD		Kawasaki 400	Team Wood Academy	8	10:54.807			80.224	1:20.923	81.144	4
2	SS300	11	Bailey DOBSON		Yamaha 300	Tower Services/Track-Art	8	10:55.445	0.638	0.638	80.146	1:20.294	81.779	7
3	SS300	72	Adam CAREY		Yamaha 300		8	11:09.307	14.500	13.862	78.486	1:21.448	80.621	3
4	SS300	8	Brian O'MALLEY		Yamaha 300		8	11:37.714	42.907	28.407	75.290	1:24.695	77.530	3
5	SS300	949	Kyle MARTIN		Yamaha 300		7	10:14.095	1 Lap	1 Lap	74.850	1:24.507	77.702	7
6	SS300	900	Ross MARTIN		Yamaha 300		7	10:14.275	1 Lap	0.180	74.828	1:25.799	76.532	5
7	SS300	995	Alanna MAHER		Kawasaki 400		7	10:16.796	1 Lap	2.521	74.522	1:25.177	77.091	6
8	SS300	169	Adam WATT		Kawasaki 300	McKay Brothers	7	10:40.411	1 Lap	23.615	71.774	1:29.969	72.985	6
Not classified														
DNF	SS300	17	Cory BARRON		Kawasaki 400		6	8:14.543	DNF		79.666	1:20.506	81.564	5
DQ	SS300	27	Mark CAREY		Yamaha 300		8	10:55.840	DQ		80.098	1:20.645	81.424	7
DQ	SS300	182	Roger CHEN		Kawasaki 300		7	11:27.763	DQ		66.832	1:35.423	68.814	5
DQ	SS300	69	Donal O'DONOVAN		Yamaha 300		6	10:15.882	DQ		63.971	1:35.373	68.850	3

## Announcements

Weather: Bright / Track: Dry

LWSS 90% = 76.995 / M3 90% = 74.655 / SS300 90% = 72.202

Nos 27, 69 & 182 excluded after failing technical inspection

Margin of Victory	Avg. Speed	Best Lap Tm	Best Speed	Best Lap by
14.507	85.550	1:14.818	87.765	119 - Kris DUNCAN

Promoted by Mid-Antrim 150 Club

Orbits

Provisional result subject to technical inspections/time limit for protests

www.elaps-timing.com | Facebook: elaps-timing

Live Timing: <https://speedhive.mylaps.com/livetiming/elaps-timing>

Printed: 16/07/2023 14:46:54

Chief Timekeeper





# USBK R5 - Bishopscourt National

**SS300/MOTO 3/MOTO 450/LWT S/SPORT/250GP/CGP Bishopscourt National 1.824 miles**

**R9: Nutt Travel/North Coast Pizza/Cleaning Doctor Race Two Amended 16/07/2023 12:12**

**Race (8 Laps) started at 12:58:53**

	8	1:18.728	+1.752	7	1:23.867	+2.419	6	1:25.116	+0.609		
(119) Kris DUNCAN				8	1:24.444	+2.996	7	1:24.507			
1	1:21.196	+6.378	(998) Ewan WADDELL	1	1:25.992	+6.546	(86) Nigel MOORE	(900) Ross MARTIN			
2	1:14.818		1	1:19.607	+0.161	1	1:45.443	+24.145	1	1:34.581	+8.782
3	1:15.258	+0.440	2	1:19.577	+0.131	2	1:22.605	+1.307	2	1:27.989	+2.190
4	1:17.850	+3.032	3	1:19.446		3	1:22.132	+0.834	3	1:26.298	+0.499
5	1:15.267	+0.449	4	1:20.662	+1.216	4	1:23.323	+2.025	4	1:26.275	+0.476
6	1:16.148	+1.330	5	1:19.716	+0.270	5	1:22.527	+1.229	5	1:25.799	
7	1:15.921	+1.103	6	1:20.567	+1.121	6	1:21.298		6	1:26.459	+0.660
8	1:17.582	+2.764	7	1:22.356	+2.910	7	1:25.036	+3.738	7	1:26.874	+1.075
			8			8	1:25.207	+3.909			
(191) Graham McALEESE			(919) Brian HAMILTON	1	1:41.481	+22.258	(920) Christian BOYLES	(995) Alanna MAHER			
1	1:23.231	+6.177	1	1:20.124	+0.901	1	1:33.892	+9.642	1	1:36.165	+10.988
2	1:17.054		2	1:20.559	+1.336	2	1:27.553	+3.303	2	1:28.640	+3.463
3	1:17.490	+0.436	3	1:19.223		3	1:26.558	+2.308	3	1:26.910	+1.733
4	1:17.355	+0.301	4	1:19.484	+0.261	4	1:25.171	+0.921	4	1:27.057	+1.880
5	1:17.954	+0.900	5	1:20.930	+1.707	5	1:25.643	+1.393	5	1:26.734	+1.557
6	1:18.003	+0.949	6	1:20.490	+1.267	6	1:24.250		6	1:25.177	
7	1:18.061	+1.007	7	1:22.453	+3.230	7	1:26.172	+1.922	7	1:26.113	+0.936
8	1:19.399	+2.345				8	1:26.046	+1.796			
(73) Aidan CLEARY			(71) Ruben SHERMAN-BOYD	1	1:26.624	+5.701	(172) Ben MULLANE	(51) Harry PHAYRES			
1	1:23.846	+6.171	1	1:21.315	+0.392	1	1:34.633	+10.069	1	1:55.015	+28.645
2	1:17.744	+0.069	2	1:21.023	+0.100	2	1:25.887	+1.323	2	1:28.555	+2.185
3	1:18.953	+1.278	3	1:20.923		3	1:24.885	+0.321	3	1:26.370	
4	1:17.675		4	1:21.781	+0.858	4	1:24.564		4	1:27.462	+1.092
5	1:18.794	+1.119	5	1:21.117	+0.194	5	1:25.659	+1.095	5	1:27.075	+0.705
6	1:17.819	+0.144	6	1:21.029	+0.106	6	1:26.478	+1.914	6	1:26.430	+0.060
7	1:18.128	+0.453	7	1:20.995	+0.072	7	1:28.523	+3.959	7	1:31.200	+4.830
8	1:19.124	+1.449				8	1:27.006	+2.442			
(16) Jack BURROWS			(11) Bailey DOBSON	1	1:28.884	+8.590	(8) Brian O'MALLEY	(169) Adam WATT			
1	1:40.363	+23.210	1	1:21.352	+1.058	1	1:32.880	+8.185	1	1:37.625	+7.656
2	1:20.206	+3.053	2	1:20.473	+0.179	2	1:26.495	+1.800	2	1:30.995	+1.026
3	1:17.568	+0.415	3	1:20.331	+0.037	3	1:24.695		3	1:30.281	+0.312
4	1:17.879	+0.726	4	1:21.154	+0.860	4	1:26.722	+2.027	4	1:30.619	+0.650
5	1:17.153		5	1:21.738	+1.444	5	1:27.816	+3.121	5	1:30.068	+0.099
6	1:19.993	+2.840	6	1:20.294		6	1:25.370	+0.675	6	1:29.969	
7	1:17.699	+0.546	7	1:21.219	+0.925	7	1:26.378	+1.683	7	1:30.854	+0.885
8	1:18.251	+1.098				8	1:27.358	+2.663			
(111) Stephen McADOO			(72) Adam CAREY	1	1:31.295	+9.847	(949) Kyle MARTIN	(17) Cory BARRON			
1	1:40.647	+23.671	1	1:21.961	+0.513	1	1:32.271	+7.764	1	1:29.392	+8.886
2	1:20.201	+3.225	2	1:21.448		2	1:34.756	+10.249	2	1:21.266	+0.760
3	1:17.627	+0.651	3	1:21.498	+0.050	3	1:26.477	+1.970	3	1:20.546	+0.040
4	1:17.945	+0.969	4	1:21.682	+0.234	4	1:25.555	+1.048	4	1:20.846	+0.140
5	1:16.976		5	1:23.112	+1.664	5	1:25.413	+0.906	5	1:20.506	
6	1:19.365	+2.389							6	1:22.187	+1.681
7	1:17.936	+0.960							(47) Caomhan CANNY		
									1	1:22.884	+4.776

Promoted by Mid-Antrim 150 Club

Orbits

Provisional result subject to technical inspections/time limit for protests

www.elaps-timing.com | Facebook: elaps-timing

Live Timing: <https://speedhive.mylaps.com/livetiming/elaps-timing>

Printed: 16/07/2023 14:47:52

Chief Timekeeper





## USBK R5 - Bishopscourt National

SS300/MOTO 3/MOTO 450/LWT S/SPORT/250GP/CGP Bishopscourt National 1.824 miles

R9: Nutt Travel/North Coast Pizza/Cleaning Doctor Race Two Amended 16/07/2023 12:12

Race (8 Laps) started at 12:58:53

2	<b>1:18.108</b>	
3	1:18.381	+0.273
4	1:20.754	+2.646
5	1:19.812	+1.704
6	1:20.176	+2.068
7	1:21.427	+3.319

(840) Alan MAIRS

1	<b>1:22.220</b>	
---	-----------------	--

(154) Andrew MURPHY

1	<b>1:25.665</b>	
---	-----------------	--

(27) Mark CAREY

1	1:27.110	+6.465
2	1:21.117	+0.472
3	1:21.169	+0.524
4	1:20.846	+0.201
5	1:21.651	+1.006
6	1:21.467	+0.822
7	<b>1:20.645</b>	
8	1:21.835	+1.190

(182) Roger CHEN

1	2:01.615	+26.192
2	1:37.377	+1.954
3	1:36.443	+1.020
4	1:37.414	+1.991
5	<b>1:35.423</b>	
6	1:37.987	+2.564
7	1:37.329	+1.906

(69) Donal O'DONOVAN

1	2:00.424	+25.051
2	1:37.540	+2.167
3	<b>1:35.373</b>	
4	1:35.381	+0.008
5	1:36.889	+1.516
6	2:06.100	+30.727

Promoted by Mid-Antrim 150 Club

Provisional result subject to technical inspections/time limit for protests

[www.elaps-timing.com](http://www.elaps-timing.com) | Facebook: elaps-timing

Live Timing: <https://speedhive.mylaps.com/livetiming/elaps-timing>

Printed: 16/07/2023 14:47:52

Orbits

Chief Timekeeper





# USBK R5 - Bishopscourt National

Sorted on Laps

**SS300/MOTO 3/MOTO 450/LWT S/SPORT/250GP/CGP Bishopscourt National 1.824 miles**

**R19: Nutt Travel/North Coast Pizza/Cleaning Doctor Race Three 16/07/2023 16:30**

**Race (5 Laps) started at 17:23:36**

Pos	Class	No.	Name	T	Machine	Sponsor	Laps	Total Tm	Diff	Gap	Avg. Speed	Best Tm	Best Speed	In Lap
<b>LWSS</b>														
1	LWSS	840	Alan MAIRS		Kawasaki 400		5	6:49.423			80.191	1:20.309	81.764	2
2	LWSS	191	Graham McALEESE		Kawasaki 400		5	6:49.844	0.421	0.421	80.109	1:19.740	82.348	5
3	LWSS	119	Kris DUNCAN		Kawasaki 400	McCartney Racing	5	7:04.087	14.664	14.243	77.418	1:22.732	79.370	5
4	LWSS	73	Aidan CLEARY		Kawasaki 400		5	7:06.259	16.836	2.172	77.024	1:22.447	79.644	3
5	LWSS	920	Christian BOYLES		Kawasaki 400		5	7:51.095	1:01.672	44.836	69.693	1:29.690	73.212	5
Not classified														
DNS	LWSS	47	Caomhan CANNY		Kawasaki 400			0.000	DNS	5 Laps	-	-	-	0
DNS	LWSS	172	Ben MULLANE		Yamaha 400	Puzzles Racing		0.000	DNS		-	-	-	0
DNS	LWSS	154	Andrew MURPHY		Honda 400			0.000	DNS		-	-	-	0
DNS	LWSS	135	Paul McLoughlin		Kawasaki 400			0.000	DNS		-	-	-	0
DNS	LWSS	164	Stephen TOBIN		Yamaha 400			0.000	DNS		-	-	-	0
<b>M3</b>														
1	M3	16	Jack BURROWS		Honda 250	Burrows by RK Racing	5	6:56.407			78.846	1:21.262	80.805	5
2	M3	111	Stephen McADOO		Honda 250	Ecohog	5	6:56.660	0.253	0.253	78.798	1:21.317	80.751	5
3	M3	919	Brian HAMILTON		Honda 250		5	7:09.557	13.150	12.897	76.432	1:23.141	78.979	3
Not classified														
DNS	M3	86	Nigel MOORE		Honda 250			0.000	DNS	5 Laps	-	-	-	0
DNS	M3	125	Robert O'NEILL		Honda 125			0.000	DNS		-	-	-	0
DNS	M3	6	Kyle PARKES		Honda 125			0.000	DNS		-	-	-	0
DNS	M3	51	Harry PHAYRES		Honda 125			0.000	DNS		-	-	-	0
DNS	M3	77	Graham McLAUGHLIN		Honda 125			0.000	DNS		-	-	-	0
<b>M450</b>														
1	M450	998	Ewan WADDELL		Husqvarna 450		5	7:07.366			76.824	1:23.227	78.897	4
<b>SS300</b>														
1	SS300	71	Ruben SHERMAN-BOYD		Kawasaki 400	Team Wood Academy	5	7:10.077			76.340	1:23.893	78.271	5
2	SS300	17	Cory BARRON		Kawasaki 400		5	7:12.031	1.954	1.954	75.995	1:24.864	77.376	3
3	SS300	8	Brian O'MALLEY		Yamaha 300		5	7:25.171	15.094	13.140	73.751	1:26.750	75.693	2
4	SS300	949	Kyle MARTIN		Yamaha 300		5	7:32.091	22.014	6.920	72.623	1:27.356	75.168	5
5	SS300	995	Alanna MAHER		Kawasaki 400		5	7:32.515	22.438	0.424	72.555	1:27.297	75.219	5
6	SS300	900	Ross MARTIN		Yamaha 300		5	7:34.583	24.506	2.068	72.224	1:28.091	74.541	4
7	SS300	169	Adam WATT		Kawasaki 300	McKay Brothers	5	7:42.097	32.020	7.514	71.050	1:29.618	73.271	3
Not classified														
DNF	SS300	11	Bailey DOBSON		Yamaha 300	Tower Services/Track-Art	3	4:22.269	DNF		75.111	1:23.405	78.729	3
DNS	SS300	72	Adam CAREY		Yamaha 300			0.000	DNS		-	-	-	0
DNS	SS300	69	Donal O'DONOVAN		Yamaha 300			0.000	DNS		-	-	-	0
DQ	SS300	27	Mark CAREY		Yamaha 300		5	7:07.705	DQ		76.763	1:23.048	79.068	4
DQ	SS300	182	Roger CHEN		Kawasaki 300		4	7:08.546	DQ		61.290	1:43.605	63.379	2

### Announcements

Weather: Cloudy / Track: Damp  
 LWSS 90% = 72.172 / M3 90% = 70.961 / SS300 90% = 68.706  
 Nos 27 & 182 excluded for failing technical arrangement

Margin of Victory	Avg. Speed	Best Lap Tm	Best Speed	Best Lap by
0.421	80.191	1:19.740	82.348	191 - Graham McALEESE

Promoted by Mid-Antrim 150 Club

Provisional result subject to technical inspections/time limit for protests

www.elaps-timing.com | Facebook: elaps-timing

Live Timing: https://speedhive.mylaps.com/livetiming/elaps-timing

Printed: 16/07/2023 17:36:42

Chief Timekeeper





# USBK R5 - Bishopscourt National

**SS300/MOTO 3/MOTO 450/LWT S/SPORT/250GP/CGP Bishopscourt National 1.824 miles**

**R19: Nutt Travel/North Coast Pizza/Cleaning Doctor Race Three 16/07/2023 16:30**

**Race (5 Laps) started at 17:23:36**

(840) Alan MAIRS

1	<b>1:26.286</b>	+5.977
2	<b>1:20.309</b>	
3	<b>1:21.052</b>	+0.743
4	<b>1:21.071</b>	+0.762
5	<b>1:20.705</b>	+0.396

(919) Brian HAMILTON

1	<b>1:41.314</b>	+18.173
2	<b>1:26.124</b>	+2.983
3	<b>1:23.141</b>	
4	<b>1:24.960</b>	+1.819
5	<b>1:25.489</b>	+2.348

(169) Adam WATT

1	<b>1:39.383</b>	+9.765
2	<b>1:30.913</b>	+1.295
3	<b>1:29.618</b>	
4	<b>1:30.873</b>	+1.255
5	<b>1:31.310</b>	+1.692

(191) Graham McALEESE

1	<b>1:26.713</b>	+6.973
2	<b>1:21.480</b>	+1.740
3	<b>1:21.551</b>	+1.811
4	<b>1:20.360</b>	+0.620
5	<b>1:19.740</b>	

(71) Ruben SHERMAN-BOYD

1	<b>1:32.910</b>	+9.017
2	<b>1:24.840</b>	+0.947
3	<b>1:24.504</b>	+0.611
4	<b>1:23.930</b>	+0.037
5	<b>1:23.893</b>	

(920) Christian BOYLES

1	<b>1:38.507</b>	+8.817
2	<b>1:40.507</b>	+10.817
3	<b>1:31.482</b>	+1.792
4	<b>1:30.909</b>	+1.219
5	<b>1:29.690</b>	

(16) Jack BURROWS

1	<b>1:40.078</b>	+18.816
2	<b>1:23.438</b>	+2.176
3	<b>1:21.705</b>	+0.443
4	<b>1:21.395</b>	+0.133
5	<b>1:21.262</b>	

(17) Cory BARRON

1	<b>1:32.166</b>	+7.302
2	<b>1:25.120</b>	+0.256
3	<b>1:24.864</b>	
4	<b>1:24.917</b>	+0.053
5	<b>1:24.964</b>	+0.100

(11) Bailey DOBSON

1	<b>1:34.080</b>	+10.675
2	<b>1:24.784</b>	+1.379
3	<b>1:23.405</b>	

(111) Stephen McADOO

1	<b>1:40.411</b>	+19.094
2	<b>1:22.914</b>	+1.597
3	<b>1:21.599</b>	+0.282
4	<b>1:21.890</b>	+0.573
5	<b>1:21.317</b>	

(8) Brian O'MALLEY

1	<b>1:34.718</b>	+7.968
2	<b>1:26.750</b>	
3	<b>1:27.052</b>	+0.302
4	<b>1:28.107</b>	+1.357
5	<b>1:28.544</b>	+1.794

(27) Mark CAREY

1	<b>1:31.608</b>	+8.560
2	<b>1:25.206</b>	+2.158
3	<b>1:23.260</b>	+0.212
4	<b>1:23.048</b>	
5	<b>1:24.583</b>	+1.535

(119) Kris DUNCAN

1	<b>1:30.982</b>	+8.250
2	<b>1:23.654</b>	+0.922
3	<b>1:23.325</b>	+0.593
4	<b>1:23.394</b>	+0.662
5	<b>1:22.732</b>	

(949) Kyle MARTIN

1	<b>1:36.262</b>	+8.906
2	<b>1:31.349</b>	+3.993
3	<b>1:28.696</b>	+1.340
4	<b>1:28.428</b>	+1.072
5	<b>1:27.356</b>	

(182) Roger CHEN

1	<b>2:02.462</b>	+18.857
2	<b>1:43.605</b>	
3	<b>1:45.355</b>	+1.750
4	<b>1:48.595</b>	+4.990

(73) Aidan CLEARY

1	<b>1:32.166</b>	+9.719
2	<b>1:23.953</b>	+1.506
3	<b>1:22.447</b>	
4	<b>1:23.061</b>	+0.614
5	<b>1:24.632</b>	+2.185

(995) Alanna MAHER

1	<b>1:38.844</b>	+11.547
2	<b>1:30.590</b>	+3.293
3	<b>1:28.353</b>	+1.056
4	<b>1:27.431</b>	+0.134
5	<b>1:27.297</b>	

(998) Ewan WADDELL

1	<b>1:31.691</b>	+8.464
2	<b>1:23.928</b>	+0.701
3	<b>1:23.784</b>	+0.557
4	<b>1:23.227</b>	
5	<b>1:24.736</b>	+1.509

(900) Ross MARTIN

1	<b>1:38.586</b>	+10.495
2	<b>1:30.315</b>	+2.224
3	<b>1:29.243</b>	+1.152
4	<b>1:28.091</b>	
5	<b>1:28.348</b>	+0.257

Promoted by Mid-Antrim 150 Club

Provisional result subject to technical inspections/time limit for protests

www.elaps-timing.com | Facebook: elaps-timing

Live Timing: <https://speedhive.mylaps.com/livetiming/elaps-timing>

Printed: 16/07/2023 17:38:13

Chief Timekeeper

Orbits



**USBK - MOTO 3 (125GP)**

2023

Pos	No.	Name	Total	Diff	Gap	#1		#2		#3		#4		#5		
						R1	R2	R1	R2	R1	R2	R1	R2	R1	R2	R3
1	16	Jack BURROWS	240	0	0	25	25	25	x	25	25	20	20	25	25	25
2	919	Brian HAMILTON	140	100	100	x	x	20	25	16	20	x	11	16	16	16
3	111	Stephen McADOO	138	102	2	16	16	x	x	20	x	13	13	20	20	20
4	86	Nigel MOORE	112	128	26	x	x	16	20	13	16	11	10	13	13	x
5	65	Alexander ROWAN	90	150	22	20	20	x	x	x	x	25	25	x	x	x
6	99	Peter WILLIS	32	208	58	x	x	x	x	x	x	16	16	x	x	x
7	24	Sean LEONARD	31	209	1	x	x	13	x	x	x	9	9	x	x	x
8	125	Robert ONEILL	21	219	10	x	x	x	x	x	x	10	x	11	x	x
9	51	Harry PHAYRES	20	220	1	x	x	x	x	x	x	x	x	9	11	x
10	6	Kyle PARKES	10	230	10	x	x	x	x	x	x	x	x	10	x	x

**Event Legend**

#1	25/03/2023	USBK R1 - Bishops court National	#4	03/06/2023	USBK R4 - Kirkistown
#2	08/04/2023	USBK R2 - Bishops court National	#5	15/07/2023	USBK R5 - Bishops court National
#3	10/04/2023	USBK R3 - Kirkistown			

Championship Standings of USBK - SUPERSPORT 300

Printed.: 18/07/2023 20:35:06

**USBK - SUPERSPORT 300**

2023

Pos	No.	Name	Total	Diff	Gap	#1		#2		#3		#4		
						R1	R2	R1	R2	R1	R2	R1	R2	R3
1	71	Ruben SHERMAN-BOYD	215	0	0	20	25	20	25	25	25	25	25	25
2	11	Bailey DOBSON	154	61	61	25	20	13	16	20	20	20	20	x
3	17	Cory BARRON	114	101	40	16	x	16	20	13	13	16	x	20
4	949	Kyle MARTIN	106	109	8	x	13	25	13	10	10	11	11	13
5	8	Brian OMALLEY	95	120	11	13	11	10	x	11	11	10	13	16
6	27	Mark CAREY	94	121	1	11	16	11	11	16	16	13	x	x
7	900	Ross MARTIN	78	137	16	9	7	8	8	9	9	8	10	10
8	72	Adam CAREY	72	143	6	10	10	9	10	x	8	9	16	x
9	169	Adam WATT	67	148	5	8	6	7	9	7	6	7	8	9
10	995	Alanna MAHER	49	166	18	x	8	x	x	8	7	6	9	11
11	46	Mark JOHNSON	9	206	40	x	9	x	x	x	x	x	x	x

**Event Legend**

#1	08/04/2023	USBK R2 - Bishops court National	#3	03/06/2023	USBK R4 - Kirkistown
#2	10/04/2023	USBK R3 - Kirkistown	#4	15/07/2023	USBK R5 - Bishops court National



**USBK - LIGHTWEIGHT SUPERSPORT**

2023

Pos	No.	Name	Total	Diff	Gap	#1		#2		#3		#4		#5		
						R1	R2	R1	R2	R1	R2	R1	R2	R1	R2	R3
1	62	Aidan CLEARY	159	0	0	20	20	16	13	x	x	25	25	11	16	13
2	49	Caomhan CANNY	135	24	24	25	25	20	20	x	x	16	16	13	x	x
3	840	Alan MAIRS	99	60	36	x	x	13	16	x	25	x	x	20	x	25
4	191	Graham McALEESE	90	69	9	x	x	x	25	x	x	x	x	25	20	20
5	119	Kris DUNCAN	57	102	33	x	x	x	x	x	x	x	x	16	25	16
6	164	Stephen TOBIN	40	119	17	x	x	x	x	x	x	20	20	x	x	x
7	920	Christian BOYLES	33	126	7	x	x	x	x	x	x	x	x	9	13	11
8	135	Paul McLOUGHLIN	30	129	3	x	x	11	11	x	x	x	x	8	x	x
9	154	Andrew MURPHY	26	133	4	x	x	x	x	x	x	13	13	x	x	x
10	81	Damien HORGAN	25	134	1	x	x	25	x	x	x	x	x	x	x	x
11	61	Jonathan WATT	22	137	3	x	x	x	x	x	x	11	11	x	x	x
12	94	Shane DORAN	21	138	1	16	x	x	x	x	x	5	x	x	x	x
13	172	Ben MULLANE	21	138	0	x	x	x	x	x	x	x	x	10	11	x
14	117	Brendan RYAN	20	139	1	x	x	x	x	x	x	10	10	x	x	x
15	26	Mark SHIELDS	18	141	2	x	x	x	x	x	x	9	9	x	x	x
16	34	Peter DOHERTY	15	144	3	x	x	x	x	x	x	7	8	x	x	x
17	47	Alan DUFFY	15	144	0	x	x	x	x	x	x	8	7	x	x	x
18	54	Matthew McCAY	12	147	3	x	x	x	x	x	x	6	6	x	x	x

**Event Legend**

#1	25/03/2023	USBK R1 - Bishops court National	#4	03/06/2023	USBK R4 - Kirkistown
#2	08/04/2023	USBK R2 - Bishops court National	#5	15/07/2023	USBK R5 - Bishops court National
#3	10/04/2023	USBK R3 - Kirkistown			