



Friday 9th & Saturday 10th September 2022

promoted by Mid-Antrim 150 Club

www.midantrim150.co.uk

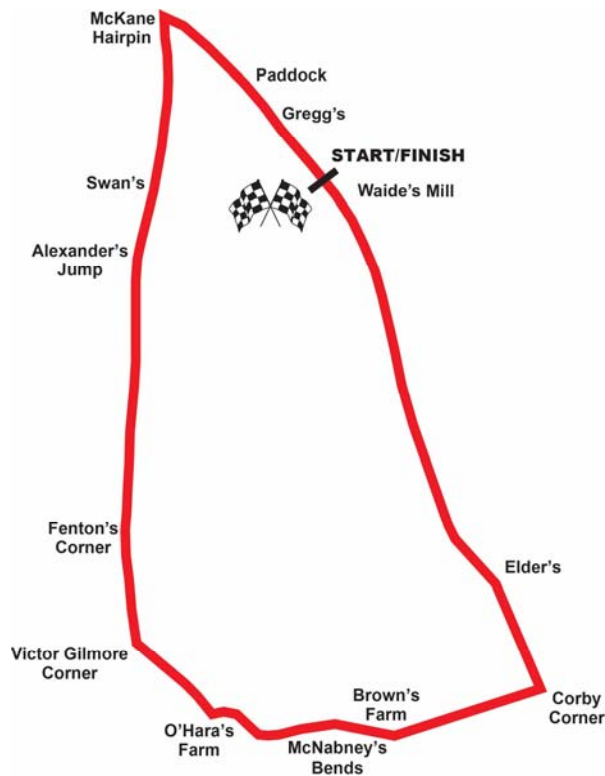
<https://en-gb.facebook.com/midantrim150/>



SENIOR SUPPORT



Clough Circuit 3.533 miles



Lap Records

Class	Rider	Machine	m	s	mph	Year
125cc	Owen McNally	Honda	2	06.37	100.647	1997
Moto 3	Barry Davidson	Honda 250	2	18.049	92.133	2012*
Supersport 300	to be established					
250cc	Joey Dunlop	Honda	2	00.67	105.402	1994
Lightweight Supersport	Seamus Elliott	Yamaha 400	2	11.365	96.820	2013*
Supertwin	Jamie Hamilton	Kawasaki	2	03.795	102.741	2013*
Supermono	to be established					
Supersport	Seamus Elliott	Yamaha	1	57.616	108.138	2013*
Superbike	Derek Sheils	Kawasaki	1	54.565	111.018	2013*
Senior Support	Mark Hanna	Triumph 675	2	06.558	100.498	2013*
Junior Support	Connor Behan	Kawasaki 650	2	06.252	100.741	2013*
Classic 1000cc	Alex Donaldson	BSA 750	2	13.66	95.158	1996
Classic 500cc	Bob Jackson	Norton	2	15.81	93.651	1997
Classic 350cc	Bob Jackson	Drixton Honda	2	19.14	91.410	1996
Classic 250cc	Colin Dawson	Suzuki	2	31.89	83.737	1998

* Lap records set with the Clough Loop in place. For comparison purposes between different circuit layouts and lengths all speeds have been recalculated to the current circuit distance.

MOST WINS at MID-ANTRIM 150

Ryan Farquhar	29	2003 - 16	(250-4, 450-2, Supertwin4, Supersport-6, Superbike-12)
Ray McCullough	15	1965 - 79	(250-12, 350-2, 500-1)
Joey Dunlop	15	1975 - 95	(125-4, 250-3, 350-2, 500-1, Supersport-1, Superbike-4)
Brian Reid	14	1980 - 93	(125-1, 250-5, 350-6, 500-1, Superbike-1)
Robert Dunlop	14	1982 - 07	(125-11, 350-2, Superbike-1)
Adrian Archibald	10	1999 - 02	(Supersport-3, Superbike-7)
Phillip McCallen	8	1988 - 92	(125-1, 250-2, Supersport-2, Superbike-3)

MOST WINS AT ALL IRISH ROAD RACE MEETINGS (after Armoy Road Race 2022)

Ryan Farquhar	211	1995-16
Joey Dunlop	156	1971-00
Robert Dunlop	135	1980-08
William Dunlop	119	2005-17
Michael Dunlop	112	2006-22
Ray McCullough	109	1960-82
Phillip McCallen	109	1987-99
Barry Davidson	99	1998-22
Brian Reid	78	1980-94
Darran Lindsay	74	1999-06

MAINE SURFACE FINISHING MID-ANTRIM 150

SENIOR SUPPORT

Q2: Qualifying


Friday, 09 September 2022



Pos	Class	No	Name	Machine / Sponsor	----- Best Lap -----			Laps	
					Time	Behind	Speed		
Qualifying Classification									
1	SSEN	12	Keelim RYAN	Kawasaki 600 - Pikeman Brewing	2:01.775		104.445	3	4
2	SSEN	231	Marcus SIMPSON	Yamaha 600	2:03.117	1.342	103.307	4	4
3	SSEN	97	Anthony O'CARROLL	Kawasaki 600 - O'Carroll Racing	2:04.498	2.723	102.161	4	4
4	SSEN	25	Dean LACEY	Kawasaki 600	2:07.938	6.163	99.414	4	4
5	SSEN	121	Michael GILLAN	Suzuki 750 - Dey's Motorsports	2:09.359	7.584	98.322	3	4
6	SSEN	69	Darragh TRAPPE	Triumph 675 - Hyland Racing	2:10.617	8.842	97.375	4	4
7	SSEN	23	Stuart McCANN	Triumph 675	2:11.500	9.725	96.721	4	4
8	SSEN	111	Noel SMITH	Yamaha 600 - McGee Racing	2:13.472	11.697	95.292	4	4
9	SSEN	91	Graham McALEESE	Honda 600 - N&S McIlwaine	2:13.700	11.925	95.129	3	4
10	SSEN	118	Tommy HEAPHY	Kawasaki 600	2:14.798	13.023	94.355	3	4
11	SSEN	145	Lee OSPREY	Yamaha 600 - Monkey Racing	2:14.865	13.090	94.308	3	4
12	SSEN	87	James WALSH	Triumph 675 - JBW Racing	2:16.610	14.835	93.103	4	4
13	SSEN	60	George SCOTT	Honda 600	2:19.944	18.169	90.885	2	4
14	SSEN	126	Michael CARR	Yamaha 600	2:21.056	19.281	90.168	4	4
15	SSEN	777	Shaun WYNNE	Yamaha 600 - SMW Racing	2:23.106	21.331	88.877	4	4
16	SSEN	11	John CAHILL	Suzuki 750	2:23.200	21.425	88.818	4	4
17	SSEN	31	Yannick URBAN	Suzuki 600	2:33.113	31.338	83.068	3	3

Provisional result to be confirmed by the Stewards of the Meeting subject to completion of technical inspections & the time limit for protests

Page 1 / 1

Circuit	Clough	Signed		Organising Club	Mid-Antrim 150 Club
Length(miles)	3.5330		Chief Timekeeper	Qualifying Started	16:25
Weather	Sunny	Issued At:	16:52		
Track	Dry				

SENIOR SUPPORT

Q2: Qualifying

Friday, 09 September 2022

DETAILED RESULT



Qualifying Classification

Position

1	12 Keelim RYAN			
SSEN		Behind		
Best Time	2:01.775	Best Speed	104.445	On 3 Gp
Lap	Elapsed Time	Lap Time	Lap Speed	
1	2:28.425	2:28.425	85.692	
2	4:32.583	2:04.158	102.440	
3	6:34.358	2:01.775	104.445	
4	8:36.422	2:02.064	104.198	

2	231 Marcus SIMPSON			
SSEN		Behind	1.342	
Best Time	2:03.117	Best Speed	103.307	On 4 Gp
Lap	Elapsed Time	Lap Time	Lap Speed	
1	2:34.304	2:34.304	82.427	
2	4:40.410	2:06.106	100.858	
3	6:43.575	2:03.165	103.266	
4	8:46.692	2:03.117	103.307	

3	97 Anthony O'CARROLL			
SSEN		Behind	2.723	
Best Time	2:04.498	Best Speed	102.161	On 4 Gp
Lap	Elapsed Time	Lap Time	Lap Speed	
1	3:00.122	3:00.122	70.612	
2	5:05.535	2:05.413	101.415	
3	7:11.700	2:06.165	100.811	
4	9:16.198	2:04.498	102.161	

4	25 Dean LACEY			
SSEN		Behind	6.163	
Best Time	2:07.938	Best Speed	99.414	On 4 Gp
Lap	Elapsed Time	Lap Time	Lap Speed	
1	2:58.721	2:58.721	71.166	
2	5:09.021	2:10.300	97.612	
3	7:19.857	2:10.836	97.212	
4	9:27.795	2:07.938	99.414	

5	121 Michael GILLAN			
SSEN		Behind	7.584	
Best Time	2:09.359	Best Speed	98.322	On 3 Gp
Lap	Elapsed Time	Lap Time	Lap Speed	
1	3:06.379	3:06.379	68.242	
2	5:20.697	2:14.318	94.692	
3	7:30.056	2:09.359	98.322	
4	9:45.659	2:15.603	93.794	

Qualifying Classification

Position

6	69 Darragh TRAPPE			
SSEN		Behind	8.842	
Best Time	2:10.617	Best Speed	97.375	On 4 Gp
Lap	Elapsed Time	Lap Time	Lap Speed	
1	2:41.881	2:41.881	78.569	
2	4:54.019	2:12.138	96.254	
3	7:12.791	2:18.772	91.652	
4	9:23.408	2:10.617	97.375	

7	23 Stuart McCANN			
SSEN		Behind	9.725	
Best Time	2:11.500	Best Speed	96.721	On 4 Gp
Lap	Elapsed Time	Lap Time	Lap Speed	
1	2:38.384	2:38.384	80.304	
2	4:50.117	2:11.733	96.550	
3	7:03.577	2:13.460	95.300	
4	9:15.077	2:11.500	96.721	

8	111 Noel SMITH			
SSEN		Behind	11.697	
Best Time	2:13.472	Best Speed	95.292	On 4 Gp
Lap	Elapsed Time	Lap Time	Lap Speed	
1	3:08.836	3:08.836	67.354	
2	5:23.997	2:15.161	94.101	
3	7:43.288	2:19.291	91.311	
4	9:56.760	2:13.472	95.292	

9	91 Graham McALEESE			
SSEN		Behind	11.925	
Best Time	2:13.700	Best Speed	95.129	On 3 Gp
Lap	Elapsed Time	Lap Time	Lap Speed	
1	3:09.561	3:09.561	67.096	
2	5:30.697	2:21.136	90.117	
3	7:44.397	2:13.700	95.129	
4	10:01.751	2:17.354	92.599	

10	118 Tommy HEAPHY			
SSEN		Behind	13.023	
Best Time	2:14.798	Best Speed	94.355	On 3 Gp
Lap	Elapsed Time	Lap Time	Lap Speed	
1	2:53.469	2:53.469	73.320	
2	5:08.741	2:15.272	94.024	
3	7:23.539	2:14.798	94.355	
4	9:39.819	2:16.280	93.328	



Qualifying Classification

Position

11	145 Lee OSPREY			
SSEN		Behind	13.090	
Best Time	2:14.865	Best Speed	94.308	On 3 Gp
<i>Lap</i>	<i>Elapsed Time</i>	<i>Lap Time</i>	<i>Lap Speed</i>	
1	3:13.715	3:13.715	65.657	
2	5:32.747	2:19.032	91.481	
3	7:47.612	2:14.865	94.308	
4	10:04.892	2:17.280	92.649	

12	87 James WALSH			
SSEN		Behind	14.835	
Best Time	2:16.610	Best Speed	93.103	On 4 Gp
<i>Lap</i>	<i>Elapsed Time</i>	<i>Lap Time</i>	<i>Lap Speed</i>	
1	3:15.128	3:15.128	65.182	
2	5:32.925	2:17.797	92.301	
3	7:49.742	2:16.817	92.962	
4	10:06.352	2:16.610	93.103	

13	60 George SCOTT			
SSEN		Behind	18.169	
Best Time	2:19.944	Best Speed	90.885	On 2 Gp
<i>Lap</i>	<i>Elapsed Time</i>	<i>Lap Time</i>	<i>Lap Speed</i>	
1	3:03.180	3:03.180	69.433	
2	5:23.124	2:19.944	90.885	
3	7:43.256	2:20.132	90.763	
4	10:04.647	2:21.391	89.955	

14	126 Michael CARR			
SSEN		Behind	19.281	
Best Time	2:21.056	Best Speed	90.168	On 4 Gp
<i>Lap</i>	<i>Elapsed Time</i>	<i>Lap Time</i>	<i>Lap Speed</i>	
1	3:01.250	3:01.250	70.173	
2	5:22.662	2:21.412	89.941	
3	7:44.219	2:21.557	89.849	
4	10:05.275	2:21.056	90.168	

15	777 Shaun WYNNE			
SSEN		Behind	21.331	
Best Time	2:23.106	Best Speed	88.877	On 4 Gp
<i>Lap</i>	<i>Elapsed Time</i>	<i>Lap Time</i>	<i>Lap Speed</i>	
1	3:08.586	3:08.586	67.443	
2	5:33.173	2:24.587	87.966	
3	7:56.417	2:23.244	88.791	
4	10:19.523	2:23.106	88.877	

Qualifying Classification

Position

16	11 John CAHILL			
SSEN		Behind	21.425	
Best Time	2:23.200	Best Speed	88.818	On 4 Gp
<i>Lap</i>	<i>Elapsed Time</i>	<i>Lap Time</i>	<i>Lap Speed</i>	
1	3:08.396	3:08.396	67.511	
2	5:32.571	2:24.175	88.218	
3	7:56.124	2:23.553	88.600	
4	10:19.324	2:23.200	88.818	

17	31 Yannick URBAN			
SSEN		Behind	31.338	
Best Time	2:33.113	Best Speed	83.068	On 3 Gp
<i>Lap</i>	<i>Elapsed Time</i>	<i>Lap Time</i>	<i>Lap Speed</i>	
1	4:43.168	4:43.168	44.916	
2	7:18.763	2:35.595	81.743	
3	9:51.876	2:33.113	83.068	



MAINE SURFACE FINISHING MID-ANTRIM 150

SENIOR SUPPORT

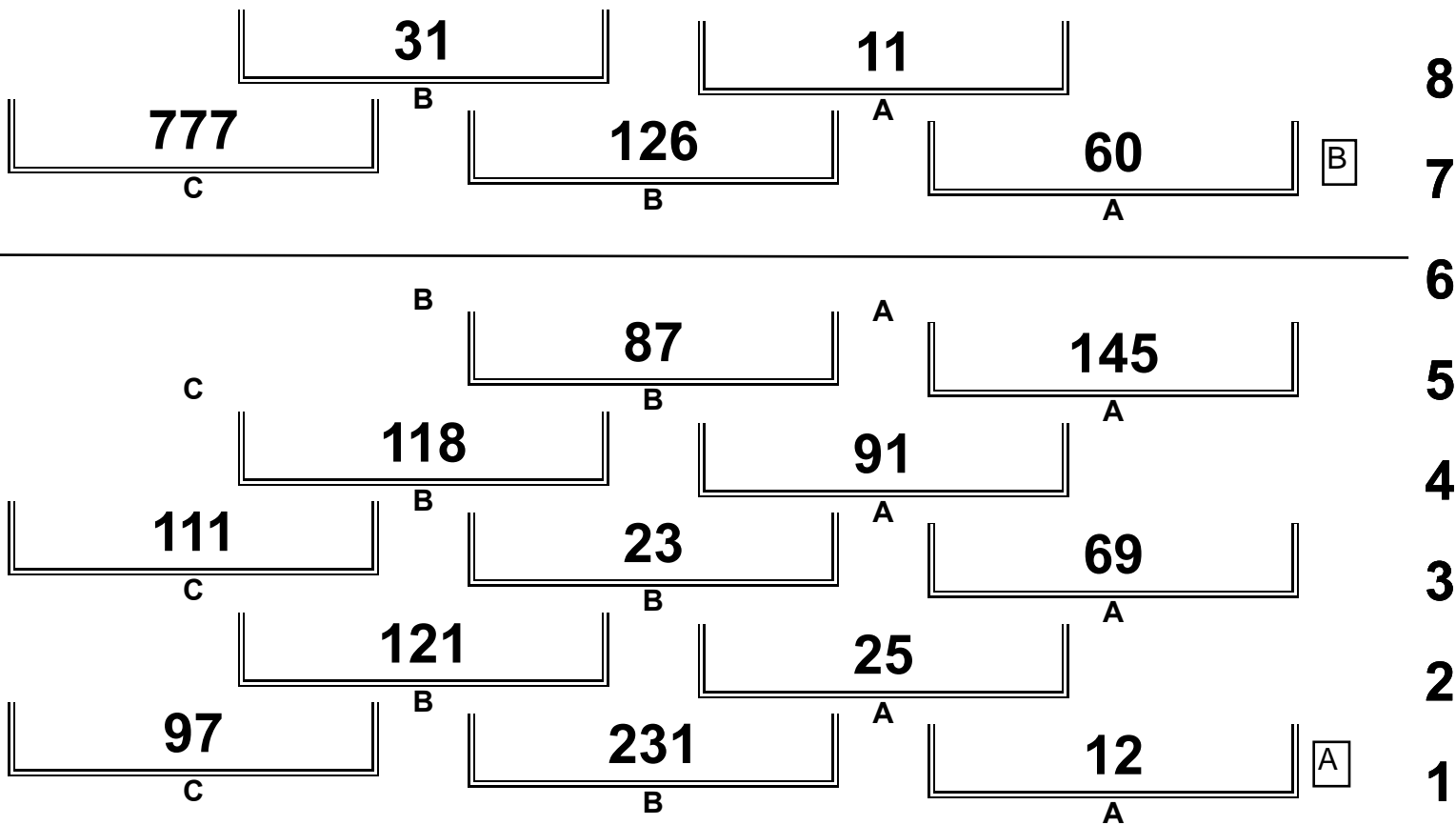
Clough 3.533 miles

R4: Wilsons of Rathkenny Senior Support


10/09/2022 12:00

Race (8 Laps)

RACE 4 - SENIOR SUPPORT



POLE POSITION



Promoted by Mid-Antrim 150 Club

Orbits

Provisional result to be confirmed by the Stewards of the Meeting subject to the completion of technical inspections and the time limit for protests MCUI (Ulster Centre) Timing @ www.elaps-timing.com

R. Agnew

