



Friday 9th & Saturday 10th September 2022

promoted by Mid-Antrim 150 Club

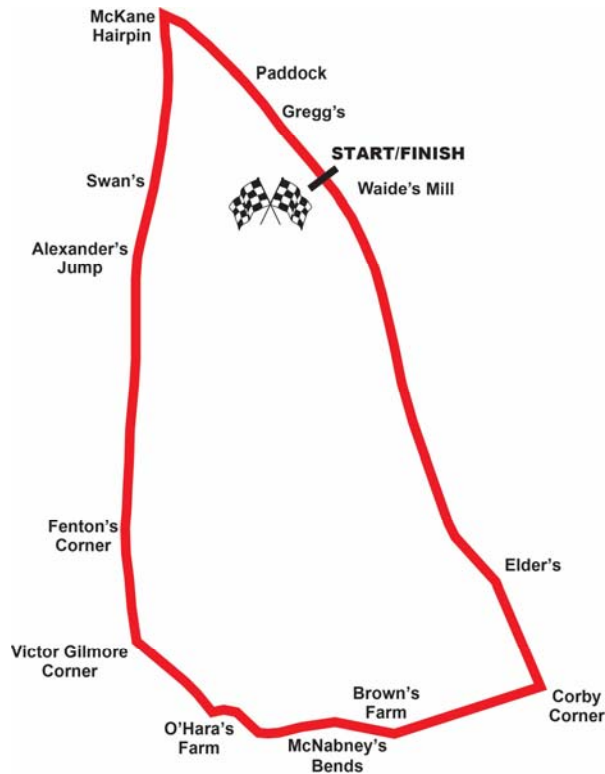
www.midantrim150.co.uk

<https://en-gb.facebook.com/midantrim150/>

**LRC MOTORCYCLES
JUNIOR SUPPORT**



Clough Circuit 3.533 miles



Lap Records

Class	Rider	Machine	m	s	mph	Year
125cc	Owen McNally	Honda	2	06.37	100.647	1997
Moto 3	Barry Davidson	Honda 250	2	18.049	92.133	2012*
Supersport 300	to be established					
250cc	Joey Dunlop	Honda	2	00.67	105.402	1994
Lightweight Supersport	Seamus Elliott	Yamaha 400	2	11.365	96.820	2013*
Supertwin	Jamie Hamilton	Kawasaki	2	03.795	102.741	2013*
Supermono	to be established					
Supersport	Seamus Elliott	Yamaha	1	57.616	108.138	2013*
Superbike	Derek Sheils	Kawasaki	1	54.565	111.018	2013*
Senior Support	Mark Hanna	Triumph 675	2	06.558	100.498	2013*
Junior Support	Connor Behan	Kawasaki 650	2	06.252	100.741	2013*
Classic 1000cc	Alex Donaldson	BSA 750	2	13.66	95.158	1996
Classic 500cc	Bob Jackson	Norton	2	15.81	93.651	1997
Classic 350cc	Bob Jackson	Drixton Honda	2	19.14	91.410	1996
Classic 250cc	Colin Dawson	Suzuki	2	31.89	83.737	1998

* Lap records set with the Clough Loop in place. For comparison purposes between different circuit layouts and lengths all speeds have been recalculated to the current circuit distance.

MOST WINS at MID-ANTRIM 150

Ryan Farquhar	29	2003 - 16	(250-4, 450-2, Supertwin4, Supersport-6, Superbike-12)
Ray McCullough	15	1965 - 79	(250-12, 350-2, 500-1)
Joey Dunlop	15	1975 - 95	(125-4, 250-3, 350-2, 500-1, Supersport-1, Superbike-4)
Brian Reid	14	1980 - 93	(125-1, 250-5, 350-6, 500-1, Superbike-1)
Robert Dunlop	14	1982 - 07	(125-11, 350-2, Superbike-1)
Adrian Archibald	10	1999 - 02	(Supersport-3, Superbike-7)
Phillip McCallen	8	1988 - 92	(125-1, 250-2, Supersport-2, Superbike-3)

MOST WINS AT ALL IRISH ROAD RACE MEETINGS (after Armoy Road Race 2022)

Ryan Farquhar	211	1995-16
Joey Dunlop	156	1971-00
Robert Dunlop	135	1980-08
William Dunlop	119	2005-17
Michael Dunlop	112	2006-22
Ray McCullough	109	1960-82
Phillip McCallen	109	1987-99
Barry Davidson	99	1998-22
Brian Reid	78	1980-94
Darran Lindsay	74	1999-06

MAINE SURFACE FINISHING MID-ANTRIM 150

JUNIOR SUPPORT

Q5: Qualifying


Friday, 09 September 2022



Pos	Class	No	Name	Machine / Sponsor	----- Best Lap -----			Laps
					Time	Behind	Speed	
Qualifying Classification								
1	SJUN	231	Marcus SIMPSON	Kawasaki 650	2:05.939		100.992	4
2	SJUN	97	Anthony O'CARROLL	Kawasaki 650 - Next Level Coaching	2:08.188	2.249	99.220	4
3	SJUN	61	Jonathan WATT	Kawasaki 700 - Woolsey Concrete	2:09.836	3.897	97.961	4
4	SJUN	222	Michael GAHAN	Aprilia 660 - Newline Elite Racing	2:10.550	4.611	97.425	4
5	SJUN	121	Michael GILLAN	Suzuki 650 - Aidan Sheridan Carpentry	2:12.320	6.381	96.122	4
6	SJUN	83	Gareth ARNOLD	Kawasaki 650	2:12.685	6.746	95.857	4
7	SJUN	91	Graham McALEESE	Suzuki 650	2:17.568	11.629	92.455	4
8	SJUN	50	Liam CROTTY	Kawasaki 650	2:18.486	12.547	91.842	4
9	SJUN	87	James WALSH	Kawasaki 650	2:18.677	12.738	91.715	4
10	SJUN	7	Dave WALSH	Kramer 690 - DRW Racing	2:19.047	13.108	91.471	4
11	SJUN	45	Lee OSPREY	Kawasaki 650 - CB Parking	2:19.054	13.115	91.467	4
12	SJUN	269	Darragh TRAPPE	Suzuki 650 - Hyland Racing	2:23.026	17.087	88.926	4
13	SJUN	173	John ELLA	Kawasaki 650 - Peretech Systems	2:23.042	17.103	88.917	4
14	SJUN	79	Ashley ROBSON	Suzuki 650 - A R Racing	2:23.800	17.861	88.448	4
15	SJUN	777	Shaun WYNNNE	Kawasaki 400 - SMW Racing	2:24.744	18.805	87.871	4
16	SJUN	142	Adrian HERATY	Suzuki 650	2:25.377	19.438	87.488	4
17	SJUN	49	Brendan FLYNN	Suzuki 650	2:27.210	21.271	86.399	4
18	SJUN	130	Nigel McAULEY	Kawasaki 650	2:27.367	21.428	86.307	4
19	SJUN	11	John CAHILL	Kawasaki 650	2:27.604	21.665	86.168	4
20	SJUN	179	James ROTHERY	Kawasaki 400 - Ambler Racing	2:36.491	30.552	81.275	4

Provisional result to be confirmed by the Stewards of the Meeting subject to completion of technical inspections & the time limit for protests

Page 1 / 1

Circuit	Clough	Signed		Organising Club	Mid-Antrim 150 Club
Length(miles)	3.5330		Chief Timekeeper	Qualifying Started	17:33
Weather	Sunny	Issued At:	17:46		
Track	Dry				

JUNIOR SUPPORT

Q5: Qualifying

Friday, 09 September 2022

DETAILED RESULT

Qualifying Classification

Position

1	231 Marcus SIMPSON			
SJUN		Behind		
Best Time	2:05.939	Best Speed	100.992	On 4 Gp
Lap	Elapsed Time	Lap Time	Lap Speed	
1	2:30.877	2:30.877	84.299	
2	4:38.249	2:07.372	99.856	
3	6:44.608	2:06.359	100.656	
4	8:50.547	2:05.939	100.992	

2	97 Anthony O'CARROLL			
SJUN		Behind	2.249	
Best Time	2:08.188	Best Speed	99.220	On 3 Gp
Lap	Elapsed Time	Lap Time	Lap Speed	
1	2:34.372	2:34.372	82.391	
2	4:44.360	2:09.988	97.846	
3	6:52.548	2:08.188	99.220	
4	9:01.811	2:09.263	98.395	

3	61 Jonathan WATT			
SJUN		Behind	3.897	
Best Time	2:09.836	Best Speed	97.961	On 4 Gp
Lap	Elapsed Time	Lap Time	Lap Speed	
1	2:32.466	2:32.466	83.421	
2	4:44.151	2:11.685	96.585	
3	6:55.878	2:11.727	96.554	
4	9:05.714	2:09.836	97.961	

4	222 Michael GAHAN			
SJUN		Behind	4.611	
Best Time	2:10.550	Best Speed	97.425	On 2 Gp
Lap	Elapsed Time	Lap Time	Lap Speed	
1	2:34.846	2:34.846	82.138	
2	4:45.396	2:10.550	97.425	
3	6:57.466	2:12.070	96.303	
4	9:08.065	2:10.599	97.388	

5	121 Michael GILLAN			
SJUN		Behind	6.381	
Best Time	2:12.320	Best Speed	96.122	On 4 Gp
Lap	Elapsed Time	Lap Time	Lap Speed	
1	2:39.863	2:39.863	79.561	
2	4:52.725	2:12.862	95.729	
3	7:05.788	2:13.063	95.585	
4	9:18.108	2:12.320	96.122	

Qualifying Classification

Position

6	83 Gareth ARNOLD			
SJUN		Behind	6.746	
Best Time	2:12.685	Best Speed	95.857	On 4 Gp
Lap	Elapsed Time	Lap Time	Lap Speed	
1	3:19.499	3:19.499	63.754	
2	5:38.782	2:19.283	91.316	
3	7:54.162	2:15.380	93.949	
4	10:06.847	2:12.685	95.857	

7	91 Graham McALEESE			
SJUN		Behind	11.629	
Best Time	2:17.568	Best Speed	92.455	On 3 Gp
Lap	Elapsed Time	Lap Time	Lap Speed	
1	3:00.984	3:00.984	70.276	
2	5:20.801	2:19.817	90.967	
3	7:38.369	2:17.568	92.455	
4	9:56.239	2:17.870	92.252	

8	50 Liam CROTTY			
SJUN		Behind	12.547	
Best Time	2:18.486	Best Speed	91.842	On 3 Gp
Lap	Elapsed Time	Lap Time	Lap Speed	
1	3:11.328	3:11.328	66.476	
2	5:36.484	2:25.156	87.622	
3	7:54.970	2:18.486	91.842	
4	10:13.879	2:18.909	91.562	

9	87 James WALSH			
SJUN		Behind	12.738	
Best Time	2:18.677	Best Speed	91.715	On 4 Gp
Lap	Elapsed Time	Lap Time	Lap Speed	
1	2:57.746	2:57.746	71.556	
2	5:18.951	2:21.205	90.073	
3	7:37.782	2:18.831	91.614	
4	9:56.459	2:18.677	91.715	

10	7 Dave WALSH			
SJUN		Behind	13.108	
Best Time	2:19.047	Best Speed	91.471	On 4 Gp
Lap	Elapsed Time	Lap Time	Lap Speed	
1	2:54.432	2:54.432	72.916	
2	5:29.181	2:34.749	82.190	
3	7:49.010	2:19.829	90.960	
4	10:08.057	2:19.047	91.471	

JUNIOR SUPPORT

Q5: Qualifying

Friday, 09 September 2022

DETAILED RESULT

Qualifying Classification

Position

11	45 Lee OSPREY				
SJUN		Behind	13.115		
Best Time	2:19.054	Best Speed	91.467	On	4 Gp
Lap	Elapsed Time	Lap Time	Lap Speed		
1	3:10.202	3:10.202	66.870		
2	6:03.757	2:53.555	73.284		
3	8:24.221	2:20.464	90.548		
4	10:43.275	2:19.054	91.467		

12 **269 Darragh TRAPPE**

SJUN		Behind	17.087		
Best Time	2:23.026	Best Speed	88.926	On	3 Gp
Lap	Elapsed Time	Lap Time	Lap Speed		
1	3:20.915	3:20.915	63.304		
2	5:45.000	2:24.085	88.273		
3	8:08.026	2:23.026	88.926		
4	10:34.432	2:26.406	86.873		

13 **173 John ELLA**

SJUN		Behind	17.103		
Best Time	2:23.042	Best Speed	88.917	On	3 Gp
Lap	Elapsed Time	Lap Time	Lap Speed		
1	3:21.565	3:21.565	63.100		
2	5:45.503	2:23.938	88.363		
3	8:08.545	2:23.042	88.917		
4	10:31.744	2:23.199	88.819		

14 **79 Ashley ROBSON**

SJUN		Behind	17.861		
Best Time	2:23.800	Best Speed	88.448	On	3 Gp
Lap	Elapsed Time	Lap Time	Lap Speed		
1	3:19.128	3:19.128	63.872		
2	5:46.737	2:27.609	86.165		
3	8:10.537	2:23.800	88.448		
4	10:35.872	2:25.335	87.514		

15 **777 Shaun WYNNE**

SJUN		Behind	18.805		
Best Time	2:24.744	Best Speed	87.871	On	2 Gp
Lap	Elapsed Time	Lap Time	Lap Speed		
1	3:16.917	3:16.917	64.590		
2	5:41.661	2:24.744	87.871		
3	8:07.586	2:25.925	87.160		
4	10:35.341	2:27.755	86.080		

Qualifying Classification

Position

16	142 Adrian HERATY				
SJUN		Behind	19.438		
Best Time	2:25.377	Best Speed	87.488	On	3 Gp
Lap	Elapsed Time	Lap Time	Lap Speed		
1	3:16.779	3:16.779	64.635		
2	5:44.486	2:27.707	86.108		
3	8:09.863	2:25.377	87.488		
4	10:38.927	2:29.064	85.324		

17 **49 Brendan FLYNN**

SJUN		Behind	21.271		
Best Time	2:27.210	Best Speed	86.399	On	3 Gp
Lap	Elapsed Time	Lap Time	Lap Speed		
1	3:10.631	3:10.631	66.719		
2	5:40.040	2:29.409	85.127		
3	8:07.250	2:27.210	86.399		
4	10:37.812	2:30.562	84.475		

18 **130 Nigel McAULEY**

SJUN		Behind	21.428		
Best Time	2:27.367	Best Speed	86.307	On	3 Gp
Lap	Elapsed Time	Lap Time	Lap Speed		
1	3:10.255	3:10.255	66.851		
2	5:39.635	2:29.380	85.144		
3	8:07.002	2:27.367	86.307		
4	10:35.345	2:28.343	85.739		

19 **11 John CAHILL**

SJUN		Behind	21.665		
Best Time	2:27.604	Best Speed	86.168	On	4 Gp
Lap	Elapsed Time	Lap Time	Lap Speed		
1	3:09.555	3:09.555	67.098		
2	5:38.784	2:29.229	85.230		
3	8:06.693	2:27.909	85.991		
4	10:34.297	2:27.604	86.168		

20 **179 James ROTHERY**

SJUN		Behind	30.552		
Best Time	2:36.491	Best Speed	81.275	On	2 Gp
Lap	Elapsed Time	Lap Time	Lap Speed		
1	3:29.798	3:29.798	60.624		
2	6:06.289	2:36.491	81.275		
3	8:43.422	2:37.133	80.943		
4	11:20.874	2:37.452	80.779		



MAINE SURFACE FINISHING MID-ANTRIM 150

JUNIOR SUPPPORT

Clough 3.533 miles

R6: LRC Motorcycles Junior Support


10/09/2022 13:00

Race (8 Laps)

RACE 6 - JUNIOR SUPPORT

179 C	11 B	130 A	9
49 B	142 A	7 B	8
777 C	79 B	173 A	7
269 B	45 A	6	
7 B	87 A	5	
50 C	91 B	83 A	4
121 B	222 A	3	
61 C	97 B	231 A	2
			1

POLE POSITION



Promoted by Mid-Antrim 150 Club

Orbits

Provisional result to be confirmed by the Stewards of the Meeting subject to the completion of technical inspections and the time limit for protests
MCUI (Ulster Centre) Timing @ www.elaps-timing.com

R. Agnew

