



Friday 9th & Saturday 10th September 2022

promoted by Mid-Antrim 150 Club

www.midantrim150.co.uk

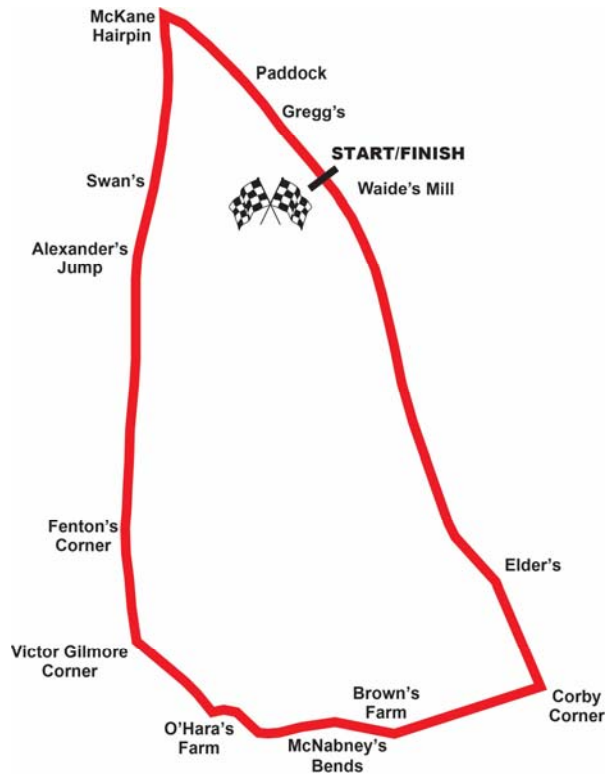
<https://en-gb.facebook.com/midantrim150/>



SUPERTWIN



Clough Circuit 3.533 miles



Lap Records

Class	Rider	Machine	m	s	mph	Year
125cc	Owen McNally	Honda	2	06.37	100.647	1997
Moto 3	Barry Davidson	Honda 250	2	18.049	92.133	2012*
Supersport 300	to be established					
250cc	Joey Dunlop	Honda	2	00.67	105.402	1994
Lightweight Supersport	Seamus Elliott	Yamaha 400	2	11.365	96.820	2013*
Supertwin	Jamie Hamilton	Kawasaki	2	03.795	102.741	2013*
Supermono	to be established					
Supersport	Seamus Elliott	Yamaha	1	57.616	108.138	2013*
Superbike	Derek Sheils	Kawasaki	1	54.565	111.018	2013*
Senior Support	Mark Hanna	Triumph 675	2	06.558	100.498	2013*
Junior Support	Connor Behan	Kawasaki 650	2	06.252	100.741	2013*
Classic 1000cc	Alex Donaldson	BSA 750	2	13.66	95.158	1996
Classic 500cc	Bob Jackson	Norton	2	15.81	93.651	1997
Classic 350cc	Bob Jackson	Drixton Honda	2	19.14	91.410	1996
Classic 250cc	Colin Dawson	Suzuki	2	31.89	83.737	1998

* Lap records set with the Clough Loop in place. For comparison purposes between different circuit layouts and lengths all speeds have been recalculated to the current circuit distance.

MOST WINS at MID-ANTRIM 150

Ryan Farquhar	29	2003 - 16	(250-4, 450-2, Supertwin4, Supersport-6, Superbike-12)
Ray McCullough	15	1965 - 79	(250-12, 350-2, 500-1)
Joey Dunlop	15	1975 - 95	(125-4, 250-3, 350-2, 500-1, Supersport-1, Superbike-4)
Brian Reid	14	1980 - 93	(125-1, 250-5, 350-6, 500-1, Superbike-1)
Robert Dunlop	14	1982 - 07	(125-11, 350-2, Superbike-1)
Adrian Archibald	10	1999 - 02	(Supersport-3, Superbike-7)
Phillip McCallen	8	1988 - 92	(125-1, 250-2, Supersport-2, Superbike-3)

MOST WINS AT ALL IRISH ROAD RACE MEETINGS (after Armoy Road Race 2022)

Ryan Farquhar	211	1995-16
Joey Dunlop	156	1971-00
Robert Dunlop	135	1980-08
William Dunlop	119	2005-17
Michael Dunlop	112	2006-22
Ray McCullough	109	1960-82
Phillip McCallen	109	1987-99
Barry Davidson	99	1998-22
Brian Reid	78	1980-94
Darran Lindsay	74	1999-06

MAINE SURFACE FINISHING MID-ANTRIM 150

SUPERTWIN / SUPERMONO

Q8: Qualifying


Friday, 09 September 2022



Pos	Class	No	Name	Machine / Sponsor	----- Best Lap -----			Laps	
					Time	Behind	Speed		
Qualifying Classification									
1	STWN	65	Michael SWEENEY	Kawasaki - KBS	2:03.508		102.980	3	4
2	STWN	119	Kris DUNCAN	Aprilia - Turriff Caravan Centre	2:07.496	3.988	99.758	3	4
3	STWN	97	Anthony O'CARROLL	Kawasaki - Next Level Coaching	2:08.391	4.883	99.063	4	4
4	STWN	61	Jonathan WATT	Kawasaki - Woolsey Concrete	2:09.318	5.810	98.353	2	4
5	STWN	64	Stephen McKNIGHT	Suzuki - McKnight Racing	2:09.501	5.993	98.214	3	4
6	STWN	222	Michael GAHAN	Aprilia - Newline Elite Racing	2:10.064	6.556	97.789	3	4
7	STWN	183	Gareth ARNOLD	Kawasaki - JK Roofing	2:10.624	7.116	97.370	4	4
8	STWN	121	Michael GILLAN	Suzuki - Aidan Sheridan Carpentry	2:12.677	9.169	95.863	4	4
9	STWN	50	Liam CROTTY	Kawasaki	2:16.367	12.859	93.269	4	4
10	STWN	173	John ELLA	Kawasaki - Peretech Systems	2:16.770	13.262	92.994	4	4
11	MONO	7	Dave WALSH	Kramer 690 - DRW Racing	2:17.566	14.058	92.456	3	4
12	STWN	79	Ashley ROBSON	Suzuki - A R Racing	2:19.019	15.511	91.490	4	4
13	STWN	9	Des BUTLER	Suzuki	2:19.675	16.167	91.060	3	4
14	STWN	46	Mark JOHNSON	Kawasaki - MJ Racing	2:20.358	16.850	90.617	4	4
15	STWN	142	Adrian HERATY	Suzuki	2:22.834	19.326	89.046	4	4
16	STWN	130	Nigel McAULEY	Kawasaki	2:24.292	20.784	88.146	3	4
17	STWN	105	Darren DUNCAN	Kawasaki - Bike Move Motorcycle Finance	2:28.244	24.736	85.796	2	2
18	STWN	179	James ROTHERY	Suzuki - Ambler Racing	2:35.984	32.476	81.539	2	4

Provisional result to be confirmed by the Stewards of the Meeting subject to completion of technical inspections & the time limit for protests

Page 1 / 1

Circuit	Clough	Signed		Organising Club	Mid-Antrim 150 Club
Length(miles)	3.5330		Chief Timekeeper	Qualifying Started	18:29
Weather	Sunny	Issued At:	18:42		
Track	Dry				

Qualifying Classification

Position

1	65 Michael SWEENEY			
STWN		Behind		
Best Time	2:03.508	Best Speed	102.980	On 3 Gp
Lap	Elapsed Time	Lap Time	Lap Speed	
1	2:34.298	2:34.298	82.430	
2	4:39.584	2:05.286	101.518	
3	6:43.092	2:03.508	102.980	
4	8:46.607	2:03.515	102.974	

2	119 Kris DUNCAN			
STWN		Behind	3.988	
Best Time	2:07.496	Best Speed	99.758	On 3 Gp
Lap	Elapsed Time	Lap Time	Lap Speed	
1	2:36.444	2:36.444	81.299	
2	4:45.992	2:09.548	98.178	
3	6:53.488	2:07.496	99.758	
4	9:01.346	2:07.858	99.476	

3	97 Anthony O'CARROLL			
STWN		Behind	4.883	
Best Time	2:08.391	Best Speed	99.063	On 4 Gp
Lap	Elapsed Time	Lap Time	Lap Speed	
1	2:44.908	2:44.908	77.127	
2	4:53.862	2:08.954	98.631	
3	7:02.747	2:08.885	98.683	
4	9:11.138	2:08.391	99.063	

4	61 Jonathan WATT			
STWN		Behind	5.810	
Best Time	2:09.318	Best Speed	98.353	On 2 Gp
Lap	Elapsed Time	Lap Time	Lap Speed	
1	2:31.055	2:31.055	84.200	
2	4:40.373	2:09.318	98.353	
3	6:51.079	2:10.706	97.308	
4	9:01.237	2:10.158	97.718	

5	64 Stephen McKNIGHT			
STWN		Behind	5.993	
Best Time	2:09.501	Best Speed	98.214	On 3 Gp
Lap	Elapsed Time	Lap Time	Lap Speed	
1	3:10.593	3:10.593	66.733	
2	5:24.718	2:14.125	94.828	
3	7:34.219	2:09.501	98.214	
4	9:44.738	2:10.519	97.448	

Qualifying Classification

Position

6	222 Michael GAHAN			
STWN		Behind	6.556	
Best Time	2:10.064	Best Speed	97.789	On 3 Gp
Lap	Elapsed Time	Lap Time	Lap Speed	
1	2:36.250	2:36.250	81.400	
2	4:46.491	2:10.241	97.656	
3	6:56.555	2:10.064	97.789	
4	9:06.733	2:10.178	97.703	

7	183 Gareth ARNOLD			
STWN		Behind	7.116	
Best Time	2:10.624	Best Speed	97.370	On 4 Gp
Lap	Elapsed Time	Lap Time	Lap Speed	
1	3:04.815	3:04.815	68.819	
2	5:20.986	2:16.171	93.403	
3	7:33.736	2:12.750	95.810	
4	9:44.360	2:10.624	97.370	

8	121 Michael GILLAN			
STWN		Behind	9.169	
Best Time	2:12.677	Best Speed	95.863	On 4 Gp
Lap	Elapsed Time	Lap Time	Lap Speed	
1	2:53.655	2:53.655	73.242	
2	5:07.957	2:14.302	94.703	
3	7:21.021	2:13.064	95.584	
4	9:33.698	2:12.677	95.863	

9	50 Liam CROTTY			
STWN		Behind	12.859	
Best Time	2:16.367	Best Speed	93.269	On 4 Gp
Lap	Elapsed Time	Lap Time	Lap Speed	
1	2:49.107	2:49.107	75.212	
2	5:08.937	2:19.830	90.959	
3	7:27.768	2:18.831	91.614	
4	9:44.135	2:16.367	93.269	

10	173 John ELLA			
STWN		Behind	13.262	
Best Time	2:16.770	Best Speed	92.994	On 4 Gp
Lap	Elapsed Time	Lap Time	Lap Speed	
1	2:59.271	2:59.271	70.947	
2	5:17.025	2:17.754	92.330	
3	7:34.098	2:17.073	92.789	
4	9:50.868	2:16.770	92.994	

SUPERTWIN / SUPERMONO

Q8: Qualifying

Friday, 09 September 2022

DETAILED RESULT

Qualifying Classification

Position

11	7 Dave WALSH				
MONO		Behind	14.058		
Best Time	2:17.566	Best Speed	92.456	On	3 Gp
Lap	Elapsed Time	Lap Time	Lap Speed		
1	3:04.606	3:04.606	68.897		
2	5:27.101	2:22.495	89.258		
3	7:44.667	2:17.566	92.456		
4	10:04.031	2:19.364	91.263		

12 **79 Ashley ROBSON**

STWN		Behind	15.511		
Best Time	2:19.019	Best Speed	91.490	On	4 Gp
Lap	Elapsed Time	Lap Time	Lap Speed		
1	3:02.514	3:02.514	69.687		
2	5:26.654	2:24.140	88.239		
3	7:49.912	2:23.258	88.782		
4	10:08.931	2:19.019	91.490		

13 **9 Des BUTLER**

STWN		Behind	16.167		
Best Time	2:19.675	Best Speed	91.060	On	3 Gp
Lap	Elapsed Time	Lap Time	Lap Speed		
1	2:46.946	2:46.946	76.185		
2	5:07.783	2:20.837	90.309		
3	7:27.458	2:19.675	91.060		
4	9:47.590	2:20.132	90.763		

14 **46 Mark JOHNSON**

STWN		Behind	16.850		
Best Time	2:20.358	Best Speed	90.617	On	4 Gp
Lap	Elapsed Time	Lap Time	Lap Speed		
1	3:17.738	3:17.738	64.321		
2	5:44.346	2:26.608	86.754		
3	8:06.368	2:22.022	89.555		
4	10:26.726	2:20.358	90.617		

15 **142 Adrian HERATY**

STWN		Behind	19.326		
Best Time	2:22.834	Best Speed	89.046	On	4 Gp
Lap	Elapsed Time	Lap Time	Lap Speed		
1	3:04.587	3:04.587	68.904		
2	5:30.376	2:25.789	87.241		
3	7:54.847	2:24.471	88.037		
4	10:17.681	2:22.834	89.046		

Qualifying Classification

Position

16	130 Nigel McAULEY				
STWN		Behind	20.784		
Best Time	2:24.292	Best Speed	88.146	On	3 Gp
Lap	Elapsed Time	Lap Time	Lap Speed		
1	3:18.076	3:18.076	64.212		
2	5:44.930	2:26.854	86.608		
3	8:09.222	2:24.292	88.146		
4	10:33.874	2:24.652	87.927		

17 **105 Darren DUNCAN**

STWN		Behind	24.736		
Best Time	2:28.244	Best Speed	85.796	On	2 Gp
Lap	Elapsed Time	Lap Time	Lap Speed		
1	3:20.303	3:20.303	63.498		
2	5:48.547	2:28.244	85.796		

18 **179 James ROTHERY**

STWN		Behind	32.476		
Best Time	2:35.984	Best Speed	81.539	On	2 Gp
Lap	Elapsed Time	Lap Time	Lap Speed		
1	3:28.556	3:28.556	60.985		
2	6:04.540	2:35.984	81.539		
3	8:42.292	2:37.752	80.625		
4	11:18.976	2:36.684	81.175		



MAINE SURFACE FINISHING MID-ANTRIM 150

SUPERTWIN / SUPERMONO

Clough 3.533 miles

R7: Turriff Caravan Centre/Kartsport Supertwin


10/09/2022 14:00

Race (8 Laps)

RACE 7 - SUPERTWIN

				179	9
	105		130	A	8
142	B	46	A	9	B
C		B		A	7
<hr/>					
	B	79	A	7	6
C		B		A	5
	173		50		4
	B		A		3
121		183		222	
C		B		A	
	64		61		2
	B		A		
97		119		65	1
C		B		A	

POLE POSITION



Promoted by Mid-Antrim 150 Club

Orbits

Provisional result to be confirmed by the Stewards of the Meeting subject to the completion of technical inspections and the time limit for protests
MCUI (Ulster Centre) Timing @ www.elaps-timing.com

R. Agnew

