



**Friday 9<sup>th</sup> & Saturday 10<sup>th</sup> September 2022**

**promoted by Mid-Antrim 150 Club**

[www.midantrim150.co.uk](http://www.midantrim150.co.uk)

<https://en-gb.facebook.com/midantrim150/>



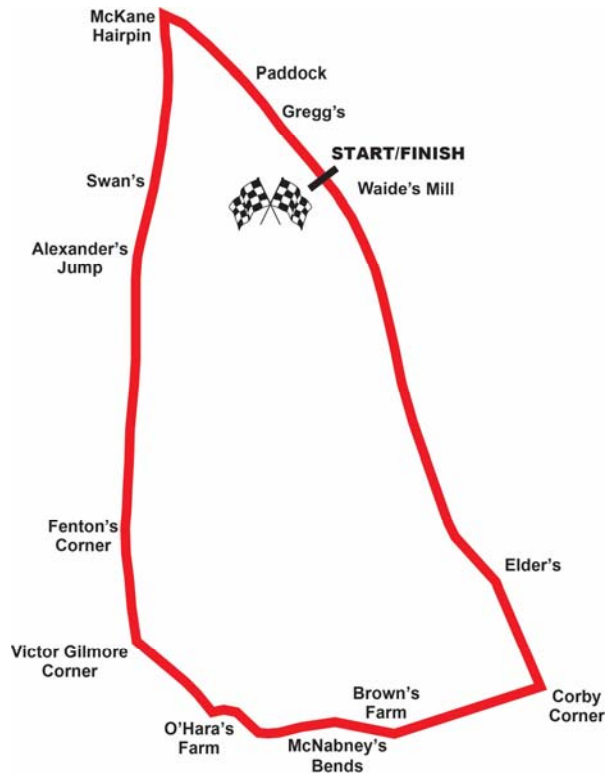
**MOTO 3 (125GP)**

**&**

**ERNIE COATES**  
**TRACK DAYS.COM**  
**SUPERSPORT 300**



# Clough Circuit 3.533 miles



## Lap Records

Class	Rider	Machine	m	s	mph	Year
125cc	Owen McNally	Honda	2	06.37	100.647	1997
Moto 3	Barry Davidson	Honda 250	2	18.049	92.133	2012*
Supersport 300	to be established					
250cc	Joey Dunlop	Honda	2	00.67	105.402	1994
Lightweight Supersport	Seamus Elliott	Yamaha 400	2	11.365	96.820	2013*
Supertwin	Jamie Hamilton	Kawasaki	2	03.795	102.741	2013*
Supermono	to be established					
Supersport	Seamus Elliott	Yamaha	1	57.616	108.138	2013*
Superbike	Derek Sheils	Kawasaki	1	54.565	111.018	2013*
Senior Support	Mark Hanna	Triumph 675	2	06.558	100.498	2013*
Junior Support	Connor Behan	Kawasaki 650	2	06.252	100.741	2013*
Classic 1000cc	Alex Donaldson	BSA 750	2	13.66	95.158	1996
Classic 500cc	Bob Jackson	Norton	2	15.81	93.651	1997
Classic 350cc	Bob Jackson	Drixton Honda	2	19.14	91.410	1996
Classic 250cc	Colin Dawson	Suzuki	2	31.89	83.737	1998

\* Lap records set with the Clough Loop in place. For comparison purposes between different circuit layouts and lengths all speeds have been recalculated to the current circuit distance.

## MOST WINS at MID-ANTRIM 150

Ryan Farquhar	29	2003 - 16	(250-4, 450-2, Supertwin4, Supersport-6, Superbike-12)
Ray McCullough	15	1965 - 79	(250-12, 350-2, 500-1)
Joey Dunlop	15	1975 - 95	(125-4, 250-3, 350-2, 500-1, Supersport-1, Superbike-4)
Brian Reid	14	1980 - 93	(125-1, 250-5, 350-6, 500-1, Superbike-1)
Robert Dunlop	14	1982 - 07	(125-11, 350-2, Superbike-1)
Adrian Archibald	10	1999 - 02	(Supersport-3, Superbike-7)
Phillip McCallen	8	1988 - 92	(125-1, 250-2, Supersport-2, Superbike-3)

## MOST WINS AT ALL IRISH ROAD RACE MEETINGS (after Armoy Road Race 2022)

Ryan Farquhar	211	1995-16
Joey Dunlop	156	1971-00
Robert Dunlop	135	1980-08
William Dunlop	119	2005-17
Michael Dunlop	112	2006-22
Ray McCullough	109	1960-82
Phillip McCallen	109	1987-99
Barry Davidson	99	1998-22
Brian Reid	78	1980-94
Darran Lindsay	74	1999-06

# MAINE SURFACE FINISHING MID-ANTRIM 150

## MOTO 3/SS300/L-WEIGHT SUPERSPORT/250GP

### Q1A: Moto 3 / Supersport 300 Qualifying

Friday, 09 September 2022



### North Coast Pizza Moto 3 (125cc GP)


Pos	Class	No	Name	Machine / Sponsor	Time	Best Lap		On	Total Laps
						Behind	Speed		
<b>Qualifying Classification</b>									
1	M3	86	Nigel MOORE	Honda 250	2:26.640	6.655	86.735	3	4
2	M3	34	Sean LEONARD	Honda 250	2:30.275	3.635	84.637	3	4
3	M3	149	Malcolm LOVE	Honda 250 - CB Racing	2:30.676	4.036	84.412	3	4
4	M3	80	Peter SHANNON	Honda 125 - BD40	3:08.499	41.859	67.474	2	3

### Ernie Coates Supersport 300

Pos	Class	No	Name	Machine / Sponsor	Time	Best Lap		On	Total Laps
						Behind	Speed		
<b>Qualifying Classification</b>									
1	SS300	40	Barry DAVIDSON	Honda 300 - Trison McMullan Racing	2:19.985		90.858	4	4
2	SS300	59	Darryl TWEED	Kawasaki 300 - Trison McMullan Racing	2:23.337	3.352	88.734	3	4
3	SS300	24	Lee OSPREY	Kawasaki 300 - GR Racing	2:28.905	8.920	85.416	4	4
4	SS300	105	Darren DUNCAN	KTM 390 - Bike Move Motorcycle Finance	2:29.058	9.073	85.328	4	4
5	SS300	5	R J WOOLSEY	Kawasaki 400	2:31.757	11.772	83.810	4	4
6	SS300	46	Mark JOHNSON	Yamaha 300	2:31.886	11.901	83.739	4	4
7	SS300	17	Linton IRWIN	Kawasaki 300	2:33.610	13.625	82.799	2	4

Provisional result to be confirmed by the Stewards of the Meeting subject to completion of technical inspections & the time limit for protests

Page 1 / 1

Circuit	<b>Clough</b>	Signed		Organising Club	<b>Mid-Antrim 150 Club</b>
Length(miles)	<b>3.5330</b>	Chief Timekeeper		Qualifying Started	<b>16:07</b>
Weather	<b>Sunny</b>	Issued At: 16:39			
Track	<b>Dry</b>				

**Qualifying Classification**

Position

**1 86 Nigel MOORE**

M3 Behind **6.655**

Best Time **2:26.640** Best Speed **86.735** On **3** Gp

Lap	Elapsed Time	Lap Time	Lap Speed
1	16:11:00.973	3:26.216	61.677
2	16:13:32.251	2:31.278	84.076
3	16:15:58.891	2:26.640	86.735
4	16:18:27.608	2:28.717	85.524

**2 34 Sean LEONARD**

M3 Behind **3.635**

Best Time **2:30.275** Best Speed **84.637** On **3** Gp

Lap	Elapsed Time	Lap Time	Lap Speed
1	16:11:26.435	3:51.678	54.899
2	16:13:57.567	2:31.132	84.157
3	16:16:27.842	2:30.275	84.637
4	16:18:59.665	2:31.823	83.774

**3 149 Malcolm LOVE**

M3 Behind **4.036**

Best Time **2:30.676** Best Speed **84.412** On **3** Gp

Lap	Elapsed Time	Lap Time	Lap Speed
1	16:11:21.391	3:46.634	56.120
2	16:13:56.125	2:34.734	82.198
3	16:16:26.801	2:30.676	84.412
4	16:18:59.265	2:32.464	83.422

**4 80 Peter SHANNON**

M3 Behind **41.859**

Best Time **3:08.499** Best Speed **67.474** On **2** Gp

Lap	Elapsed Time	Lap Time	Lap Speed
1	16:11:42.822	4:08.065	51.272
2	16:14:51.321	3:08.499	67.474
3	16:18:03.913	3:12.592	66.040

**Qualifying Classification**

Position

**1 40 Barry DAVIDSON**

SS300 Behind

Best Time **2:19.985** Best Speed **90.858** On **4** Gp

Lap	Elapsed Time	Lap Time	Lap Speed
1	16:10:47.824	3:13.067	65.878
2	16:13:10.304	2:22.480	89.267
3	16:15:31.077	2:20.773	90.350
4	16:17:51.062	2:19.985	90.858

**2 59 Darryl TWEED**

SS300 Behind **3.352**

Best Time **2:23.337** Best Speed **88.734** On **3** Gp

Lap	Elapsed Time	Lap Time	Lap Speed
1	16:10:33.925	2:59.168	70.988
2	16:12:58.173	2:24.248	88.173
3	16:15:21.510	2:23.337	88.734
4	16:17:46.339	2:24.829	87.819

**3 24 Lee OSPREY**

SS300 Behind **8.920**

Best Time **2:28.905** Best Speed **85.416** On **4** Gp

Lap	Elapsed Time	Lap Time	Lap Speed
1	16:10:54.899	3:20.142	63.549
2	16:13:26.340	2:31.441	83.985
3	16:15:57.683	2:31.343	84.040
4	16:18:26.588	2:28.905	85.416

**4 105 Darren DUNCAN**

SS300 Behind **9.073**

Best Time **2:29.058** Best Speed **85.328** On **4** Gp

Lap	Elapsed Time	Lap Time	Lap Speed
1	16:10:55.152	3:20.395	63.469
2	16:13:27.659	2:32.507	83.398
3	16:15:58.290	2:30.631	84.437
4	16:18:27.348	2:29.058	85.328

**5 5 R J WOOLSEY**

SS300 Behind **11.772**

Best Time **2:31.757** Best Speed **83.810** On **4** Gp

Lap	Elapsed Time	Lap Time	Lap Speed
1	16:10:58.602	3:23.845	62.394
2	16:13:33.286	2:34.684	82.224
3	16:16:06.567	2:33.281	82.977
4	16:18:38.324	2:31.757	83.810

**Qualifying Classification**

Position

**6 46 Mark JOHNSON**

SS300 Behind **11.901**

Best Time **2:31.886** Best Speed **83.739** On **4** Gp

Lap	Elapsed Time	Lap Time	Lap Speed
1	16:11:01.150	3:26.393	61.624
2	16:13:33.906	2:32.756	83.262
3	16:16:06.788	2:32.882	83.194
4	16:18:38.674	2:31.886	83.739

**7 17 Linton IRWIN**

SS300 Behind **13.625**

Best Time **2:33.610** Best Speed **82.799** On **2** Gp

Lap	Elapsed Time	Lap Time	Lap Speed
1	16:11:03.149	3:28.392	61.033
2	16:13:36.759	2:33.610	82.799
3	16:16:11.210	2:34.451	82.348
4	16:18:45.647	2:34.437	82.356



**MAINE**  
SURFACE  
FINISHING

# MID-ANTRIM 150 ROAD RACE

## MAINE SURFACE FINISHING MID-ANTRIM 150

MOTO 3/SUPERSPORT 300/L-WEIGHT SUPERSPORT/250GP

Clough 3.533 miles


R1: North Coast Pizza Moto 3/Ernie Coates SS300/Thatch Inn L-weight Super Sport 09/09/2022 10:30

Race (8 Laps)

### RACE 1 - MOTO 3 / SS300 / LIGHTWEIGHT SUPERSPORT / 250GP

				80		9
	7		17			8
46		5		149		7
	34		105			6
24		86		59		5
<hr/>						
			66			4
83		173		91		3
	40		109			2
119		61		112		1

POLE POSITION



Promoted by Mid-Antrim 150 Club

Orbits

Provisional result to be confirmed by the Stewards of the Meeting subject to the completion of technical inspections and the time limit for protests  
MCUI (Ulster Centre) Timing @ [www.elaps-timing.com](http://www.elaps-timing.com)

*R. Agnew*



Printed: 09/09/2022 17:02:16