



Friday 9th & Saturday 10th September 2022

promoted by Mid-Antrim 150 Club

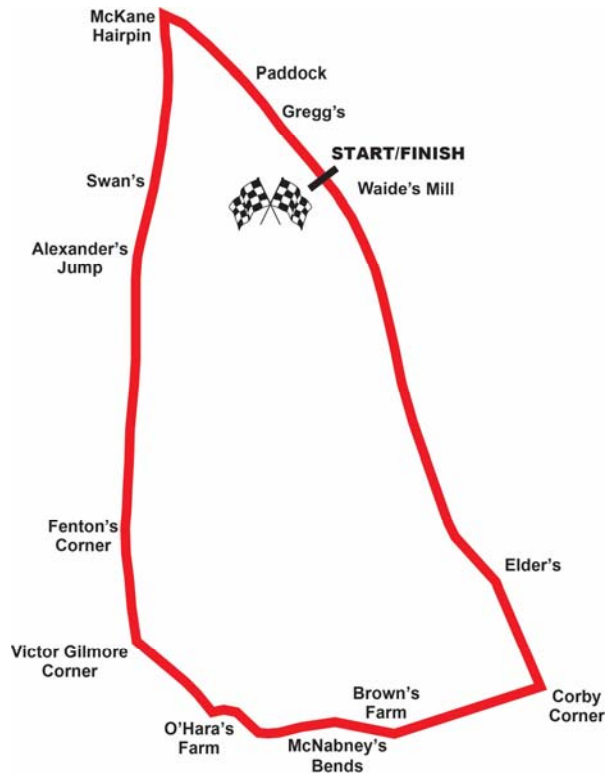
www.midantrim150.co.uk

<https://en-gb.facebook.com/midantrim150/>

**BALLYMONEY MOTORCYCLE SHOW
JUNIOR CLASSIC
in memory of Heather McComish**



Clough Circuit 3.533 miles



Lap Records

Class	Rider	Machine	m s	mph	Year
125cc	Owen McNally	Honda	2 06.37	100.647	1997
Moto 3	Barry Davidson	Honda 250	2 18.049	92.133	2012*
Supersport 300	to be established				
250cc	Joey Dunlop	Honda	2 00.67	105.402	1994
Lightweight Supersport	Seamus Elliott	Yamaha 400	2 11.365	96.820	2013*
Supertwin	Jamie Hamilton	Kawasaki	2 03.795	102.741	2013*
Supermono	to be established				
Supersport	Seamus Elliott	Yamaha	1 57.616	108.138	2013*
Superbike	Derek Sheils	Kawasaki	1 54.565	111.018	2013*
Senior Support	Mark Hanna	Triumph 675	2 06.558	100.498	2013*
Junior Support	Connor Behan	Kawasaki 650	2 06.252	100.741	2013*
Classic 1000cc	Alex Donaldson	BSA 750	2 13.66	95.158	1996
Classic 500cc	Bob Jackson	Norton	2 15.81	93.651	1997
Classic 350cc	Bob Jackson	Drixton Honda	2 19.14	91.410	1996
Classic 250cc	Colin Dawson	Suzuki	2 31.89	83.737	1998

* Lap records set with the Clough Loop in place. For comparison purposes between different circuit layouts and lengths all speeds have been recalculated to the current circuit distance.

MOST WINS at MID-ANTRIM 150

Ryan Farquhar	29	2003 - 16	(250-4, 450-2, Supertwin4, Supersport-6, Superbike-12)
Ray McCullough	15	1965 - 79	(250-12, 350-2, 500-1)
Joey Dunlop	15	1975 - 95	(125-4, 250-3, 350-2, 500-1, Supersport-1, Superbike-4)
Brian Reid	14	1980 - 93	(125-1, 250-5, 350-6, 500-1, Superbike-1)
Robert Dunlop	14	1982 - 07	(125-11, 350-2, Superbike-1)
Adrian Archibald	10	1999 - 02	(Supersport-3, Superbike-7)
Phillip McCallen	8	1988 - 92	(125-1, 250-2, Supersport-2, Superbike-3)

MOST WINS AT ALL IRISH ROAD RACE MEETINGS (after Armoy Road Race 2022)

Ryan Farquhar	211	1995-16
Joey Dunlop	156	1971-00
Robert Dunlop	135	1980-08
William Dunlop	119	2005-17
Michael Dunlop	112	2006-22
Ray McCullough	109	1960-82
Phillip McCallen	109	1987-99
Barry Davidson	99	1998-22
Brian Reid	78	1980-94
Darran Lindsay	74	1999-06

Ballymoney Motorcycle Show Classic 250cc


Pos	Class	No	Name	Machine / Sponsor	Time	Best Lap		On	Total Laps
						Behind	Speed		
Qualifying Classification									
1	C250	87	Brian MATEER	Suzuki 250	2:29.509	6.368	85.070	3	4
2	C250	1	Darryl TWEED		2:35.313	5.804	81.891	2	3
3	C250	76	Philip SHAW	Suzuki 250	2:36.456	6.947	81.293	2	4
4	C250	14	Nigel MOORE	Honda 198	2:45.327	15.818	76.931	4	4
5	C250	196	Terence SANSON	Honda 250	2:51.474	21.965	74.173	4	4
6	C250	30	Robert WRIGHT	Honda 250	3:20.969	51.460	63.287	2	3
7	C250	15	Dave BROUGH	Honda 250 - Ambler Racing	3:21.911	52.402	62.992	3	3
8	C250	34	Trevor STEWART	Honda 250 - TJR Racing	3:23.521	54.012	62.494	2	3
9	C250	5	R J WOOLSEY	Suzuki 250	3:55.347	1:25.838	54.043	1	1

Ballymoney Motorcycle Show Classic 350cc

Pos	Class	No	Name	Machine / Sponsor	Time	Best Lap		On	Total Laps
						Behind	Speed		
Qualifying Classification									
1	C350	40	Barry DAVIDSON	Honda 350 - Dempster Racing	2:23.141		88.855	4	4
2	C350	42	Andy HORNBY	Honda 350	2:26.723	3.582	86.686	4	4
3	C350	75	John LEIGH PEMBERTON	Honda 350	2:28.879	5.738	85.430	3	4
4	C350	3	Wattie BROWN	Drixton Honda 350 - ACP Bartel	2:32.380	9.239	83.468	3	4
5	C350	36	Stephen WALSH	Honda 350	2:35.603	12.462	81.739	2	4
6	C350	55	Jonathan DORAN	Drixton Honda 350	2:36.428	13.287	81.308	2	4
7	C350	51	Andy KILDEA	Honda 350 - Signature Tiles	2:36.531	13.390	81.254	4	4
8	C350	83	Gareth ARNOLD	Honda 350 - HM Motorsport	2:37.395	14.254	80.808	4	4
9	C350	63	Ian THOMPSON	Honda 350 - MBR	2:37.522	14.381	80.743	4	4
10	C350	18	Vic ALLAN	Honda 350 - AJB	2:38.922	15.781	80.032	3	4
11	C350	47	Bryan HARDING	Honda 350	2:39.670	16.529	79.657	3	4
12	C350	64	Paul McMAHON	Honda 350	2:43.815	20.674	77.641	2	2
13	C350	2	Freddie STEWART	Honda 350	2:45.400	22.259	76.897	2	4
14	C350	57	Davy CRAWFORD	Honda 350	2:52.368	29.227	73.789	3	4

Provisional result to be confirmed by the Stewards of the Meeting subject to completion of technical inspections & the time limit for protests

Page 1 / 1

Circuit	Clough	Signed		Organising Club	Mid-Antrim 150 Club
Length(miles)	3.5330		Chief Timekeeper	Qualifying Started	16:42
Weather	Sunny	Issued At:	16:58		
Track	Dry				

JUNIOR CLASSIC

Q3: Qualifying

Friday, 09 September 2022

DETAILED RESULT



Qualifying Classification

Position

1	87 Brian MATEER			
	C250	Behind	6.368	
Best Time	2:29.509	Best Speed	85.070	On 3 Gp
Lap	Elapsed Time	Lap Time	Lap Speed	
1	16:46:02.196	3:48.371	55.694	
2	16:48:35.496	2:33.300	82.967	
3	16:51:05.005	2:29.509	85.070	
4	16:53:39.347	2:34.342	82.407	

2	1 Darryl TWEED			
	C250	Behind	5.804	
Best Time	2:35.313	Best Speed	81.891	On 2 Gp
Lap	Elapsed Time	Lap Time	Lap Speed	
1	16:45:48.902	3:35.077	59.136	
2	16:48:24.215	2:35.313	81.891	
3	16:51:09.361	2:45.146	77.015	

3	76 Philip SHAW			
	C250	Behind	6.947	
Best Time	2:36.456	Best Speed	81.293	On 2 Gp
Lap	Elapsed Time	Lap Time	Lap Speed	
1	16:46:00.446	3:46.621	56.124	
2	16:48:36.902	2:36.456	81.293	
3	16:51:14.198	2:37.296	80.859	
4	16:53:54.815	2:40.617	79.187	

4	14 Nigel MOORE			
	C250	Behind	15.818	
Best Time	2:45.327	Best Speed	76.931	On 4 Gp
Lap	Elapsed Time	Lap Time	Lap Speed	
1	16:45:44.117	3:30.292	60.482	
2	16:48:30.800	2:46.683	76.305	
3	16:51:16.553	2:45.753	76.733	
4	16:54:01.880	2:45.327	76.931	

5	196 Terence SANSON			
	C250	Behind	21.965	
Best Time	2:51.474	Best Speed	74.173	On 4 Gp
Lap	Elapsed Time	Lap Time	Lap Speed	
1	16:46:17.076	4:03.251	52.287	
2	16:49:09.950	2:52.874	73.573	
3	16:52:02.877	2:52.927	73.550	
4	16:54:54.351	2:51.474	74.173	

Qualifying Classification

Position

6	30 Robert WRIGHT			
	C250	Behind	51.460	
Best Time	3:20.969	Best Speed	63.287	On 2 Gp
Lap	Elapsed Time	Lap Time	Lap Speed	
1	16:46:27.063	4:13.238	50.225	
2	16:49:48.032	3:20.969	63.287	
3	16:53:22.534	3:34.502	59.295	

7	15 Dave BROUGH			
	C250	Behind	52.402	
Best Time	3:21.911	Best Speed	62.992	On 3 Gp
Lap	Elapsed Time	Lap Time	Lap Speed	
1	16:46:50.458	4:36.633	45.977	
2	16:50:18.339	3:27.881	61.183	
3	16:53:40.250	3:21.911	62.992	

8	34 Trevor STEWART			
	C250	Behind	54.012	
Best Time	3:23.521	Best Speed	62.494	On 2 Gp
Lap	Elapsed Time	Lap Time	Lap Speed	
1	16:46:23.112	4:09.287	51.021	
2	16:49:46.633	3:23.521	62.494	
3	16:53:12.731	3:26.098	61.712	

9	5 R J WOOLSEY			
	C250	Behind	1:25.838	
Best Time	3:55.347	Best Speed	54.043	On 1 Gp
Lap	Elapsed Time	Lap Time	Lap Speed	
1	16:46:09.172	3:55.347	54.043	



Qualifying Classification

Position

1 **40 Barry DAVIDSON**
C350 Behind
Best Time **2:23.141** Best Speed **88.855** On **4** Gp

Lap	Elapsed Time	Lap Time	Lap Speed
1	16:45:37.457	3:23.632	62.460
2	16:48:03.082	2:25.625	87.339
3	16:50:26.597	2:23.515	88.623
4	16:52:49.738	2:23.141	88.855

2 **42 Andy HORNBY**
C350 Behind **3.582**
Best Time **2:26.723** Best Speed **86.686** On **4** Gp

Lap	Elapsed Time	Lap Time	Lap Speed
1	16:45:59.007	3:45.182	56.482
2	16:48:26.785	2:27.778	86.067
3	16:50:54.720	2:27.935	85.976
4	16:53:21.443	2:26.723	86.686

3 **75 John LEIGH PEMBERTON**
C350 Behind **5.738**
Best Time **2:28.879** Best Speed **85.430** On **3** Gp

Lap	Elapsed Time	Lap Time	Lap Speed
1	16:45:44.610	3:30.785	60.340
2	16:48:15.078	2:30.468	84.528
3	16:50:43.957	2:28.879	85.430
4	16:53:13.555	2:29.598	85.020

4 **3 Wattie BROWN**
C350 Behind **9.239**
Best Time **2:32.380** Best Speed **83.468** On **3** Gp

Lap	Elapsed Time	Lap Time	Lap Speed
1	16:45:48.783	3:34.958	59.169
2	16:48:23.828	2:35.045	82.033
3	16:50:56.208	2:32.380	83.468
4	16:53:30.002	2:33.794	82.700

5 **36 Stephen WALSH**
C350 Behind **12.462**
Best Time **2:35.603** Best Speed **81.739** On **2** Gp

Lap	Elapsed Time	Lap Time	Lap Speed
1	16:45:40.742	3:26.917	61.468
2	16:48:16.345	2:35.603	81.739
3	16:50:56.790	2:40.445	79.272
4	16:53:35.751	2:38.961	80.012

Qualifying Classification

Position

6 **55 Jonathan DORAN**
C350 Behind **13.287**
Best Time **2:36.428** Best Speed **81.308** On **2** Gp

Lap	Elapsed Time	Lap Time	Lap Speed
1	16:45:47.569	3:33.744	59.505
2	16:48:23.997	2:36.428	81.308
3	16:51:04.220	2:40.223	79.382
4	16:53:40.847	2:36.627	81.204

7 **51 Andy KILDEA**
C350 Behind **13.390**
Best Time **2:36.531** Best Speed **81.254** On **4** Gp

Lap	Elapsed Time	Lap Time	Lap Speed
1	16:45:49.411	3:35.586	58.996
2	16:48:27.043	2:37.632	80.687
3	16:51:04.270	2:37.227	80.895
4	16:53:40.801	2:36.531	81.254

8 **83 Gareth ARNOLD**
C350 Behind **14.254**
Best Time **2:37.395** Best Speed **80.808** On **4** Gp

Lap	Elapsed Time	Lap Time	Lap Speed
1	16:45:31.877	3:18.052	64.219
2	16:48:15.412	2:43.535	77.774
3	16:50:57.294	2:41.882	78.568
4	16:53:34.689	2:37.395	80.808

9 **63 Ian THOMPSON**
C350 Behind **14.381**
Best Time **2:37.522** Best Speed **80.743** On **4** Gp

Lap	Elapsed Time	Lap Time	Lap Speed
1	16:45:40.554	3:26.729	61.524
2	16:48:21.614	2:41.060	78.969
3	16:51:04.051	2:42.437	78.300
4	16:53:41.573	2:37.522	80.743

10 **18 Vic ALLAN**
C350 Behind **15.781**
Best Time **2:38.922** Best Speed **80.032** On **3** Gp

Lap	Elapsed Time	Lap Time	Lap Speed
1	16:45:23.517	3:09.692	67.050
2	16:48:03.642	2:40.125	79.430
3	16:50:42.564	2:38.922	80.032
4	16:53:24.121	2:41.557	78.726

Qualifying Classification

Position

11 47 Bryan HARDING

C350 Behind **16.529**

Best Time **2:39.670** Best Speed **79.657** On **3** Gp

Lap	Elapsed Time	Lap Time	Lap Speed
1	16:45:30.380	3:16.555	64.709
2	16:48:11.784	2:41.404	78.801
3	16:50:51.454	2:39.670	79.657
4	16:53:34.569	2:43.115	77.974

12 64 Paul McMAHON

C350 Behind **20.674**

Best Time **2:43.815** Best Speed **77.641** On **2** Gp

Lap	Elapsed Time	Lap Time	Lap Speed
1	16:46:00.520	3:46.695	56.105
2	16:48:44.335	2:43.815	77.641

13 2 Freddie STEWART

C350 Behind **22.259**

Best Time **2:45.400** Best Speed **76.897** On **2** Gp

Lap	Elapsed Time	Lap Time	Lap Speed
1	16:46:01.744	3:47.919	55.804
2	16:48:47.144	2:45.400	76.897
3	16:51:41.988	2:54.844	72.744
4	16:54:33.158	2:51.170	74.305

14 57 Davy CRAWFORD

C350 Behind **29.227**

Best Time **2:52.368** Best Speed **73.789** On **3** Gp

Lap	Elapsed Time	Lap Time	Lap Speed
1	16:45:50.599	3:36.774	58.673
2	16:48:43.369	2:52.770	73.617
3	16:51:35.737	2:52.368	73.789
4	16:54:28.658	2:52.921	73.553



MAINE SURFACE FINISHING MID-ANTRIM 150

JUNIOR CLASSIC

Clough 3.533 miles

R2: Ballymoney Show Junior Classic


10/09/2022 11:00

Race (8 Laps)

RACE 2 - JUNIOR CLASSIC

			5		11
	34		15		10
30		57		196	9
	2		14		8
64		47		18	7
					6
		63		83	5
	51		76		4
55		36		1	3
	3		87		2
75		42		40	1

POLE POSITION



Promoted by Mid-Antrim 150 Club

Orbits

Provisional result to be confirmed by the Stewards of the Meeting subject to the completion of technical inspections and the time limit for protests
MCUI (Ulster Centre) Timing @ www.elaps-timing.com

R. Agnew

