



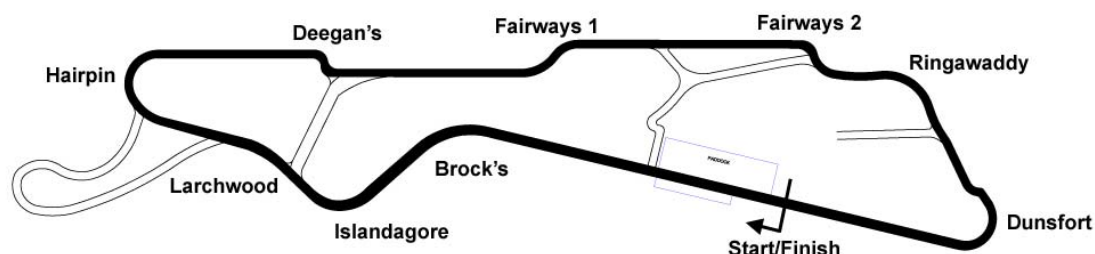
**Neil & Donny Robinson Memorial Races**  
**at Bishopscourt**  
**Saturday 16<sup>th</sup> & Sunday 17<sup>th</sup> July 2022**

**promoted by**  
**Mid Antrim 150 Club**  
**[www.midantrim150.co.uk](http://www.midantrim150.co.uk)**  
**<https://en-gb.facebook.com/midantrim150/>**

**Floors**  
**RESTORED.net**  
**SUPERSPORT 300**  
**&**  
**MID-ANTRIM 150 MOTO-ONE**



# Bishops court National Circuit 1.824 miles



## LAP RECORDS at the start of the meeting

Class	Rider	Machine	m	s	mph	Date
Moto-ONE	Jonny Campbell	Kawasaki 300	1	19.552	82.542	18-08-18
Supersport 300	Cameron Dawson	Kawasaki 400	1	16.427	85.917	07-08-21
125cc GP	Nigel Percy	Honda	1	13.913	88.840	21-10-07
Moto 3	Richard Kerr	KTM 250	1	13.640	89.169	22-10-16
250cc GP	Mark Hanna	Honda	1	11.963	91.247	16-10-10
Classic GP	Gareth Keys	Yamaha 350	1	15.588	86.871	21-07-18
Lightweight Supersport	Gary McCoy	Yamaha 400	1	14.021	88.710	18-08-18
Supermono	Dave Walsh	Kramer 690	1	17.090	85.178	16-04-22
Production Twin	Eunan McGlinchey	Suzuki 650	1	12.117	91.052	20-08-17
SuperTwin	Eunan McGlinchey	Kawasaki 650	1	10.252	93.469	20-10-18
Pre-Injection 600	Steven Titterington	Yamaha 600	1	11.917	91.305	19-09-15
Pre-Injection 1000	Andrew Brady	Yamaha 1000	1	12.154	91.005	18-09-21
Supersport	Glenn Irwin	Kawasaki	1	07.474	97.317	25-10-14
Supersport Cup	Eunan McGlinchey	Suzuki	1	09.259	94.809	17-09-17
Superbike	Christian Iddon	BMW	1	05.223	100.676	22-10-16
Superbike Cup	Gary McCoy	Suzuki	1	09.123	94.996	22-10-18
Sidecar	Tim Reeves	LCR Kawasaki	1	10.032	93.763	25-10-14
	Lee Watson					
Classic 250cc	Brian Mateer	Suzuki	1	25.419	76.873	16-09-18
Classic 350cc	James Conroy	Honda	1	23.114	79.005	15-04-17
Classic 500cc	Alex Conroy	Honda	1	24.275	77.916	19-04-14
Classic 1000cc	Stephen McKeown	Triumph 750	1	23.210	78.914	18-09-21



# NEIL & DONNY ROBINSON MEMORIAL RACES



## USBK R5 - Bishopscourt National

Sorted on best lap time

**SUPERSPORT 300 / Mid-Antrim 150 MOTO-ONE**

**Bishopscourt National 1.824 miles**

**Q5: Qualifying**

**16/07/2022 10:15**

**Practice started at 10:27:45**

Pos	Class	No.	Name	T	Machine	Sponsor	Best Tm	Diff	Gap	Best Speed	In Lap	Laps	2nd Best
<b>MONE</b>													
1	MONE	71	Ruben SHERMAN-BOYD		Tianda 300	Team Wood Academy	1:25.187			77.082	5	7	1:25.351
2	MONE	911	Bailey DOBSON		Tianda 300	IMC Scholarship	1:27.236	2.049	2.049	75.272	6	6	1:27.517
3	MONE	975	Cory BARRON		Tianda 300	Team Wood Academy	1:27.365	2.178	0.129	75.161	3	7	1:28.731
4	MONE	974	Alex McCALMONT		Kawasaki 300		1:31.116	5.929	3.751	72.066	7	7	1:31.368
5	MONE	941	Warren KNOWLES		Yamaha 300	Team WW Racing	1:31.954	6.767	0.838	71.410	5	6	1:33.154
6	MONE	82	Paul HANRATTY		Kawasaki 300		1:34.972	9.785	3.018	69.140	2	3	1:57.845
7	MONE	24	Dean GRAHAM		Kawasaki 300		1:36.262	11.075	1.290	68.214	5	6	1:37.014
8	MONE	976	Dylan McCRORY		Yamaha 300		1:36.616	11.429	0.354	67.964	6	6	1:38.213
9	MONE	172	Daire VINT		Aprilia 125	DVR/Tels	1:39.096	13.909	2.480	66.263	6	6	1:39.532
10	MONE	914	Sammy-Jo CROSSETT		Kawasaki 250		1:44.650	19.463	5.554	62.746	4	6	1:45.398
<b>SS300</b>													
1	SS300	15	Callum CLINT		Kawasaki 400		1:19.639			82.452	8	8	1:20.843
2	SS300	3	Adam BROWN		Kawasaki 400	DWC	1:20.007	0.368	0.368	82.073	8	8	1:20.731
3	SS300	66	Rossi DOBSON		Yamaha 300	Towers Services/Trackart	1:20.030	0.391	0.023	82.049	8	8	1:20.449
4	SS300	21	Nicky BURNS		Kawasaki 400	Rite Price/Burns Flooring	1:20.387	0.748	0.357	81.685	4	8	1:20.539
5	SS300	16	Kai McCLINTOCK		Kawasaki 400	Studio 16	1:21.915	2.276	1.528	80.161	7	7	1:22.357
6	SS300	772	Martin BURNETT		Yamaha 300	Zakado Racing	1:22.719	3.080	0.804	79.382	5	7	1:23.006
7	SS300	27	Mark CAREY		Yamaha 300		1:25.003	5.364	2.284	77.249	4	7	1:25.027
8	SS300	72	Adam CAREY		Yamaha 300		1:32.116	12.477	7.113	71.284	7	7	1:32.374

### Announcements

Weather: Sunny / Track: Dry

Promoted by Mid Antrim 150 Club

Orbits

Provisional result to be confirmed by the Stewards of the Meeting subject to the completion of technical inspections and the time limit for protests  
MCUI (Ulster Centre) Timing @ [www.elaps-timing.com](http://www.elaps-timing.com)



Printed: 16/07/2022 10:42:04



# NEIL & DONNY ROBINSON MEMORIAL RACES



## USBK R5 - Bishopscourt National

SUPERSPORT 300 / Mid-Antrim 150 MOTO-ONE

Bishopscourt National 1.824 miles

Q5: Qualifying

16/07/2022 10:15

Practice started at 10:27:45

(15) Callum CLINT

1		
2	1:23.289	+3.650
3	1:21.251	+1.612
4	1:20.843	+1.204
5	1:22.983	+3.344
6	1:22.033	+2.394
7	1:22.237	+2.598
8	1:19.639	

(772) Martin BURNETT

1		
2	1:24.838	+2.119
3	1:23.921	+1.202
4	1:23.006	+0.287
5	1:22.719	
6	1:23.430	+0.711
7	1:23.339	+0.620

4	1:32.455	+1.339
5	1:33.422	+2.306
6	1:31.368	+0.252
7	1:31.116	

6 1:39.096

(914) Sammy-Jo CROSSETT

1		
2	2:00.117	+15.467
3	2:22.706	+38.056
4	1:44.650	
5	1:45.629	+0.979
6	1:45.398	+0.748

(941) Warren KNOWLES

1		
2	1:34.217	+2.263
3	2:05.238	+33.284
4	1:33.327	+1.373
5	1:31.954	
6	1:33.154	+1.200

(27) Mark CAREY

1		
2	1:27.097	+2.094
3	1:25.027	+0.024
4	1:25.003	
5	1:26.655	+1.652
6	1:26.071	+1.068
7	1:26.406	+1.403

(72) Adam CAREY

1		
2	1:34.645	+2.529
3	1:33.303	+1.187
4	1:32.382	+0.266
5	1:32.899	+0.783
6	1:32.374	+0.258
7	1:32.116	

(3) Adam BROWN

1		
2	1:23.394	+3.387
3	1:21.382	+1.375
4	1:20.731	+0.724
5	1:21.595	+1.588
6	1:20.786	+0.779
7	1:21.245	+1.238
8	1:20.007	

(71) Ruben SHERMAN-BOYD

1		
2	1:26.096	+0.909
3	1:25.351	+0.164
4	1:25.436	+0.249
5	1:25.187	
6	1:26.328	+1.141
7	1:25.948	+0.761

(82) Paul HANRATTY

1		
2	1:34.972	
3	1:57.845	+22.873

(66) Rossi DOBSON

1		
2	1:24.312	+4.282
3	1:22.197	+2.167
4	1:20.899	+0.869
5	1:20.904	+0.874
6	1:21.361	+1.331
7	1:20.449	+0.419
8	1:20.030	

(911) Bailey DOBSON

1		
2	1:28.948	+1.712
3	1:28.249	+1.013
4	3:47.016	+2:19.780
5	1:27.517	+0.281
6	1:27.236	

(24) Dean GRAHAM

1		
2	1:41.349	+5.087
3	1:38.365	+2.103
4	1:38.008	+1.746
5	1:36.262	
6	1:37.014	+0.752

(21) Nicky BURNS

1		
2	1:22.268	+1.881
3	1:20.539	+0.152
4	1:20.387	
5	1:24.218	+3.831
6	1:21.124	+0.737
7	1:20.748	+0.361
8	1:39.800	+19.413

(975) Cory BARRON

1		
2	1:28.731	+1.366
3	1:27.365	
4	1:29.534	+2.169
5	1:28.943	+1.578
6	1:31.001	+3.636
7	1:30.274	+2.909

(976) Dylan McCRORY

1		
2	1:48.593	+11.977
3	1:45.024	+8.408
4	1:39.806	+3.190
5	1:38.213	+1.597
6	1:36.616	

(16) Kai McCLINTOCK

1		
2	1:24.903	+2.988
3	1:22.357	+0.442
4	1:22.546	+0.631
5	1:43.731	+21.816
6	1:23.041	+1.126
7	1:21.915	

(974) Alex McCALMONT

1		
2	1:36.079	+4.963
3	1:35.877	+4.761

(172) Daire VINT

1		
2	1:41.810	+2.714
3	1:40.756	+1.660
4	1:40.704	+1.608
5	1:39.532	+0.436

Promoted by Mid Antrim 150 Club

Orbits

Provisional result to be confirmed by the Stewards of the Meeting subject to the completion of technical inspections and the time limit for protests  
MCUI (Ulster Centre) Timing @ [www.elaps-timing.com](http://www.elaps-timing.com)



Printed: 16/07/2022 10:42:26



# NEIL & DONNY ROBINSON MEMORIAL RACES



## USBK R5 - Bishopscourt National

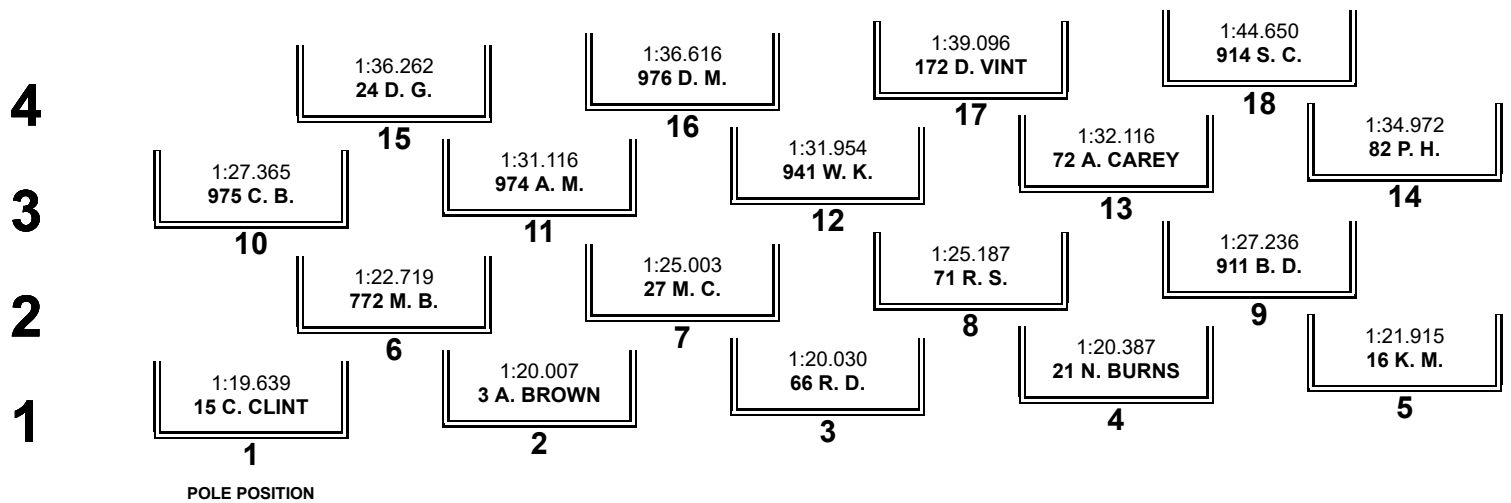
SUPERSPORT 300 / Mid-Antrim 150 MOTO-ONE

Bishopscourt National 1.824 miles

R4: Floors Restored Race One

16/07/2022 13:30

Race (8 Laps)



Promoted by Mid Antrim 150 Club

Orbits

Provisional result to be confirmed by the Stewards of the Meeting subject to the completion of technical inspections and the time limit for protests  
MCUI (Ulster Centre) Timing @ [www.elaps-timing.com](http://www.elaps-timing.com)



Printed: 16/07/2022 10:45:17



# NEIL & DONNY ROBINSON MEMORIAL RACES



## USBK R5 - Bishopscourt National

Sorted on Laps

**SUPERSPORT 300 / Mid-Antrim 150 MOTO-ONE**

**Bishopscourt National 1.824 miles**

**R4: Floors Restored Race One**

**16/07/2022 13:30**

**Race (8 Laps) started at 13:42:58**

Pos	Class	No.	Name	T	Machine	Sponsor	Laps	Total Tm	Diff	Gap	Avg. Speed	Best Tm	Best Speed	In Lap
<b>MONE</b>														
1	MONE	71	Ruben SHERMAN-BOYD		Tianda 300	Team Wood Academy	8	11:29.257			76.214	1:24.362	77.836	2
2	MONE	975	Cory BARRON		Tianda 300	Team Wood Academy	8	11:59.266	30.009	30.009	73.034	1:27.657	74.910	2
3	MONE	941	Warren KNOWLES		Yamaha 300	Team WW Racing	8	12:06.308	37.051	7.042	72.326	1:28.760	73.979	7
4	MONE	974	Alex McCALMONT		Kawasaki 300		8	12:09.844	40.587	3.536	71.976	1:29.402	73.448	6
5	MONE	976	Dylan McCRORY		Yamaha 300		7	11:02.025	1 Lap	1 Lap	69.431	1:32.797	70.761	7
6	MONE	82	Paul HANRATTY		Kawasaki 300		7	11:02.054	1 Lap	0.029	69.428	1:32.936	70.655	6
7	MONE	24	Dean GRAHAM		Kawasaki 300		7	11:23.406	1 Lap	21.352	67.258	1:35.964	68.426	5
8	MONE	172	Daire VINT		Aprilia 125	DVR/Tels	7	11:31.864	1 Lap	8.458	66.436	1:36.358	68.146	4
9	MONE	914	Sammy-Jo CROSSETT		Kawasaki 250		7	12:07.925	1 Lap	36.061	63.145	1:41.538	64.669	7
Not classified														
DNF	MONE	911	Bailey DOBSON		Tianda 300	IMC Scholarship	5	7:19.826	DNF		74.648	1:26.456	75.951	2
<b>SS300</b>														
1	SS300	16	Kai McClINTOCK		Kawasaki 400	Studio 16	8	10:40.035			82.076	1:18.273	83.891	4
2	SS300	15	Callum CLINT		Kawasaki 400		8	10:40.174	0.139	0.139	82.058	1:18.632	83.508	4
3	SS300	66	Rossi DOBSON		Yamaha 300	Towers Services/Trackart	8	10:40.374	0.339	0.200	82.032	1:18.634	83.506	8
4	SS300	21	Nicky BURNS		Kawasaki 400	Rite Price/Burns Flooring	8	10:52.558	12.523	12.184	80.500	1:19.651	82.440	3
5	SS300	72	Adam CAREY		Yamaha 300		7	10:40.889	1 Lap	1 Lap	71.720	1:29.765	73.151	6
Not classified														
DNF	SS300	27	Mark CAREY		Yamaha 300		4	5:46.976	DNF		75.699	1:23.572	78.572	2
DNF	SS300	3	Adam BROWN		Kawasaki 400	DWC	4	6:03.749	DNF		72.208	1:20.709	81.359	3
DNF	SS300	772	Martin BURNETT		Yamaha 300	Zakado Racing	2	2:47.495	DNF		78.407	1:21.060	81.007	2

### Announcements

Weather: Sunny / Track: Dry

SS300 90% = 73.868 / MONE 90% = 68.593

Margin of Victory	Avg. Speed	Best Lap Tm	Best Speed	Best Lap by
0.139	82.076	1:18.273	83.891	16 - Kai McClINTOCK

Promoted by Mid Antrim 150 Club

Orbits

Provisional result to be confirmed by the Stewards of the Meeting subject to the completion of technical inspections and the time limit for protests

MCUI (Ulster Centre) Timing @ [www.elaps-timing.com](http://www.elaps-timing.com)



Printed: 16/07/2022 13:56:30





# NEIL & DONNY ROBINSON MEMORIAL RACES



## USBK R5 - Bishopscourt National

SUPERSPORT 300 / Mid-Antrim 150 MOTO-ONE

Bishopscourt National 1.824 miles

R4: Floors Restored Race One

16/07/2022 13:30

Race (8 Laps) started at 13:42:58

<b>(16) Kai McCLINTOCK</b>			<b>(8) 1:25.915 +1.553</b>			<b>(82) Paul HANRATTY</b>			<b>(3) Adam BROWN</b>		
1	1:25.982	+7.709	1	1:34.365	+6.708	1	1:41.666	+8.730	1	1:26.896	+6.187
2	1:19.437	+1.164	2	1:27.657		2	1:33.719	+0.783	2	1:20.872	+0.163
3	1:19.165	+0.892	3	1:28.443	+0.786	3	1:34.130	+1.194	3	1:20.709	
4	1:18.273		4	1:28.745	+1.088	4	1:33.431	+0.495	4	1:55.272	+34.563
5	1:19.673	+1.400	5	1:29.594	+1.937	5	1:33.056	+0.120	<b>(772) Martin BURNETT</b>		
6	1:19.353	+1.080	6	1:30.380	+2.723	6	1:32.936		1	1:26.435	+5.375
7	1:19.368	+1.095	7	1:29.693	+2.036	7	1:33.116	+0.180	2	1:21.060	
8	1:18.784	+0.511	8	1:30.389	+2.732	<b>(24) Dean GRAHAM</b>					
<b>(15) Callum CLINT</b>			<b>(941) Warren KNOWLES</b>			1 1:45.626 +9.662					
1	1:24.905	+6.273	1	1:37.633	+8.873	2 1:37.053 +1.089					
2	1:19.481	+0.849	2	1:30.588	+1.828	3 1:36.275 +0.311					
3	1:19.236	+0.604	3	1:30.226	+1.466	4 1:36.007 +0.043					
4	1:18.632		4	1:30.411	+1.651	5 1:35.964					
5	1:20.018	+1.386	5	1:30.375	+1.615	6 1:36.449 +0.485					
6	1:19.723	+1.091	6	1:28.970	+0.210	7 1:36.032 +0.068					
7	1:19.416	+0.784	7	1:28.760		<b>(172) Daire VINT</b>					
8	1:18.763	+0.131	8	1:29.345	+0.585	1 1:46.570 +10.212					
<b>(66) Rossi DOBSON</b>			<b>(974) Alex McCALMONT</b>			2 1:37.187 +0.829					
1	1:25.719	+7.085	1	1:38.374	+8.972	3 1:37.997 +1.639					
2	1:19.447	+0.813	2	1:30.739	+1.337	4 1:36.358					
3	1:18.791	+0.157	3	1:30.226	+0.824	5 1:36.985 +0.627					
4	1:18.693	+0.059	4	1:29.981	+0.579	6 1:37.807 +1.449					
5	1:19.581	+0.947	5	1:30.187	+0.785	7 1:38.960 +2.602					
6	1:19.445	+0.811	6	1:29.402		<b>(914) Sammy-Jo CROSSETT</b>					
7	1:20.064	+1.430	7	1:29.706	+0.304	1 1:49.722 +8.184					
8	1:18.634		8	1:31.229	+1.827	2 1:42.225 +0.687					
<b>(21) Nicky BURNS</b>			<b>(72) Adam CAREY</b>			3 1:45.014 +3.476					
1	1:26.750	+7.099	1	1:40.305	+10.540	4 1:42.979 +1.441					
2	1:20.829	+1.178	2	1:30.559	+0.794	5 1:42.703 +1.165					
3	1:19.651		3	1:30.112	+0.347	6 1:43.744 +2.206					
4	1:20.415	+0.764	4	1:30.165	+0.400	7 1:41.538					
5	1:21.475	+1.824	5	1:29.943	+0.178	<b>(911) Bailey DOBSON</b>					
6	1:20.893	+1.242	6	1:29.765		1 1:31.957 +5.501					
7	1:21.317	+1.666	7	1:30.040	+0.275	2 1:26.456					
8	1:21.228	+1.577	<b>(976) Dylan McCORRY</b>			3 1:26.944 +0.488					
<b>(71) Ruben SHERMAN-BOYD</b>			1 1:42.007 +9.210			4 1:27.266 +0.810					
1	1:30.748	+6.386	2	1:33.484	+0.687	5 1:27.203 +0.747					
2	1:24.362		3	1:34.135	+1.338	<b>(27) Mark CAREY</b>					
3	1:24.435	+0.073	4	1:33.346	+0.549	1 1:30.107 +6.535					
4	1:25.788	+1.426	5	1:33.172	+0.375	2 1:23.572					
5	1:26.333	+1.971	6	1:33.084	+0.287	3 1:24.638 +1.066					
6	1:26.038	+1.676	7	1:32.797		4 1:28.659 +5.087					
7	1:25.638	+1.276									

Promoted by Mid Antrim 150 Club

Provisional result to be confirmed by the Stewards of the Meeting subject to the completion of technical inspections and the time limit for protests  
MCUI (Ulster Centre) Timing @ [www.elaps-timing.com](http://www.elaps-timing.com)

Printed: 16/07/2022 13:56:50



Orbits



# NEIL & DONNY ROBINSON MEMORIAL RACES



## USBK R5 - Bishopscourt National

Sorted on Laps

**SUPERSPORT 300 / Mid-Antrim 150 MOTO-ONE**

**Bishopscourt National 1.824 miles**

**R12: Floors Restored Race Two**

**16/07/2022 16:00**

**Race (8 Laps) started at 16:05:47**

Pos	Class	No.	Name	T	Machine	Sponsor	Laps	Total Tm	Diff	Gap	Avg. Speed	Best Tm	Best Speed	In Lap
<b>MONE</b>														
1	MONE	71	Ruben SHERMAN-BOYD		Tianda 300	Team Wood Academy	8	11:27.058			76.458	1:24.750	77.480	2
2	MONE	911	Bailey DOBSON		Tianda 300	IMC Scholarship	8	11:41.616	14.558	14.558	74.872	1:26.562	75.858	2
3	MONE	975	Cory BARRON		Tianda 300	Team Wood Academy	8	11:51.372	24.314	9.756	73.845	1:26.486	75.924	2
4	MONE	941	Warren KNOWLES		Yamaha 300	Team WW Racing	8	12:03.305	36.247	11.933	72.627	1:28.887	73.874	2
5	MONE	974	Alex McCALMONT		Kawasaki 300		8	12:07.800	40.742	4.495	72.178	1:29.316	73.519	8
6	MONE	82	Paul HANRATTY		Kawasaki 300		7	10:52.336	1 Lap	1 Lap	70.462	1:30.630	72.453	7
7	MONE	976	Dylan McCORRY		Yamaha 300		7	10:53.073	1 Lap	0.737	70.382	1:30.847	72.280	5
8	MONE	24	Dean GRAHAM		Kawasaki 300		7	11:19.194	1 Lap	26.121	67.676	1:35.031	69.097	7
9	MONE	172	Daire VINT		Aprilia 125	DVR/Tels	7	11:33.087	1 Lap	13.893	66.319	1:36.909	67.758	3
10	MONE	914	Sammy-Jo CROSSETT		Kawasaki 250		7	11:52.088	1 Lap	19.001	64.549	1:39.689	65.869	4
<b>SS300</b>														
1	SS300	16	Kai McCLINTOCK		Kawasaki 400	Studio 16	8	10:40.232			82.050	1:18.963	83.158	4
2	SS300	66	Rossi DOBSON		Yamaha 300	Towers Services/Trackart	8	10:40.465	0.233	0.233	82.020	1:18.710	83.425	4
3	SS300	3	Adam BROWN		Kawasaki 400	DWC	8	10:41.201	0.969	0.736	81.926	1:18.764	83.368	7
4	SS300	15	Callum CLINT		Kawasaki 400		8	10:41.307	1.075	0.106	81.913	1:18.844	83.283	4
5	SS300	21	Nicky BURNS		Kawasaki 400	Rite Price/Burns Flooring	8	10:49.075	8.843	7.768	80.932	1:18.980	83.140	3
6	SS300	772	Martin BURNETT		Yamaha 300	Zakado Racing	8	10:53.670	13.438	4.595	80.363	1:19.749	82.338	3
7	SS300	72	Adam CAREY		Yamaha 300		7	10:49.690	1 Lap	1 Lap	70.749	1:29.905	73.037	6
<b>Not classified</b>														
DNS	SS300	27	Mark CAREY		Yamaha 300			0.000	DNS	7 Laps	-	-	-	0

### Announcements

Weather: Bright / Track: Dry  
SS300 90% = 73.845 / MONE 90% = 68.812

Margin of Victory	Avg. Speed	Best Lap Tm	Best Speed	Best Lap by
0.233	82.050	1:18.710	83.425	66 - Rossi DOBSON

Promoted by Mid Antrim 150 Club

Orbits

Provisional result to be confirmed by the Stewards of the Meeting subject to the completion of technical inspections and the time limit for protests  
MCUI (Ulster Centre) Timing @ [www.elaps-timing.com](http://www.elaps-timing.com)

*R. Agnew*



Printed: 16/07/2022 16:19:02





# NEIL & DONNY ROBINSON MEMORIAL RACES



## USBK R5 - Bishopscourt National

SUPERSPORT 300 / Mid-Antrim 150 MOTO-ONE

Bishopscourt National 1.824 miles

R12: Floors Restored Race Two

16/07/2022 16:00

Race (8 Laps) started at 16:05:47

Pos	Name	Time	Diff	Pos	Name	Time	Diff			
(16) Kai McCLINTOCK	8	1:21.642	+2.662	7	1:29.563	+0.676	(172) Daire VINT			
1	1:25.730	+6.767	8	1:30.027	+1.140	1	1:45.326	+8.417		
2	1:19.407	+0.444	(772) Martin BURNETT	1	1:26.450	+6.701	2	1:37.295	+0.386	
3	1:19.118	+0.155	1	1:19.913	+0.164	(974) Alex McCALMONT	3	1:36.909		
4	1:18.963		2	1:19.749		1	1:36.513	+7.197		
5	1:19.162	+0.199	3	1:19.903	+0.154	2	1:29.444	+0.128		
6	1:19.357	+0.394	4	1:21.061	+1.312	3	1:29.422	+0.106		
7	1:19.414	+0.451	5	1:21.708	+1.959	4	1:31.061	+1.745		
8	1:19.081	+0.118	6	1:22.386	+2.637	5	1:31.871	+2.555		
(66) Rossi DOBSON	8	1:22.500	+2.751	7	1:22.386	+2.637	6	1:29.898	+0.582	
1	1:25.324	+6.614	8	1:22.500	+2.751	7	1:30.275	+0.959		
2	1:19.525	+0.815	(71) Ruben SHERMAN-BOYD	1	1:29.577	+4.827	8	1:29.316		
3	1:19.613	+0.903	1	1:29.577	+4.827	(72) Adam CAREY	1	1:40.911	+11.006	
4	1:18.710		2	1:24.750		2	1:32.770	+2.865		
5	1:19.032	+0.322	3	1:25.135	+0.385	3	1:32.811	+2.906		
6	1:19.443	+0.733	4	1:25.234	+0.484	4	1:32.220	+2.315		
7	1:19.650	+0.940	5	1:25.490	+0.740	5	1:30.310	+0.405		
8	1:19.168	+0.458	6	1:25.593	+0.843	6	1:29.905			
(3) Adam BROWN	8	1:19.168	+0.458	7	1:25.442	+0.692	7	1:30.763	+0.858	
1	1:26.689	+7.925	8	1:25.837	+1.087	(911) Bailey DOBSON	1	1:40.694	+10.064	
2	1:19.946	+1.182	(911) Bailey DOBSON	1	1:31.508	+4.946	2	1:32.519	+1.889	
3	1:19.044	+0.280	2	1:26.562		3	1:32.793	+2.163		
4	1:19.501	+0.737	3	1:26.578	+0.016	4	1:32.189	+1.559		
5	1:19.170	+0.406	4	1:27.193	+0.631	5	1:32.262	+1.632		
6	1:18.784	+0.020	5	1:27.507	+0.945	6	1:31.249	+0.619		
7	1:18.764		6	1:27.240	+0.678	7	1:30.630			
8	1:19.303	+0.539	7	1:27.190	+0.628	(82) Paul HANRATTY	1	1:40.694	+10.064	
(15) Callum CLINT	8	1:19.303	+0.539	8	1:27.838	+1.276	2	1:32.519	+1.889	
1	1:25.532	+6.688	(911) Bailey DOBSON	1	1:31.508	+4.946	3	1:32.793	+2.163	
2	1:19.475	+0.631	2	1:26.562		4	1:32.189	+1.559		
3	1:19.723	+0.879	3	1:26.578	+0.016	5	1:32.262	+1.632		
4	1:18.844		4	1:27.193	+0.631	6	1:31.249	+0.619		
5	1:19.071	+0.227	5	1:27.507	+0.945	7	1:30.630			
6	1:19.503	+0.659	6	1:27.240	+0.678	(976) Dylan McCRORY	1	1:41.880	+11.033	
7	1:19.314	+0.470	7	1:27.190	+0.628	2	1:33.636	+2.789		
8	1:19.845	+1.001	8	1:27.838	+1.276	3	1:32.841	+1.994		
(21) Nicky BURNS	8	1:19.845	+1.001	(975) Cory BARRON	1	1:34.403	+7.917	4	1:31.340	+0.493
1	1:26.277	+7.297	1	1:34.403	+7.917	2	1:26.486			
2	1:20.252	+1.272	2	1:26.486		3	1:26.767	+0.281		
3	1:18.980		3	1:26.767	+0.281	4	1:27.254	+0.768		
4	1:19.628	+0.648	4	1:27.254	+0.768	5	1:27.373	+0.887		
5	1:20.386	+1.406	5	1:27.373	+0.887	6	1:27.117	+0.631		
6	1:21.336	+2.356	6	1:27.117	+0.631	7	1:30.277	+3.791		
7	1:20.574	+1.594	7	1:30.277	+3.791	8	1:31.695	+5.209		
(941) Warren KNOWLES	8	1:20.574	+1.594	8	1:31.695	+5.209	(941) Warren KNOWLES	1	1:35.702	+6.815
1	1:26.277	+7.297	(941) Warren KNOWLES	1	1:35.702	+6.815	2	1:28.867		
2	1:20.252	+1.272	2	1:28.867		3	1:29.921	+1.034		
3	1:18.980		3	1:29.921	+1.034	4	1:29.899	+1.012		
4	1:19.628	+0.648	4	1:29.899	+1.012	5	1:29.595	+0.708		
5	1:20.386	+1.406	5	1:29.595	+0.708	6	1:29.711	+0.824		
6	1:21.336	+2.356	6	1:29.711	+0.824	(24) Dean GRAHAM	1	1:44.319	+9.288	
7	1:20.574	+1.594	(24) Dean GRAHAM	1	1:44.319	+9.288	2	1:36.848	+1.817	
			2	1:36.848	+1.817	3	1:35.755	+0.724		
			3	1:35.755	+0.724	4	1:35.913	+0.882		
			4	1:35.913	+0.882	5	1:36.280	+1.249		
			5	1:36.280	+1.249	6	1:35.048	+0.017		
			6	1:35.048	+0.017	7	1:35.031			
			7	1:35.031						

Promoted by Mid Antrim 150 Club

Orbits

Provisional result to be confirmed by the Stewards of the Meeting subject to the completion of technical inspections and the time limit for protests  
MCUI (Ulster Centre) Timing @ www.elaps-timing.com



Printed: 16/07/2022 16:19:36



# NEIL & DONNY ROBINSON MEMORIAL RACES



## USBK R5 - Bishopscourt National


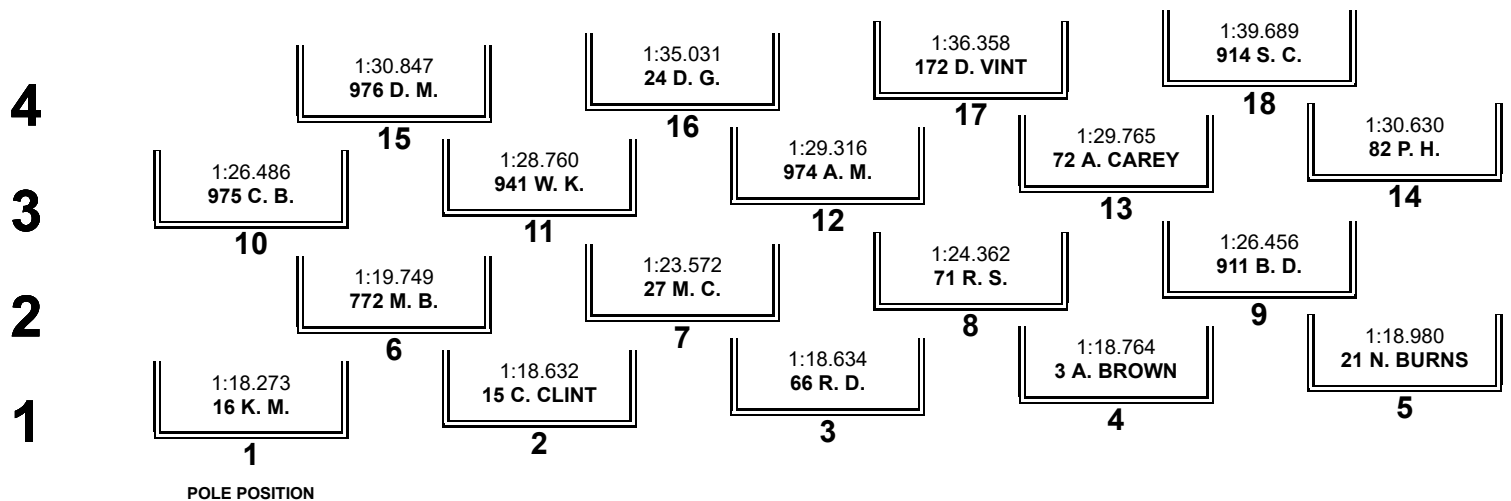
SUPERSPORT 300 / Mid-Antrim 150 MOTO-ONE

Bishopscourt National 1.824 miles

R4: Floors Restored Race Three

17/07/2022 10:50

Race (8 Laps)



Promoted by Mid Antrim 150 Club

Orbits

Provisional result to be confirmed by the Stewards of the Meeting subject to the completion of technical inspections and the time limit for protests  
MCUI (Ulster Centre) Timing @ [www.elaps-timing.com](http://www.elaps-timing.com)





# NEIL & DONNY ROBINSON MEMORIAL RACES



## USBK R5 - Bishopscourt National

Sorted on Laps

**SUPERSPORT 300 / Mid-Antrim 150 MOTO-ONE**

**Bishopscourt National 1.824 miles**

**R4: Floors Restored Race Three**

**17/07/2022 10:50**

**Race (8 Laps) started at 11:13:04**

Pos	Class	No.	Name	T	Machine	Sponsor	Laps	Total Tm	Diff	Gap	Avg. Speed	Best Tm	Best Speed	In Lap
<b>MONE</b>														
1	MONE	71	Ruben SHERMAN-BOYD		Tianda 300	Team Wood Academy	8	11:27.623			76.395	1:24.193	77.992	2
2	MONE	975	Cory BARRON		Tianda 300	Team Wood Academy	8	11:46.660	19.037	19.037	74.337	1:25.799	76.532	3
3	MONE	941	Warren KNOWLES		Yamaha 300	Team WW Racing	8	11:56.565	28.942	9.905	73.310	1:27.438	75.098	7
4	MONE	974	Alex McCALMONT		Kawasaki 300		8	11:56.946	29.323	0.381	73.271	1:27.706	74.868	5
5	MONE	82	Paul HANRATTY		Kawasaki 300		7	10:48.066	1 Lap	1 Lap	70.926	1:30.831	72.292	4
6	MONE	976	Dylan McCRORY		Yamaha 300		7	11:07.017	1 Lap	18.951	68.911	1:33.819	69.990	7
7	MONE	24	Dean GRAHAM		Kawasaki 300		7	11:13.696	1 Lap	6.679	68.228	1:33.419	70.290	7
8	MONE	172	Daire VINT		Aprilia 125	DVR/Tels	7	11:17.235	1 Lap	3.539	67.871	1:34.638	69.384	6
9	MONE	914	Sammy-Jo CROSSETT		Kawasaki 250		7	12:04.657	1 Lap	47.422	63.430	1:41.902	64.438	2
Not classified														
DNF	MONE	911	Bailey DOBSON		Tianda 300	IMC Scholarship	5	7:21.221	DNF		74.412	1:26.579	75.843	2
<b>SS300</b>														
1	SS300	66	Rossi DOBSON		Yamaha 300	Towers Services/Trackart	8	10:38.584			82.262	1:18.109	84.067	8
2	SS300	3	Adam BROWN		Kawasaki 400	DWC	8	10:38.832	0.248	0.248	82.230	1:17.950	84.239	8
3	SS300	772	Martin BURNETT		Yamaha 300	Zakado Racing	8	10:40.110	1.526	1.278	82.066	1:18.470	83.680	7
4	SS300	15	Callum CLINT		Kawasaki 400		8	10:40.817	2.233	0.707	81.975	1:18.860	83.267	5
5	SS300	16	Kai McCLINTOCK		Kawasaki 400	Studio 16	8	10:45.096	6.512	4.279	81.432	1:19.236	82.871	4
6	SS300	21	Nicky BURNS		Kawasaki 400	Rite Price/Burns Flooring	8	10:45.324	6.740	0.228	81.403	1:19.371	82.730	7
7	SS300	27	Mark CAREY		Yamaha 300		8	11:14.806	36.222	29.482	77.846	1:22.967	79.145	3
8	SS300	72	Adam CAREY		Yamaha 300		7	10:44.969	1 Lap	1 Lap	71.267	1:28.925	73.842	3

### Announcements

Weather: Sunny / Track: Dry

SS300 90% = 74.036 / MONE 90% = 68.756

Margin of Victory	Avg. Speed	Best Lap Tm	Best Speed	Best Lap by
0.248	82.262	1:17.950	84.239	3 - Adam BROWN

Promoted by Mid Antrim 150 Club

Orbits

Provisional result to be confirmed by the Stewards of the Meeting subject to the completion of technical inspections and the time limit for protests

MCUI (Ulster Centre) Timing @ [www.elaps-timing.com](http://www.elaps-timing.com)

Printed: 17/07/2022 11:26:14





# NEIL & DONNY ROBINSON MEMORIAL RACES



## USBK R5 - Bishopscourt National

SUPERSPORT 300 / Mid-Antrim 150 MOTO-ONE

Bishopscourt National 1.824 miles

R4: Floors Restored Race Three

17/07/2022 10:50

Race (8 Laps) started at 11:13:04

<b>(66) Rossi DOBSON</b>			<b>(21) Nicky BURNS</b>			<b>(974) Alex McCALMONT</b>			<b>(172) Daire VINT</b>		
1	1:27.039	+8.930	1	1:26.823	+7.452	1	1:37.435	+9.729	1	1:43.880	+9.242
2	1:19.238	+1.129	2	1:19.786	+0.415	2	1:28.967	+1.261	2	1:36.330	+1.692
3	1:18.774	+0.665	3	1:19.554	+0.183	3	1:28.663	+0.957	3	1:35.866	+1.228
4	1:18.840	+0.731	4	1:20.551	+1.180	4	1:28.791	+1.085	4	1:35.875	+1.237
5	1:18.768	+0.659	5	1:19.693	+0.322	5	1:27.706		5	1:35.363	+0.725
6	1:19.466	+1.357	6	1:20.060	+0.689	6	1:28.337	+0.631	6	1:34.638	
7	1:18.350	+0.241	7	1:19.371		7	1:28.003	+0.297	7	1:35.283	+0.645
8	1:18.109		8	1:19.486	+0.115	8	1:29.044	+1.338	<b>(914) Sammy-Jo CROSSETT</b>		
<b>(3) Adam BROWN</b>			<b>(27) Mark CAREY</b>			<b>(72) Adam CAREY</b>			1 1:47.555 +5.653		
1	1:25.642	+7.692	1	1:29.651	+6.684	1	1:38.516	+9.591	2	1:41.902	
2	1:19.828	+1.878	2	1:23.469	+0.502	2	1:31.232	+2.307	3	1:42.836	+0.934
3	1:18.946	+0.996	3	1:22.967		3	1:28.925		4	1:43.311	+1.409
4	1:19.302	+1.352	4	1:23.050	+0.083	4	1:28.991	+0.066	5	1:42.939	+1.037
5	1:18.502	+0.552	5	1:23.893	+0.926	5	1:29.440	+0.515	6	1:43.530	+1.628
6	1:19.425	+1.475	6	1:23.870	+0.903	6	1:30.697	+1.772	7	1:42.584	+0.682
7	1:19.237	+1.287	7	1:24.261	+1.294	7	1:37.168	+8.243	<b>(911) Bailey DOBSON</b>		
8	1:17.950		8	1:23.645	+0.678	<b>(82) Paul HANRATTY</b>			1	1:32.041	+5.462
<b>(772) Martin BURNETT</b>			<b>(71) Ruben SHERMAN-BOYD</b>			1 1:38.267 +7.436			2	1:26.579	
1	1:26.274	+7.804	1	1:30.095	+5.902	2	1:31.383	+0.552	3	1:27.005	+0.426
2	1:19.425	+0.955	2	1:24.193		3	1:31.367	+0.536	4	1:27.455	+0.876
3	1:19.002	+0.532	3	1:25.152	+0.959	4	1:30.831		5	1:28.141	+1.562
4	1:18.772	+0.302	4	1:25.728	+1.535	5	1:31.358	+0.527	<b>(976) Dylan McCRORY</b>		
5	1:19.148	+0.678	5	1:25.746	+1.553	6	1:32.942	+2.111	1	1:39.780	+5.961
6	1:19.985	+1.515	6	1:25.709	+1.516	7	1:31.918	+1.087	2	1:34.194	+0.375
7	1:18.470		7	1:25.206	+1.013	<b>(24) Dean GRAHAM</b>			3	1:36.171	+2.352
8	1:19.034	+0.564	8	1:25.794	+1.601	1	1:43.964	+10.545	4	1:34.303	+0.484
<b>(15) Callum CLINT</b>			<b>(975) Cory BARRON</b>			2	1:34.194	+0.375	5	1:34.865	+1.046
1	1:25.325	+6.465	1	1:33.607	+7.808	3	1:36.171	+2.352	6	1:33.885	+0.066
2	1:19.698	+0.838	2	1:26.354	+0.555	4	1:34.303	+0.484	7	1:33.819	
3	1:18.944	+0.084	3	1:25.799		5	1:34.865	+1.046	<b>(16) Kai McCLINTOCK</b>		
4	1:19.166	+0.306	4	1:26.623	+0.824	6	1:33.885	+0.066	1	1:26.433	+7.197
5	1:18.860		5	1:27.440	+1.641	7	1:33.819		2	1:19.706	+0.470
6	1:20.311	+1.451	6	1:27.663	+1.864	<b>(941) Warren KNOWLES</b>			3	1:20.131	+0.895
7	1:19.096	+0.236	7	1:29.750	+3.951	1	1:34.673	+7.235	4	1:19.236	
8	1:19.417	+0.557	8	1:29.424	+3.625	2	1:27.923	+0.485	5	1:19.336	+0.100
<b>(16) Kai McCLINTOCK</b>			1 1:34.673 +7.235			3	1:29.390	+1.952	6	1:20.236	+1.000
1	1:26.433	+7.197	2	1:27.923	+0.485	4	1:29.675	+2.237	7	1:19.556	+0.320
2	1:19.706	+0.470	3	1:29.390	+1.952	5	1:29.815	+2.377	<b>(976) Dylan McCRORY</b>		
3	1:20.131	+0.895	4	1:29.675	+2.237	6	1:34.360	+0.941	1	1:39.780	+5.961
4	1:19.236		5	1:29.815	+2.377	7	1:33.419		2	1:34.194	+0.375
5	1:19.336	+0.100	6	1:28.834	+1.396	<b>(24) Dean GRAHAM</b>			3	1:35.857	+2.438
6	1:20.236	+1.000				1	1:43.964	+10.545	4	1:35.099	+1.680
7	1:19.556	+0.320				2	1:35.641	+2.222	5	1:35.356	+1.937

Promoted by Mid Antrim 150 Club

Orbits

Provisional result to be confirmed by the Stewards of the Meeting subject to the completion of technical inspections and the time limit for protests  
MCUI (Ulster Centre) Timing @ [www.elaps-timing.com](http://www.elaps-timing.com)



Printed: 17/07/2022 11:26:38



# NEIL & DONNY ROBINSON MEMORIAL RACES



## USBK R5 - Bishopscourt National

Sorted on Laps

**SUPERSPORT 300 / Mid-Antrim 150 MOTO-ONE**

**Bishopscourt National 1.824 miles**

**R12: Floors Restored Race Four Amended 2**

**17/07/2022 14:45**

**Race (10 Laps) started at 15:19:47**

Pos	Class	No.	Name	T	Machine	Sponsor	Laps	Total Tm	Diff	Gap	Avg. Speed	Best Tm	Best Speed	In Lap
<b>MONE</b>														
1	MONE	71	Ruben SHERMAN-BOYD		Tianda 300	Team Wood Academy	10	14:20.286			76.328	1:24.636	77.584	2
2	MONE	941	Warren KNOWLES		Yamaha 300	Team WW Racing	9	13:22.433	1 Lap	1 Lap	73.648	1:27.535	75.015	9
3	MONE	974	Alex McCALMONT		Kawasaki 300		9	13:32.332	1 Lap	9.899	72.751	1:28.496	74.200	8
4	MONE	82	Paul HANRATTY		Kawasaki 300		9	13:47.944	1 Lap	15.612	71.379	1:29.670	73.229	9
5	MONE	976	Dylan McCRORY		Yamaha 300		9	14:20.324	1 Lap	32.380	68.692	1:33.920	69.915	4
6	MONE	24	Dean GRAHAM		Kawasaki 300		9	14:29.474	1 Lap	9.150	67.969	1:35.404	68.827	4
7	MONE	172	Daire VINT		Aprilia 125	DVR/Tels	9	14:51.937	1 Lap	22.463	66.258	1:36.697	67.907	4
8	MONE	914	Sammy-Jo CROSSETT		Kawasaki 250		8	14:04.183	2 Laps	1 Lap	62.227	1:42.534	64.041	4
Not classified														
DNS	MONE	911	Bailey DOBSON		Tianda 300	IMC Scholarship		0.000	DNS	8 Laps	-	-	-	0
DNS	MONE	975	Cory BARRON		Tianda 300	Team Wood Academy		0.000	DNS		-	-	-	0
<b>SS300</b>														
1	SS300	16	Kai McClINTOCK		Kawasaki 400	Studio 16	10	13:18.534			82.231	1:18.436	83.717	9
2	SS300	66	Rossi DOBSON		Yamaha 300	Towers Services/Trackart	10	13:18.856	0.322	0.322	82.198	1:18.180	83.991	9
3	SS300	772	Martin BURNETT		Yamaha 300	Zakado Racing	10	13:29.753	11.219	10.897	81.091	1:18.979	83.141	4
4	SS300	27	Mark CAREY		Yamaha 300		10	14:07.958	49.424	38.205	77.438	1:23.244	78.881	2
5	SS300	72	Adam CAREY		Yamaha 300		9	13:48.191	1 Lap	1 Lap	71.357	1:29.326	73.511	9
Not classified														
DNF	SS300	15	Callum CLINT		Kawasaki 400		5	6:43.071	DNF		81.455	1:19.227	82.881	3
DNF	SS300	21	Nicky BURNS		Kawasaki 400	Rite Price/Burns Flooring	5	6:43.445	DNF		81.379	1:18.791	83.339	4
DNF	SS300	3	Adam BROWN		Kawasaki 400	DWC	4	6:11.825	DNF		70.640	1:19.382	82.719	2

### Announcements

Weather: Bright / Track: Dry  
 SS300 90% = 74.008 / MONE 90% = 68.695  
 No 27 - TRANSPONDER STOPPED WORKING AFTER 6 LAPS  
 Nos 15 & 16 - excluded following technical inspection  
 22/09/2022 : Nos 15 & 16 - exclusion overturned

Margin of Victory	Avg. Speed	Best Lap Tm	Best Speed	Best Lap by
0.322	82.231	1:18.180	83.991	66 - Rossi DOBSON

Promoted by Mid Antrim 150 Club

Orbits

Provisional result to be confirmed by the Stewards of the Meeting subject to the completion of technical inspections and the time limit for protests  
 MCUI (Ulster Centre) Timing @ [www.elaps-timing.com](http://www.elaps-timing.com)

*R. Agnew*



Printed: 23/09/2022 20:59:43





# NEIL & DONNY ROBINSON MEMORIAL RACES



## USBK R5 - Bishopscourt National

SUPERSPORT 300 / Mid-Antrim 150 MOTO-ONE

Bishopscourt National 1.824 miles

R12: Floors Restored Race Four Amended 2

17/07/2022 14:45

Race (10 Laps) started at 15:19:47

(16) Kai McCLINTOCK			(71) Ruben SHERMAN-BOYD			4			5			(15) Callum CLINT		
1	1:25.677	+7.241	1	1:29.799	+5.163	4	1:31.750	+2.424	5	1:30.631	+1.305	1	1:25.233	+6.006
2	1:19.277	+0.841	2	1:24.636		5	1:30.631	+1.305	6	1:31.417	+2.091	2	1:19.450	+0.223
3	1:19.968	+1.532	3	1:24.711	+0.075	6	1:31.417	+2.091	7	1:31.713	+2.387	3	1:19.227	
4	1:18.511	+0.075	4	1:25.416	+0.780	7	1:31.713	+2.387	8	1:31.254	+1.928	4	1:19.251	+0.024
5	1:19.295	+0.859	5	1:25.977	+1.341	8	1:31.254	+1.928	9	1:29.326		5	1:19.910	+0.683
6	1:19.403	+0.967	6	1:25.859	+1.223	9	1:29.326		(976) Dylan McCRORY			(21) Nicky BURNS		
7	1:19.045	+0.609	7	1:25.616	+0.980	1	1:40.850	+6.930	1	1:40.850	+6.930	1	1:26.119	+7.328
8	1:19.511	+1.075	8	1:25.860	+1.224	2	1:34.829	+0.909	2	1:34.829	+0.909	2	1:19.472	+0.681
9	1:18.436		9	1:25.879	+1.243	3	1:34.349	+0.429	3	1:34.349	+0.429	3	1:19.397	+0.606
10	1:19.411	+0.975	10	1:26.533	+1.897	4	1:33.920		4	1:33.920		4	1:18.791	
(66) Rossi DOBSON			(941) Warren KNOWLES			5	1:35.411	+1.491	5	1:35.411	+1.491	5	1:19.666	+0.875
1	1:25.543	+7.363	1	1:33.773	+6.238	6	1:35.471	+1.551	6	1:35.471	+1.551	(3) Adam BROWN		
2	1:19.328	+1.148	2	1:28.328	+0.793	7	1:35.149	+1.229	7	1:35.149	+1.229	1	1:26.468	+7.086
3	1:19.347	+1.167	3	1:28.778	+1.243	8	1:35.167	+1.247	8	1:35.167	+1.247	2	1:19.382	
4	1:18.676	+0.496	4	1:28.939	+1.404	9	1:35.178	+1.258	9	1:35.178	+1.258	3	1:20.578	+1.196
5	1:19.901	+1.721	5	1:29.030	+1.495	(24) Dean GRAHAM			1	1:44.081	+8.677	4	2:05.397	+46.015
6	1:19.585	+1.405	6	1:28.715	+1.180	1	1:44.081	+8.677	2	1:35.849	+0.445			
7	1:18.717	+0.537	7	1:28.611	+1.076	2	1:35.849	+0.445	3	1:35.607	+0.203			
8	1:19.808	+1.628	8	1:28.724	+1.189	3	1:35.607	+0.203	4	1:35.404				
9	1:18.180		9	1:27.535		4	1:35.404		5	1:35.839	+0.435			
10	1:19.771	+1.591	(974) Alex McCALMONT			5	1:35.839	+0.435	6	1:35.544	+0.140			
(772) Martin BURNETT			1	1:36.101	+7.605	6	1:35.544	+0.140	7	1:35.860	+0.456			
1	1:26.217	+7.238	2	1:29.069	+0.573	7	1:35.860	+0.456	8	1:35.692	+0.288			
2	1:18.991	+0.012	3	1:28.535	+0.039	8	1:35.692	+0.288	9	1:35.598	+0.194			
3	1:19.989	+1.010	4	1:28.617	+0.121	(172) Daire VINT			1	1:43.964	+7.267			
4	1:18.979		5	1:29.239	+0.743	1	1:43.964	+7.267	2	1:37.276	+0.579			
5	1:19.510	+0.531	6	1:28.858	+0.362	2	1:37.276	+0.579	3	1:37.058	+0.361			
6	1:20.878	+1.899	7	1:28.843	+0.347	3	1:37.058	+0.361	4	1:36.697				
7	1:20.595	+1.616	8	1:28.496		4	1:36.697		5	1:39.562	+2.865			
8	1:21.230	+2.251	9	1:34.574	+6.078	5	1:39.562	+2.865	6	1:39.546	+2.849			
9	1:21.642	+2.663	(82) Paul HANRATTY			6	1:39.546	+2.849	7	1:39.272	+2.575			
10	1:21.722	+2.743	1	1:37.806	+8.136	7	1:39.272	+2.575	8	1:38.797	+2.100			
(27) Mark CAREY			2	1:31.988	+2.318	8	1:38.797	+2.100	9	1:39.765	+3.068			
1	1:29.361	+6.117	3	1:32.145	+2.475	(914) Sammy-Jo CROSSETT			1	1:51.032	+8.498			
2	1:23.244		4	1:31.372	+1.702	1	1:51.032	+8.498	2	1:44.684	+2.150			
3	1:23.681	+0.437	5	1:30.871	+1.201	2	1:44.684	+2.150	3	1:45.512	+2.978			
4	1:23.852	+0.608	6	1:31.258	+1.588	3	1:45.512	+2.978	4	1:42.534				
5	1:23.852	+0.608	7	1:31.135	+1.465	4	1:42.534		5	1:45.117	+2.583			
6	1:24.704	+1.460	8	1:31.699	+2.029	5	1:45.117	+2.583	6	1:43.641	+1.107			
7	1:25.041	+1.797	9	1:29.670		6	1:43.641	+1.107	7	1:46.429	+3.895			
8	1:24.558	+1.314	(72) Adam CAREY			7	1:46.429	+3.895	8	1:45.234	+2.700			
9	1:24.802	+1.558	1	1:39.123	+9.797									
10	1:24.863	+1.619	2	1:30.947	+1.621									
			3	1:32.030	+2.704									

Promoted by Mid Antrim 150 Club

Provisional result to be confirmed by the Stewards of the Meeting subject to the completion of technical inspections and the time limit for protests  
MCUI (Ulster Centre) Timing @ [www.elaps-timing.com](http://www.elaps-timing.com)

Printed: 23/09/2022 21:00:24



Orbits



**USBK - MOTO-ONE - MID-ANTRIM 150 CLUB**

2022

Pos	No.	Name	Total	Diff	Gap	#1		#2		#3		#4		#5			
						R1	R2	R1	R2	R1	R2	R1	R2	R1	R2	R3	R4
1	71	Ruben SHERMAN-BOYD	295	0	0	25	20	25	25	25	25	25	25	25	25	25	25
2	975	Cory BARRON	160	135	135	11	11	10	11	13	16	16	16	20	16	20	x
3	911	Bailey DOBSON	148	147	12	16	16	16	20	20	x	20	20	x	20	x	x
4	82	Paul HANRATTY	138	157	10	13	13	11	10	11	13	13	10	10	10	11	13
5	974	Alex McCALMONT	136	159	2	10	10	9	9	10	11	11	13	13	11	13	16
6	941	Warren KNOWLES	121	174	15	x	x	8	8	9	10	10	11	16	13	16	20
7	6	Robert ONEILL	117	178	4	20	25	20	16	16	20	x	x	x	x	x	x
8	24	Dean GRAHAM	97	198	20	8	7	6	5	8	9	9	9	9	8	9	10
9	914	Sammy-Jo CROSSETT	73	222	24	7	9	x	7	7	7	x	8	7	6	7	8
10	172	Daire VINT	70	225	3	9	8	7	6	x	8	x	x	8	7	8	9
11	976	Dylan McCRORY	67	228	3	x	x	13	13	x	x	x	x	11	9	10	11

**Event Legend**

#1	02/04/2022	USBK R1 - Bishops court National	#4	04/06/2022	USBK R4 - Kirkistown
#2	16/04/2022	USBK R2 - Bishops court National	#5	16/07/2022	USBK R5 - Bishops court National
#3	18/04/2022	USBK R3 - Kirkistown			

Championship Standings of USBK - SUPERSPORT 300

Printed:: 23/09/2022 21:07:58

**USBK - SUPERSPORT 300**

2022

Pos	No.	Name	Total	Diff	Gap	#1		#2		#3		#4		#5			
						R1	R2	R1	R2	R1	R2	R1	R2	R1	R2	R3	R4
1	16	Kai McClINTOCK	276	0	0	25	25	25	25	20	25	25	20	25	25	11	25
2	3	Adam BROWN	157	119	119	x	x	20	11	25	20	20	25	x	16	20	x
3	772	Martin BURNETT	152	124	5	13	16	13	16	13	13	13	13	x	10	16	16
4	15	Callum CLINT	148	128	4	20	20	x	20	11	11	10	10	20	13	13	x
5	21	Nicky BURNS	146	130	2	16	13	16	13	16	16	11	11	13	11	10	x
6	66	Rossi DOBSON	113	163	33	x	x	x	x	x	x	16	16	16	20	25	20
7	72	Adam CAREY	39	237	74	x	x	x	x	x	x	x	x	11	9	8	11
8	27	Mark CAREY	22	254	17	x	x	x	x	x	x	x	x	x	x	9	13
9	5	R J WOOLSEY	20	256	2	x	x	x	x	10	10	x	x	x	x	x	x

**Event Legend**

#1	02/04/2022	USBK R1 - Bishops court National	#4	04/06/2022	USBK R4 - Kirkistown
#2	16/04/2022	USBK R2 - Bishops court National	#5	16/07/2022	USBK R5 - Bishops court National
#3	18/04/2022	USBK R3 - Kirkistown			