



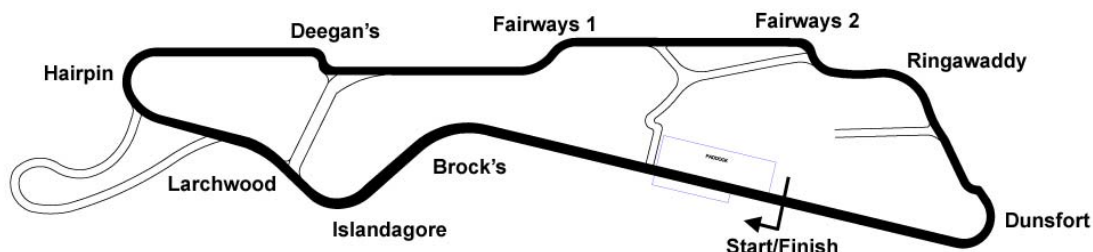
**at Bishopscourt
Saturday 2nd April 2022**

**promoted by
Temple Motorcycle & Athletic Club
www.templemotorcycleclub.com**

**MOTO 3 (125cc GP)
&
LIGHTWEIGHT SUPERSPORT
&
250GP / CLASSIC GP**



Bishops court National Circuit 1.824 miles



LAP RECORDS at the start of the meeting

Class	Rider	Machine	m	s	mph	Date
Moto-ONE	Jonny Campbell	Kawasaki 300	1	19.552	82.542	18-08-18
Supersport 300	Cameron Dawson	Kawasaki 400	1	16.427	85.917	07-08-21
125cc GP	Nigel Percy	Honda	1	13.913	88.840	21-10-07
Moto 3	Richard Kerr	KTM 250	1	13.640	89.169	22-10-16
250cc GP	Mark Hanna	Honda	1	11.963	91.247	16-10-10
Lightweight Supersport	Gary McCoy	Yamaha 400	1	14.021	88.710	18-08-18
Supermono	Dave Walsh	Kramer 690	1	17.811	84.389	18-07-21
Production Twin	Eunan McGlinchey	Suzuki 650	1	12.117	91.052	20-08-17
SuperTwin	Eunan McGlinchey	Kawasaki 650	1	10.252	93.469	20-10-18
Pre-Injection 600	Steven Titterington	Yamaha 600	1	11.917	91.305	19-09-15
Pre-Injection 1000	Andrew Brady	Yamaha 1000	1	12.154	91.005	18-09-21
Supersport	Glenn Irwin	Kawasaki	1	07.474	97.317	25-10-14
Supersport Cup	Eunan McGlinchey	Suzuki	1	09.259	94.809	17-09-17
Superbike	Christian Iddon	BMW	1	05.223	100.676	22-10-16
Superbike Cup	Gary McCoy	Suzuki	1	09.123	94.996	22-10-18
Classic 250cc	Brian Mateer	Suzuki	1	25.419	76.873	16-09-18
Classic 350cc	James Conroy	Honda	1	23.114	79.005	15-04-17
Classic 500cc	Alex Conroy	Honda	1	24.275	77.916	19-04-14
Classic 1000cc	Stephen McKeown	Triumph 750	1	23.210	78.914	18-09-21
Classic GP 250cc	Barry Davidson	Yamaha	1	18.628	83.512	15-04-17
Classic GP 350cc	Gareth Keys	Yamaha	1	15.588	86.871	21-07-18



USBK R1 - Bishopscourt National

Sorted on best lap time

MOTO 3/L-WEIGHT SUPERSPORT/250GP/CLASSIC GP Bishopscourt National 1.824 miles

Q4: Qualifying

02/04/2022 09:45

Practice started at 10:17:10

Pos	Class	No.	Name	T	Machine	Sponsor	Best Tm	Diff	Gap	Best Speed	In Lap	Laps	2nd Best
LWSS													
1	LWSS	232	Jack OLIVER		Kawasaki 400	TJR Racing	1:20.466			81.605	2	5	1:20.747
2	LWSS	119	Kris DUNCAN		Kawasaki 400	McCartney Racing	1:20.807	0.341	0.341	81.260	3	7	1:21.199
3	LWSS	11	Robert WADDELL		Kawasaki 400		1:21.804	1.338	0.997	80.270	7	11	1:22.512
4	LWSS	2	Alvin GRIFFIN		Kawasaki 400		1:23.333	2.867	1.529	78.797	10	11	1:23.600
5	LWSS	49	Graham McALEESE		Kawasaki 400	McKillop Motorcycles	1:24.249	3.783	0.916	77.940	7	9	1:25.088
6	LWSS	957	William MORRELL		Kawasaki 400		1:28.799	8.333	4.550	73.947	9	10	1:29.494
7	LWSS	21	Scott RUSSELL		Kawasaki 400		1:31.356	10.890	2.557	71.877	6	10	1:31.631
8	LWSS	943	Alan MAIRS		Kawasaki 400		1:32.261	11.795	0.905	71.172	7	10	1:32.713
9	LWSS	41	Robbie KIERAN		Honda 400	RRR	1:37.326	16.860	5.065	67.468	9	9	1:38.536
10	LWSS	6	Robert O'NEILL		Aprilia 450		1:44.215	23.749	6.889	63.008	3	5	1:44.569
11	LWSS	77	Graham McLAUGHLIN		Kawasaki 400		1:51.486	31.020	7.271	58.899	2	4	1:53.859
M3													
1	M3	8	Ross MOORE		Honda 250	Bob Wylie Racing	1:23.127			78.992	10	11	1:23.361
2	M3	71	Ruben SHERMAN-BOYD		Honda 250	Team Boyd	1:23.199	0.072	0.072	78.924	9	11	1:23.608
3	M3	65	Alexander ROWAN		Honda 250		1:23.943	0.816	0.744	78.225	8	11	1:24.275
4	M3	22	Kai McCLINTOCK		Honda 250	RHK Racing	1:24.312	1.185	0.369	77.882	9	10	1:24.448
5	M3	916	Jack BURROWS		Honda 250		1:24.339	1.212	0.027	77.857	11	11	1:25.777
6	M3	49	Malcolm LOVE		Honda 250	CB Racing	1:25.387	2.260	1.048	76.902	8	8	1:26.676
7	M3	911	Bailey DOBSON		Honda 250		1:28.729	5.602	3.342	74.005	9	10	1:28.897

Announcements

NUMBER CLASH - 2 x 49 - Malcolm LOVE PLEASE USE 149

Weather: Bright / Track: Dry

Promoted by Temple Motor Cycle and Athletic Club

Provisional result to be confirmed by the Stewards of the Meeting subject to the completion of technical inspections and the time limit for protests

MCUI (Ulster Centre) Timing @ www.elaps-timing.com

Printed: 02/04/2022 10:35:38



Orbits



USBK R1 - Bishopscourt National

MOTO 3/L-WEIGHT SUPERSPORT/250GP/CLASSIC GP Bishopscourt National 1.824 miles

Q4: Qualifying

02/04/2022 09:45

Practice started at 10:17:10

(232) Jack OLIVER	6	1:24.276	+1.077	5	1:27.006	+2.694	7	1:31.345	+2.546
	7	1:24.853	+1.654	6	1:25.259	+0.947	8	1:29.889	+1.090
	8	1:24.773	+1.574	7	1:25.492	+1.180	9	1:28.799	
	9	1:23.199		8	1:24.448	+0.136	10	1:29.589	+0.790
	10	1:31.496	+8.297	9	1:24.312				
	11	1:23.608	+0.409	10	1:25.126	+0.814			
							(21) Scott RUSSELL		
							1		
							2	1:36.358	+5.002
							3	1:34.345	+2.989
							4	1:31.969	+0.613
							5	1:32.195	+0.839
							6	1:31.356	
							7	1:31.677	+0.321
							8	1:32.485	+1.129
							9	1:31.631	+0.275
							10	1:32.667	+1.311
(119) Kris DUNCAN	(2) Alvin GRIFFIN			(916) Jack BURROWS					
1	1			1					
2	2	1:28.494	+5.161	2	1:30.726	+6.387			
3	3	1:26.695	+3.362	3	1:27.716	+3.377			
4	4	1:24.947	+1.614	4	1:26.513	+2.174			
5	5	1:26.287	+2.954	5	1:26.836	+2.497			
6	6	1:25.788	+2.455	6	1:26.165	+1.826			
7	7	1:24.793	+1.460	7	1:25.827	+1.488			
8	8	1:25.651	+2.318	8	1:25.842	+1.503			
9	9	1:24.143	+0.810	9	1:25.777	+1.438			
10	10	1:23.333		10	1:26.534	+2.195			
11	11	1:23.600	+0.267	11	1:24.339				
							(943) Alan MAIRS		
							1		
							2	1:37.092	+4.831
							3	1:37.558	+5.297
							4	1:35.096	+2.835
							5	1:34.835	+2.574
							6	1:33.124	+0.863
							7	1:32.261	
							8	1:32.713	+0.452
							9	1:32.770	+0.509
							10	1:32.843	+0.582
(11) Robert WADDELL	(65) Alexander ROWAN			(49) Malcolm LOVE					
1	1			1					
2	2	1:30.201	+8.397	2	1:30.739	+5.352			
3	3	1:25.880	+4.076	3	1:29.221	+3.834			
4	4	1:25.936	+4.132	4	1:26.919	+1.532			
5	5	1:25.321	+3.517	5	1:27.897	+2.510			
6	6	1:22.735	+0.931	6	1:30.001	+4.614			
7	7	1:21.804		7	1:26.676	+1.289			
8	8	1:25.460	+3.656	8	1:25.387				
9	9	1:22.512	+0.708						
10	10	1:24.413	+2.609						
11	11	1:22.988	+1.184						
							(41) Robbie KIERAN		
							1		
							2	1:43.272	+5.946
							3	1:39.944	+2.618
							4	1:40.748	+3.422
							5	1:39.458	+2.132
							6	1:40.429	+3.103
							7	1:39.068	+1.742
							8	1:38.536	+1.210
							9	1:37.326	
(8) Ross MOORE	(49) Graham McALEESE			(911) Bailey DOBSON					
1	1			1					
2	2	1:30.170	+7.043	2	1:33.255	+4.526			
3	3	1:26.813	+3.686	3	1:31.880	+3.151			
4	4	1:25.105	+1.978	4	1:31.677	+2.948			
5	5	1:26.395	+3.268	5	1:31.915	+3.186			
6	6	1:23.865	+0.738	6	1:30.863	+2.134			
7	7	1:24.801	+1.674	7	1:29.701	+0.972			
8	8	1:24.032	+0.905	8	1:29.288	+0.559			
9	9	1:23.593	+0.466	9	1:28.729				
10	10	1:23.127		10	1:28.897	+0.168			
11	11	1:23.361	+0.234				(6) Robert O'NEILL		
							1		
							2	1:45.942	+1.727
							3	1:44.215	
							4	1:44.569	+0.354
							5	1:59.678	+15.463
(71) Ruben SHERMAN-BOYD	(22) Kai McCLINTOCK			(957) William MORRELL					
1	1			1					
2	2	1:28.459	+5.260	2	1:34.218	+5.419			
3	3	1:26.347	+3.148	3	1:32.058	+3.259			
4	4	1:24.383	+1.184	4	1:31.158	+2.359			
5	5	1:26.287	+3.088	5	1:31.240	+2.441			
				6	1:29.494	+0.695			
							(77) Graham McLAUGHLIN		
							1		

Promoted by Temple Motor Cycle and Athletic Club

Orbits

Provisional result to be confirmed by the Stewards of the Meeting subject to the completion of technical inspections and the time limit for protests
MCUI (Ulster Centre) Timing @ www.elaps-timing.com





USBK R1 - Bishopscourt National

MOTO 3/L-WEIGHT SUPERSPORT/250GP/CLASSIC GP Bishopscourt National 1.824 miles

Q4: Qualifying

02/04/2022 09:45

Practice started at 10:17:10

2	1:51.486	
3	1:53.859	+2.373
4	2:56.209	+1:04.723

Promoted by Temple Motor Cycle and Athletic Club

Provisional result to be confirmed by the Stewards of the Meeting subject to the completion of technical inspections and the time limit for protests
MCUI (Ulster Centre) Timing @ www.elaps-timing.com

Printed: 02/04/2022 10:36:44

Orbits






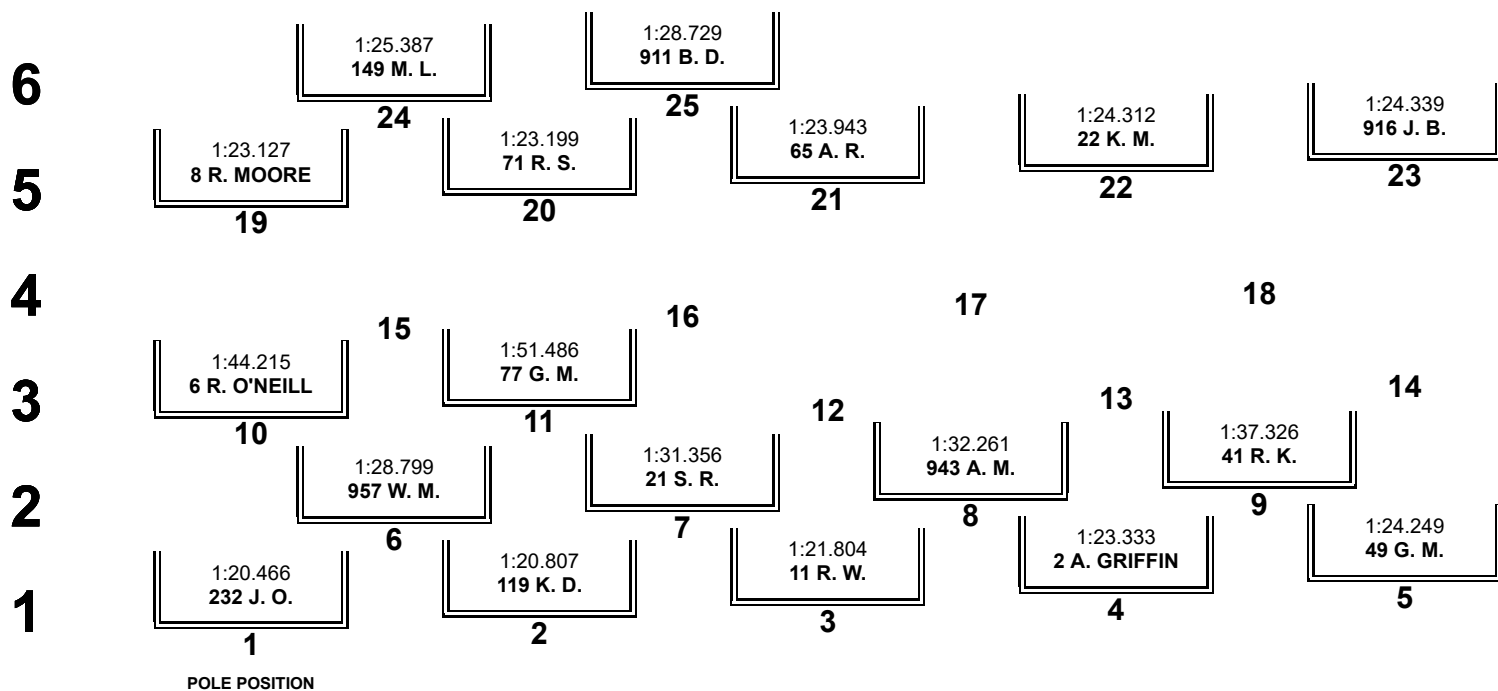
USBK R1 - Bishopscourt National

MOTO 3/L-WIGHT SUPERSPORT/250GP/CLASSIC GP Bishopscourt National 1.824 miles

R2: Race One

02/04/2022 11:35

Race (9 Laps)



Promoted by Temple Motor Cycle and Athletic Club

Orbits

Provisional result to be confirmed by the Stewards of the Meeting subject to the completion of technical inspections and the time limit for protests
MCUI (Ulster Centre) Timing @ www.elaps-timing.com





USBK R1 - Bishopscourt National

Sorted on Laps

MOTO 3/L-WEIGHT SUPERSPORT/250GP/CLASSIC GP Bishopscourt National 1.824 miles

R2: Race One

02/04/2022 11:35

Race (9 Laps) started at 12:54:34

Pos	Class	No.	Name	T	Machine	Sponsor	Laps	Total Tm	Diff	Gap	Avg. Speed	Best Tm	Best Speed	In Lap
LWSS														
1	LWSS	119	Kris DUNCAN		Kawasaki 400	McCartney Racing	9	11:36.836			84.808	1:16.269	86.095	5
2	LWSS	232	Jack OLIVER		Kawasaki 400	TJR Racing	9	11:39.478	2.642	2.642	84.488	1:16.429	85.915	6
3	LWSS	2	Alvin GRIFFIN		Kawasaki 400		9	11:47.713	10.877	8.235	83.505	1:17.234	85.020	6
4	LWSS	49	Graham McALEESE		Kawasaki 400	McKillop Motorcycles	9	12:01.701	24.865	13.988	81.887	1:18.418	83.736	3
5	LWSS	11	Robert WADDELL		Kawasaki 400		9	12:06.608	29.772	4.907	81.334	1:18.707	83.428	3
6	LWSS	943	Alan MAIRS		Kawasaki 400		9	12:54.686	1:17.850	48.078	76.286	1:23.951	78.217	5
7	LWSS	957	William MORRELL		Kawasaki 400		8	11:38.027	1 Lap	1 Lap	75.257	1:25.874	76.466	8
8	LWSS	41	Robbie KIERAN		Honda 400	RKR	8	12:12.409	1 Lap	34.382	71.724	1:27.456	75.082	6
Not classified														
DNF	LWSS	6	Robert O'NEILL		Aprilia 450		3	4:51.914	DNF		67.483	1:30.062	72.910	2
DNF	LWSS	21	Scott RUSSELL		Kawasaki 400				DNF		-	-	-	0
DNS	LWSS	77	Graham McLAUGHLIN		Kawasaki 400				DNS		-	-	-	0
M3														
1	M3	8	Ross MOORE		Honda 250	Bob Wylie Racing	9	11:57.131			82.408	1:17.716	84.492	8
2	M3	65	Alexander ROWAN		Honda 250		9	11:59.741	2.610	2.610	82.110	1:18.326	83.834	7
3	M3	916	Jack BURROWS		Honda 250		9	12:10.026	12.895	10.285	80.953	1:19.035	83.082	9
4	M3	71	Ruben SHERMAN-BOYD		Honda 250	Team Boyd	9	12:19.514	22.383	9.488	79.914	1:19.480	82.617	9
5	M3	22	Kai McCLINTOCK		Honda 250	RHK Racing	9	12:27.373	30.242	7.859	79.074	1:20.748	81.320	7
6	M3	911	Bailey DOBSON		Honda 250		8	11:29.521	1 Lap	1 Lap	76.185	1:24.009	78.163	4
Not classified														
DNF	M3	86	Nigel MOORE		Honda 250		6	8:32.015	DNF		76.948	1:21.078	80.989	3
DNF	M3	149	Malcolm LOVE		Honda 250	CB Racing	5	7:29.301	DNF		73.074	1:23.702	78.450	4

Announcements

No 22 - TRANSPONDER NOT DETECTED
 LWSS 90% = 76.327 / M3 90% = 74.167
 Weather: Bright / Track: Dry

Margin of Victory	Avg. Speed	Best Lap Tm	Best Speed	Best Lap by
2.642	84.808	1:16.269	86.095	119 - Kris DUNCAN

Promoted by Temple Motor Cycle and Athletic Club

Orbits

Provisional result to be confirmed by the Stewards of the Meeting subject to the completion of technical inspections and the time limit for protests
 MCUI (Ulster Centre) Timing @ www.elaps-timing.com



Printed: 02/04/2022 13:08:58



USBK R1 - Bishopscourt National

MOTO 3/L-WIGHT SUPERSPORT/250GP/CLASSIC GP Bishopscourt National 1.824 miles

R2: Race One

02/04/2022 11:35

Race (9 Laps) started at 12:54:34

(119) Kris DUNCAN			4	1:19.284	+0.958	9	1:19.480	5	1:30.433	+2.977	
1	1:22.410	+6.141	5	1:18.774	+0.448	6		6	1:27.456		
2	1:17.349	+1.080	6	1:18.550	+0.224	(22) Kai McCLINTOCK			7	1:29.282	+1.826
3	1:16.426	+0.157	7	1:18.326		1	1:44.115	+23.367	8	1:28.533	+1.077
4	1:16.442	+0.173	8	1:18.361	+0.035	2	1:24.130	+3.382	(86) Nigel MOORE		
5	1:16.269		9	1:18.801	+0.475	3	1:22.985	+2.237	1	1:43.043	+21.965
6	1:16.890	+0.621	(49) Graham McALEESE			4	1:22.211	+1.463	2	1:23.474	+2.396
7	1:16.496	+0.227	1	1:27.734	+9.316	5	1:21.638	+0.890	3	1:21.078	
8	1:16.649	+0.380	2	1:19.603	+1.185	6	1:21.190	+0.442	4	1:22.073	+0.995
9	1:17.905	+1.636	3	1:18.418		7	1:20.748		5	1:21.164	+0.086
(232) Jack OLIVER			4	1:18.503	+0.085	8	1:21.498	+0.750	6	1:21.183	+0.105
1	1:24.050	+7.621	5	1:19.332	+0.914	9	1:21.306	+0.558	(149) Malcolm LOVE		
2	1:17.377	+0.948	6	1:19.010	+0.592	(943) Alan MAIRS			1	1:43.268	+19.566
3	1:16.773	+0.344	7	1:19.108	+0.690	1	1:31.894	+7.943	2	1:24.546	+0.844
4	1:16.708	+0.279	8	1:20.026	+1.608	2	1:25.577	+1.626	3	1:24.112	+0.410
5	1:16.969	+0.540	9	1:19.967	+1.549	3	1:26.387	+2.436	4	1:23.702	
6	1:16.429		(11) Robert WADDELL			4	1:26.104	+2.153	5	1:46.121	+22.419
7	1:16.590	+0.161	1	1:25.998	+7.291	5	1:23.951		(6) Robert O'NEILL		
8	1:16.559	+0.130	2	1:20.776	+2.069	6	1:24.943	+0.992	1	1:37.079	+7.017
9	1:18.023	+1.594	3	1:18.707		7	1:25.582	+1.631	2	1:30.062	
(2) Alvin GRIFFIN			4	1:20.447	+1.740	8	1:25.862	+1.911	3	1:44.773	+14.711
1	1:25.932	+8.698	5	1:20.915	+2.208	9	1:24.386	+0.435	(911) Bailey DOBSON		
2	1:18.400	+1.166	6	1:20.129	+1.422	1	1:48.061	+24.052	1	1:48.061	+24.052
3	1:17.573	+0.339	7	1:19.877	+1.170	2	1:24.984	+0.975	2	1:24.984	+0.975
4	1:18.056	+0.822	8	1:20.208	+1.501	3	1:24.208	+0.199	3	1:24.208	+0.199
5	1:17.847	+0.613	9	1:19.551	+0.844	4	1:24.009		4	1:24.009	
6	1:17.234		(916) Jack BURROWS			5	1:24.324	+0.315	5	1:24.324	+0.315
7	1:17.299	+0.065	1	1:41.666	+22.631	6	1:24.620	+0.611	6	1:24.620	+0.611
8	1:17.733	+0.499	2	1:21.565	+2.530	7	1:25.435	+1.426	7	1:25.435	+1.426
9	1:17.639	+0.405	3	1:21.989	+2.954	8	1:26.328	+2.319	8	1:26.328	+2.319
(8) Ross MOORE			4	1:20.123	+1.088	(957) William MORRELL					
1	1:39.648	+21.932	5	1:19.978	+0.943	1	1:32.744	+6.870			
2	1:19.711	+1.995	6	1:19.751	+0.716	2	1:26.158	+0.284			
3	1:18.742	+1.026	7	1:19.231	+0.196	3	1:26.889	+1.015			
4	1:18.973	+1.257	8	1:19.136	+0.101	4	1:26.294	+0.420			
5	1:18.871	+1.155	9	1:19.035		5	1:26.001	+0.127			
6	1:19.129	+1.413	(71) Ruben SHERMAN-BOYD			6	1:27.258	+1.384			
7	1:18.542	+0.826	1	1:44.181	+24.701	7	1:26.809	+0.935			
8	1:17.716		2	1:23.680	+4.200	8	1:25.874				
9	1:18.247	+0.531	3	1:23.051	+3.571	(41) Robbie KIERAN					
(65) Alexander ROWAN			4	1:20.940	+1.460	1	1:39.690	+12.234			
1	1:41.031	+22.705	5	1:20.098	+0.618	2	1:33.288	+5.832			
2	1:19.789	+1.463	6	1:20.130	+0.650	3	1:32.563	+5.107			
3	1:19.273	+0.947	7	1:20.380	+0.900	4	1:31.164	+3.708			
			8	1:20.022	+0.542						

Promoted by Temple Motor Cycle and Athletic Club

Provisional result to be confirmed by the Stewards of the Meeting subject to the completion of technical inspections and the time limit for protests
MCUI (Ulster Centre) Timing @ www.elaps-timing.com

Printed: 02/04/2022 13:10:26



Orbits



USBK R1 - Bishopscourt National

Sorted on Laps

MOTO 3/L-WEIGHT SUPERSPORT/250GP/CLASSIC GP Bishopscourt National 1.824 miles

R10: Race Two Amended

02/04/2022 15:15

Race (6 Laps) started at 16:31:48

Pos	Class	No.	Name	T	Machine	Sponsor	Laps	Total Tm	Diff	Gap	Avg. Speed	Best Tm	Best Speed	In Lap
LWSS														
1	LWSS	232	Jack OLIVER		Kawasaki 400	TJR Racing	5	6:28.602			84.487	1:16.006	86.393	5
2	LWSS	119	Kris DUNCAN		Kawasaki 400	McCartney Racing	5	6:29.047	0.445	0.445	84.391	1:15.707	86.734	2
3	LWSS	2	Alvin GRIFFIN		Kawasaki 400		5	6:29.559	0.957	0.512	84.280	1:16.388	85.961	5
4	LWSS	49	Graham McALEESE		Kawasaki 400	McKillop Motorcycles	5	6:40.472	11.870	10.913	81.983	1:18.282	83.881	5
5	LWSS	11	Robert WADDELL		Kawasaki 400		5	6:42.456	13.854	1.984	81.579	1:19.010	83.108	5
6	LWSS	957	William MORRELL		Kawasaki 400		5	7:15.975	47.373	33.519	75.307	1:25.338	76.946	3
7	LWSS	943	Alan MAIRS		Kawasaki 400		5	7:16.445	47.843	0.470	75.226	1:25.549	76.756	2
8	LWSS	41	Robbie KIERAN		Honda 400	RKR	4	6:15.152	1 Lap	1 Lap	70.013	1:31.936	71.424	3
Not classified														
DNS	LWSS	21	Scott RUSSELL		Kawasaki 400			0.000	DNS	4 Laps	-	-	-	0
DNS	LWSS	6	Robert O'NEILL		Aprilia 450			0.000	DNS		-	-	-	0
DNS	LWSS	77	Graham McLAUGHLIN		Kawasaki 400			0.000	DNS		-	-	-	0
M3														
1	M3	8	Ross MOORE		Honda 250	Bob Wylie Racing	5	6:34.096			83.310	1:17.261	84.990	5
2	M3	65	Alexander ROWAN		Honda 250		5	6:35.930	1.834	1.834	82.924	1:17.871	84.324	5
3	M3	916	Jack BURROWS		Honda 250		5	6:42.045	7.949	6.115	81.663	1:18.563	83.581	5
4	M3	22	Kai McCLINTOCK		Honda 250	RHK Racing	5	6:48.130	14.034	6.085	80.445	1:19.891	82.192	4
5	M3	71	Ruben SHERMAN-BOYD		Honda 250	Team Boyd	5	6:49.152	15.056	1.022	80.244	1:19.337	82.766	5
6	M3	911	Bailey DOBSON		Honda 250		5	7:08.995	34.899	19.843	76.532	1:22.833	79.273	5
7	M3	149	Malcolm LOVE		Honda 250	CB Racing	5	7:14.821	40.725	5.826	75.507	1:25.478	76.820	3

Announcements

No 911 - TRANSPONDER NOT DETECTED

Weather: Sunny / Track: Dry

LWSS 90% = 76.038 / M3 90% = 74.979

Margin of Victory	Avg. Speed	Best Lap Tm	Best Speed	Best Lap by
0.445	84.487	1:15.707	86.734	119 - Kris DUNCAN

Promoted by Temple Motor Cycle and Athletic Club

Orbits

Provisional result to be confirmed by the Stewards of the Meeting subject to the completion of technical inspections and the time limit for protests

MCUI (Ulster Centre) Timing @ www.elaps-timing.com



Printed: 03/04/2022 19:30:36



USBK R1 - Bishopscourt National

MOTO 3/L-WIGHT SUPERSPORT/250GP/CLASSIC GP Bishopscourt National 1.824 miles

R10: Race Two Amended

02/04/2022 15:15

Race (6 Laps) started at 16:31:48

(232) Jack OLIVER

1	1:22.857	+6.851
2	1:16.846	+0.840
3	1:16.667	+0.661
4	1:16.226	+0.220
5	1:16.006	

(11) Robert WADDELL

1	1:24.514	+5.504
2	1:20.482	+1.472
3	1:19.017	+0.007
4	1:19.433	+0.423
5	1:19.010	

(41) Robbie KIERAN

1	1:39.001	+7.065
2	1:31.947	+0.011
3	1:31.936	
4	1:32.268	+0.332

(119) Kris DUNCAN

1	1:24.677	+8.970
2	1:15.707	
3	1:16.303	+0.596
4	1:16.148	+0.441
5	1:16.212	+0.505

(22) Kai McCLINTOCK

1	1:37.691	+17.800
2	1:20.413	+0.522
3	1:20.022	+0.131
4	1:19.891	
5	1:20.113	+0.222

(2) Alvin GRIFFIN

1	1:23.408	+7.020
2	1:16.645	+0.257
3	1:16.591	+0.203
4	1:16.527	+0.139
5	1:16.388	

(71) Ruben SHERMAN-BOYD

1	1:35.227	+15.890
2	1:22.952	+3.615
3	1:21.042	+1.705
4	1:20.594	+1.257
5	1:19.337	

(8) Ross MOORE

1	1:34.192	+16.931
2	1:17.778	+0.517
3	1:17.508	+0.247
4	1:17.357	+0.096
5	1:17.261	

(911) Bailey DOBSON

1	1:42.263	+19.430
2	1:24.947	+2.114
3	1:25.564	+2.731
4	1:23.388	+0.555
5	1:22.833	

(65) Alexander ROWAN

1	1:33.005	+15.134
2	1:18.820	+0.949
3	1:18.050	+0.179
4	1:18.184	+0.313
5	1:17.871	

(149) Malcolm LOVE

1	1:40.533	+15.055
2	1:26.466	+0.988
3	1:25.478	
4	1:25.931	+0.453
5	1:26.413	+0.935

(49) Graham McALEESE

1	1:25.401	+7.119
2	1:19.018	+0.736
3	1:19.186	+0.904
4	1:18.585	+0.303
5	1:18.282	

(957) William MORRELL

1	1:31.268	+5.930
2	1:26.892	+1.554
3	1:25.338	
4	1:26.088	+0.750
5	1:26.389	+1.051

(916) Jack BURROWS

1	1:34.920	+16.357
2	1:20.289	+1.726
3	1:19.284	+0.721
4	1:18.989	+0.426
5	1:18.563	

(943) Alan MAIRS

1	1:32.073	+6.524
2	1:25.549	
3	1:26.308	+0.759
4	1:26.065	+0.516
5	1:26.450	+0.901

Promoted by Temple Motor Cycle and Athletic Club

Provisional result to be confirmed by the Stewards of the Meeting subject to the completion of technical inspections and the time limit for protests
MCUI (Ulster Centre) Timing @ www.elaps-timing.com

Printed: 03/04/2022 19:31:07



Orbits

USBK - LIGHTWEIGHT SUPERSPORT

2022

Pos	No.	Name	Total	Diff	Gap	#1	
						R1	R2
1	232	Jack OLIVER	45	0	0	20	25
2	119	Kris DUNCAN	45	0	0	25	20
3	2	Alvin GRIFFIN	32	13	13	16	16
4	49	Graham McALEESE	26	19	6	13	13
5	11	Robert WADDELL	22	23	4	11	11
6	957	William MORRELL	19	26	3	9	10
7	943	Alan MAIRS	19	26	0	10	9
8	41	Robbie KIERAN	16	29	3	8	8

Event Legend

#1 02/04/2022 USBK R1 - Bishops court National

Championship Standings of USBK - MOTO 3 (125GP)

Printed:: 03/04/2022 19:39:44

USBK - MOTO 3 (125GP)

2022

Pos	No.	Name	Total	Diff	Gap	#1	
						R1	R2
1	8	Ross MOORE	50	0	0	25	25
2	65	Alexander ROWAN	40	10	10	20	20
3	916	Jack BURROWS	32	18	8	16	16
4	22	Kai McCLINTOCK	24	26	8	11	13
5	71	Ruben SHERMAN-BOYD	24	26	0	13	11
6	911	Bailey DOBSON	20	30	4	10	10
7	149	Malcolm LOVE	9	41	11	x	9

Event Legend

#1 02/04/2022 USBK R1 - Bishops court National