



Friday 28th & Saturday 29th June 2019

promoted by Enniskillen & District MCC

<https://enniskillenroadraces.co.uk/>

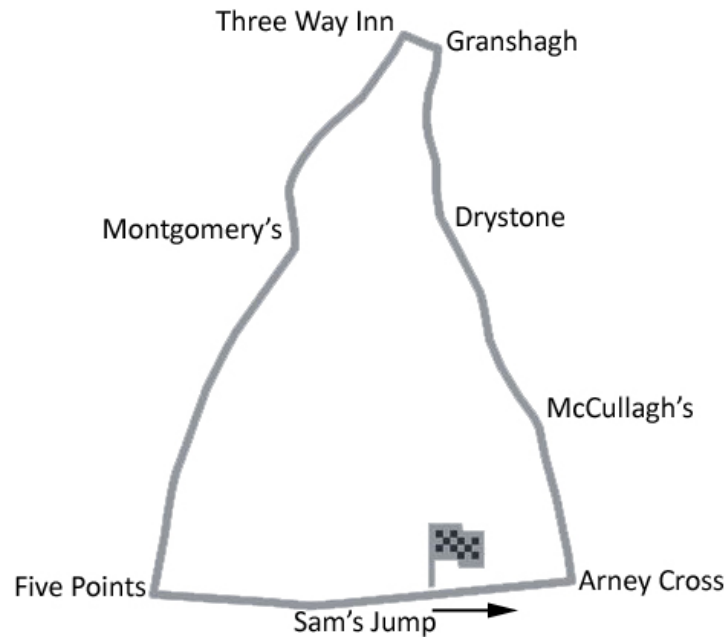
<https://en-gb.facebook.com/Enniskillen100/>



SENIOR SUPPORT



Arney Circuit 3.011 miles



LAP RECORDS at the start of the meeting

Class	Rider	Machine	m s	mph	Year
125cc	Kevin Fitzpatrick	Honda	2 04.259	87.234	2018
Moto 3	to be established				
Supersport 300	to be established				
250cc	John McAllister	Honda	2 18.120	78.480	2018
Lightweight Supersport	Paul Gartland	Kawasaki 400	2 03.606	87.695	2018
Supermono	to be established				
Supertwin	Derek McGee	Kawasaki	1 50.211	98.353	2018
Supersport	Derek McGee	Kawasaki	1 46.002	102.258	2018
Superbike	Derek McGee	Kawasaki	1 44.062	104.165	2018
Senior Support	Stephen McKeown	Triumph 675	1 53.691	95.343	2018
Junior Support	Darryl Anderson	Kawasaki 400	2 02.493	88.492	2018
Classic 1000cc	Richard Ford	Norton 920	2 09.781	83.522	2018
Classic 500cc	Barry Davidson	Honda	2 10.557	83.026	2018
Classic 350cc	Barry Davidson	Honda	2 13.824	80.999	2018
Classic 250cc	Brian Mateer	Suzuki	2 17.463	78.855	2018
Forgotten Era	to be established				

MOST WINS AT ENNISKILLEN ROAD RACE (including Enniskillen 100 1929–52)

Joe O'Neill	6	1931-35 (350-4, General Handicap-2)
Derek McGee	5	2018 (Supertwin – 1, Supersport – 2, Superbike – 2)
Gordon Burney	4	1929-30 (350-2, General Handicap-2)
J F Young	4	1932-33 (500-2, General Handicap-2)
Artie Bell	3	1937-39 (350-1, 500-1, General Handicap-1)

MOST WINS AT ALL IRISH ROAD RACE MEETINGS (after Kells Road Race 2019)

Ryan Farquhar	211	1995-16
Joey Dunlop	156	1971-00
Robert Dunlop	135	1980-08
William Dunlop	119	2005-17
Ray McCullough	109	1960-82
Phillip McCallen	109	1987-99
Michael Dunlop	102	2006-18
Brian Reid	78	1980-94
Darran Lindsay	74	1999-06
Barry Davidson	73	1998-19

ENNISKILLEN ROAD RACE

SENIOR SUPPORT

Qualifying


Friday, 28 June 2019



Pos	Class	No	Name	Machine / Sponsor	Time	Best Lap	Behind	Speed	On	Laps
Qualifying Classification										
1	SSEN	94	Darren KEYS	Suzuki 600 - Keys Racing	1:55.840			93.574	5	5
2	SSEN	83	Andy McALLISTER	Suzuki 750 - Mac Racing	1:56.448		0.608	93.085	3	5
3	SSEN	8	Darryl ANDERSON	Yamaha 600 - DK Racing	1:57.178		1.338	92.505	4	5
4	SSEN	4	Kevin BAKER	Kawasaki 600	1:59.440		3.600	90.754	2	5
5	SSEN	139	Dermot CLEARY	Yamaha 600	1:59.881		4.041	90.420	2	5
6	SSEN	74	Tommy HENRY	Yamaha 600 - H O'Kane Motors	2:01.620		5.780	89.127	4	5
7	SSEN	111	Noel SMITH	Kawasaki 600	2:02.279		6.439	88.646	4	5
8	SSEN	173	John ELLA	Triumph 675	2:02.335		6.495	88.606	5	5
9	SSEN	23	Stuart McCANN	Triumph 675 - MRE	2:02.446		6.606	88.526	2	5
10	SSEN	31	Robert CAIRNS	Suzuki 750	2:03.999		8.159	87.417	3	5
11	SSEN	142	Adrian HERATY	Yamaha 600 - Enniskillen Motorcycles	2:04.393		8.553	87.140	5	5
12	SSEN	60	George SCOTT	Honda 600	2:07.096		11.256	85.287	5	5
13	SSEN	11	John CAHILL	Suzuki 750	2:08.420		12.580	84.407	2	5
14	SSEN	140	Steven SMITH	Honda 600 - Patch Racing	2:08.834		12.994	84.136	5	5
15	SSEN	112	Martin CURRAMS	Honda 600 - www.alpha-group.ie	2:10.719		14.879	82.923	3	5
16	SSEN	179	James ROTHERY	Triumph 675 - Ambler Racing	2:16.886		21.046	79.187	3	5

Provisional result to be confirmed by the Stewards of the Meeting subject to completion of technical inspections & the time limit for protests

Page 1 / 1

Circuit	Arney	Signed	Organising Club	Enniskillen & D MCC
Length(miles)	3.0110	 Chief Timekeeper	Qualifying Started	16:29
Weather	Bright		Issued At:	16:45
Track	Dry			

ENNISKILLEN ROAD RACE

SENIOR SUPPORT

Qualifying

Friday, 28 June 2019

DETAILED RESULT



Qualifying Classification

Position

1 94 Darren KEYS

SSEN		Behind	
Best Time	1:55.840	Best Speed	93.574 On 5 Gp
Lap	Elapsed Time	Lap Time	Lap Speed
1	2:05.262	2:05.262	86.909
2	4:03.189	1:57.927	91.918
3	5:59.129	1:55.940	93.493
4	7:56.027	1:56.898	92.727
5	9:51.867	1:55.840	93.574

2 83 Andy McALLISTER

SSEN		Behind	0.608
Best Time	1:56.448	Best Speed	93.085 On 3 Gp
Lap	Elapsed Time	Lap Time	Lap Speed
1	2:05.215	2:05.215	86.942
2	4:04.232	1:59.017	91.076
3	6:00.680	1:56.448	93.085
4	7:57.561	1:56.881	92.740
5	9:54.326	1:56.765	92.833

3 8 Darryl ANDERSON

SSEN		Behind	1.338
Best Time	1:57.178	Best Speed	92.505 On 4 Gp
Lap	Elapsed Time	Lap Time	Lap Speed
1	2:06.747	2:06.747	85.891
2	4:07.056	2:00.309	90.098
3	6:05.545	1:58.489	91.482
4	8:02.723	1:57.178	92.505
5	10:00.768	1:58.045	91.826

4 4 Kevin BAKER

SSEN		Behind	3.600
Best Time	1:59.440	Best Speed	90.754 On 2 Gp
Lap	Elapsed Time	Lap Time	Lap Speed
1	2:06.350	2:06.350	86.161
2	4:05.790	1:59.440	90.754
3	6:06.505	2:00.715	89.795
4	8:06.256	1:59.751	90.518
5	10:07.426	2:01.170	89.458

Qualifying Classification

Position

5 139 Dermot CLEARY

SSEN		Behind	4.041
Best Time	1:59.881	Best Speed	90.420 On 2 Gp
Lap	Elapsed Time	Lap Time	Lap Speed
1	2:06.781	2:06.781	85.868
2	4:06.662	1:59.881	90.420
3	6:07.369	2:00.707	89.801
4	8:07.566	2:00.197	90.182
5	10:07.937	2:00.371	90.052

6 74 Tommy HENRY

SSEN		Behind	5.780
Best Time	2:01.620	Best Speed	89.127 On 4 Gp
Lap	Elapsed Time	Lap Time	Lap Speed
1	2:06.811	2:06.811	85.847
2	4:10.302	2:03.491	87.776
3	6:14.429	2:04.127	87.327
4	8:16.049	2:01.620	89.127
5	10:18.115	2:02.066	88.801

7 111 Noel SMITH

SSEN		Behind	6.439
Best Time	2:02.279	Best Speed	88.646 On 4 Gp
Lap	Elapsed Time	Lap Time	Lap Speed
1	2:11.465	2:11.465	82.808
2	4:16.659	2:05.194	86.582
3	6:21.079	2:04.420	87.121
4	8:23.358	2:02.279	88.646
5	10:27.102	2:03.744	87.597

8 173 John ELLA

SSEN		Behind	6.495
Best Time	2:02.335	Best Speed	88.606 On 5 Gp
Lap	Elapsed Time	Lap Time	Lap Speed
1	2:18.890	2:18.890	78.381
2	4:22.543	2:03.653	87.661
3	6:25.568	2:03.025	88.109
4	8:29.209	2:03.641	87.670
5	10:31.544	2:02.335	88.606

ENNISKILLEN ROAD RACE

SENIOR SUPPORT

Qualifying

Friday, 28 June 2019

DETAILED RESULT



Qualifying Classification

Position

9

23 Stuart McCANN

SSEN Behind **6.606**

Best Time **2:02.446** Best Speed **88.526** On **2** Gp

Lap	Elapsed Time	Lap Time	Lap Speed
1	2:09.086	2:09.086	84.334
2	4:11.532	2:02.446	88.526
3	6:15.334	2:03.802	87.556
4	8:18.612	2:03.278	87.928
5	10:21.975	2:03.363	87.868

Qualifying Classification

Position

13

11 John CAHILL

SSEN Behind **12.580**

Best Time **2:08.420** Best Speed **84.407** On **2** Gp

Lap	Elapsed Time	Lap Time	Lap Speed
1	2:16.108	2:16.108	79.984
2	4:24.528	2:08.420	84.407
3	6:34.420	2:09.892	83.451
4	8:43.755	2:09.335	83.810
5	10:52.524	2:08.769	84.179

10

31 Robert CAIRNS

SSEN Behind **8.159**

Best Time **2:03.999** Best Speed **87.417** On **3** Gp

Lap	Elapsed Time	Lap Time	Lap Speed
1	2:16.663	2:16.663	79.659
2	4:20.934	2:04.271	87.225
3	6:24.933	2:03.999	87.417
4	8:30.228	2:05.295	86.513
5	10:37.248	2:07.020	85.338

14

140 Steven SMITH

SSEN Behind **12.994**

Best Time **2:08.834** Best Speed **84.136** On **5** Gp

Lap	Elapsed Time	Lap Time	Lap Speed
1	2:20.306	2:20.306	77.590
2	4:31.673	2:11.367	82.514
3	6:41.284	2:09.611	83.632
4	8:51.098	2:09.814	83.501
5	10:59.932	2:08.834	84.136

11

142 Adrian HERATY

SSEN Behind **8.553**

Best Time **2:04.393** Best Speed **87.140** On **5** Gp

Lap	Elapsed Time	Lap Time	Lap Speed
1	2:13.730	2:13.730	81.406
2	4:20.196	2:06.466	85.712
3	6:25.200	2:05.004	86.714
4	8:41.047	2:15.847	79.793
5	10:45.440	2:04.393	87.140

15

112 Martin CURRAMS

SSEN Behind **14.879**

Best Time **2:10.719** Best Speed **82.923** On **3** Gp

Lap	Elapsed Time	Lap Time	Lap Speed
1	2:19.615	2:19.615	77.974
2	4:34.177	2:14.562	80.555
3	6:44.896	2:10.719	82.923
4	8:56.281	2:11.385	82.503
5	11:07.437	2:11.156	82.647

12

60 George SCOTT

SSEN Behind **11.256**

Best Time **2:07.096** Best Speed **85.287** On **5** Gp

Lap	Elapsed Time	Lap Time	Lap Speed
1	2:25.379	2:25.379	74.883
2	4:37.325	2:11.946	82.152
3	6:46.706	2:09.381	83.780
4	8:56.621	2:09.915	83.436
5	11:03.717	2:07.096	85.287

16

179 James ROTHERY

SSEN Behind **21.046**

Best Time **2:16.886** Best Speed **79.187** On **3** Gp

Lap	Elapsed Time	Lap Time	Lap Speed
1	2:27.889	2:27.889	73.612
2	4:45.815	2:17.926	78.590
3	7:02.701	2:16.886	79.187
4	9:20.870	2:18.169	78.452
5	11:38.887	2:18.017	78.538

F and O DC ENNISKILLEN ROAD RACE

SENIOR SUPPORT

Arney 3.011 miles

R4: Struct Steel Engineering Senior Support


29/06/2019 12:30

Race (6 Laps)

RACE 4 - SENIOR SUPPORT

<div style="border: 1px solid black; padding: 5px; text-align: center;">112</div> <p style="text-align: center;">C</p> <div style="border: 1px solid black; padding: 5px; text-align: center;">60</div> <p style="text-align: center;">C</p>	<div style="border: 1px solid black; padding: 5px; text-align: center;">140</div> <p style="text-align: center;">B</p> <div style="border: 1px solid black; padding: 5px; text-align: center;">142</div> <p style="text-align: center;">B</p>	<div style="border: 1px solid black; padding: 5px; text-align: center;">179</div> <p style="text-align: center;">A</p> <div style="border: 1px solid black; padding: 5px; text-align: center;">11</div> <p style="text-align: center;">A</p> <div style="border: 1px solid black; padding: 5px; text-align: center;">31</div> <p style="text-align: center;">A</p>	7 6 5 4 3 2 1
C	B	A	
<div style="border: 1px solid black; padding: 5px; text-align: center;">23</div> <p style="text-align: center;">C</p> <div style="border: 1px solid black; padding: 5px; text-align: center;">74</div> <p style="text-align: center;">C</p> <div style="border: 1px solid black; padding: 5px; text-align: center;">8</div> <p style="text-align: center;">C</p>	<div style="border: 1px solid black; padding: 5px; text-align: center;">173</div> <p style="text-align: center;">B</p> <div style="border: 1px solid black; padding: 5px; text-align: center;">139</div> <p style="text-align: center;">B</p> <div style="border: 1px solid black; padding: 5px; text-align: center;">83</div> <p style="text-align: center;">B</p>	<div style="border: 1px solid black; padding: 5px; text-align: center;">111</div> <p style="text-align: center;">A</p> <div style="border: 1px solid black; padding: 5px; text-align: center;">4</div> <p style="text-align: center;">A</p> <div style="border: 1px solid black; padding: 5px; text-align: center;">94</div> <p style="text-align: center;">A</p>	7 6 5 4 3 2 1
C	B	A	

POLE POSITION



Promoted by Enniskillen and District MCC

Orbits

Provisional result to be confirmed by the Stewards of the Meeting subject to the completion of technical inspections and the time limit for protests
MCUI (Ulster Centre) Timing @ www.elaps-timing.com



ENNISKILLEN ROAD RACE

SENIOR SUPPORT

Race 4 - Struct Steel Engineering Senior Support


Saturday, 29 June 2019



Pos	Class	No	Name	Machine / Sponsor	Gp	Lap	Total Time	Behind	Speed	-----Best Lap-----		
										Time	Speed	On
Race Classification												
1	SSEN	94	Darren KEYS	Suzuki 600 - Keys Racing	a	3	5:55.265		91.666	1:56.125	93.344	2
2	SSEN	83	Andy McALLISTER	Suzuki 750 - Mac Racing	a	3	5:59.132	3.867	90.679	1:57.368	92.356	2
3	SSEN	8	Darryl ANDERSON	Yamaha 600 - DK Racing	a	3	5:59.420	4.155	90.606	1:57.324	92.390	3
4	SSEN	74	Tommy HENRY	Yamaha 600 - H O'Kane Motors	a	3	6:02.409	7.144	89.859	1:58.265	91.655	3
5	SSEN	139	Dermot CLEARY	Yamaha 600	a	3	6:02.723	7.458	89.781	1:58.157	91.739	3
6	SSEN	173	John ELLA	Triumph 675	a	3	6:17.246	21.981	86.325	2:02.905	88.195	3
7	SSEN	23	Stuart McCANN	Triumph 675 - MRE	a	3	6:17.558	22.293	86.253	2:02.353	88.593	2
8	SSEN	142	Adrian HERATY	Yamaha 600 - Enniskillen Motorcycles	b	3	6:18.842	23.577	85.961	2:03.786	87.567	2
9	SSEN	140	Steven SMITH	Honda 600 - Patch Racing	b	3	6:27.819	32.554	83.971	2:06.407	85.752	3
10	SSEN	11	John CAHILL	Suzuki 750	b	3	6:32.875	37.610	82.890	2:08.619	84.277	2
11	SSEN	112	Martin CURRAMS	Honda 600 - www.alpha-group.ie	b	3	6:33.484	38.219	82.762	2:08.579	84.303	2
Fastest Lap												
	SSEN	94	Darren KEYS	Suzuki 600 - Keys Racing						1:56.125	93.344	2

Provisional result to be confirmed by the Stewards of the Meeting subject to completion of technical inspections & the time limit for protests

Page 1 / 1

Circuit	Arney	Signed		Organising Club	Enniskillen & D MCC
Length(miles)	3.0110	Lap 1 (3.0240)	Chief Timekeeper	Race Started	17:41
Weather	Sunny	Issued At:	17:49	Gp Time Diff - b	19.15
Track	Dry				

ENNISKILLEN ROAD RACE

SENIOR SUPPORT

Race 4 - Struct Steel Engineering Senior Support

Saturday, 29 June 2019

DETAILED RESULT



Race Classification

1 94 Darren KEYS

Total Time **5:55.265** Avg Speed **91.666** Behind
Best Time **1:56.125** Best Speed **93.344** On **2** Gp **a**

Lap	Elapsed Time	Lap Time	Lap Speed
1	2:02.023	2:02.023	89.216
2	3:58.148	1:56.125	93.344
3	5:55.265	1:57.117	92.554

2 83 Andy McALLISTER

Total Time **5:59.132** Avg Speed **90.679** Behind **3.867**
Best Time **1:57.368** Best Speed **92.356** On **2** Gp **a**

Lap	Elapsed Time	Lap Time	Lap Speed
1	2:02.919	2:02.919	88.566
2	4:00.287	1:57.368	92.356
3	5:59.132	1:58.845	91.208

3 8 Darryl ANDERSON

Total Time **5:59.420** Avg Speed **90.606** Behind **4.155**
Best Time **1:57.324** Best Speed **92.390** On **3** Gp **a**

Lap	Elapsed Time	Lap Time	Lap Speed
1	2:04.763	2:04.763	87.257
2	4:02.096	1:57.333	92.383
3	5:59.420	1:57.324	92.390

4 74 Tommy HENRY

Total Time **6:02.409** Avg Speed **89.859** Behind **7.144**
Best Time **1:58.265** Best Speed **91.655** On **3** Gp **a**

Lap	Elapsed Time	Lap Time	Lap Speed
1	2:05.074	2:05.074	87.040
2	4:04.144	1:59.070	91.036
3	6:02.409	1:58.265	91.655

5 139 Dermot CLEARY

Total Time **6:02.723** Avg Speed **89.781** Behind **7.458**
Best Time **1:58.157** Best Speed **91.739** On **3** Gp **a**

Lap	Elapsed Time	Lap Time	Lap Speed
1	2:05.652	2:05.652	86.639
2	4:04.566	1:58.914	91.155
3	6:02.723	1:58.157	91.739

Race Classification

6 173 John ELLA

Total Time **6:17.246** Avg Speed **86.325** Behind **21.981**
Best Time **2:02.905** Best Speed **88.195** On **3** Gp **a**

Lap	Elapsed Time	Lap Time	Lap Speed
1	2:10.653	2:10.653	83.323
2	4:14.341	2:03.688	87.637
3	6:17.246	2:02.905	88.195

7 23 Stuart McCANN

Total Time **6:17.558** Avg Speed **86.253** Behind **22.293**
Best Time **2:02.353** Best Speed **88.593** On **2** Gp **a**

Lap	Elapsed Time	Lap Time	Lap Speed
1	2:12.710	2:12.710	82.031
2	4:15.063	2:02.353	88.593
3	6:17.558	2:02.495	88.490

8 142 Adrian HERATY

Total Time **6:18.842** Avg Speed **85.961** Behind **23.577**
Best Time **2:03.786** Best Speed **87.567** On **2** Gp **b**

Lap	Elapsed Time	Lap Time	Lap Speed
1	2:09.991	2:09.991	83.747
2	4:13.777	2:03.786	87.567
3	6:18.842	2:05.065	86.672

9 140 Steven SMITH

Total Time **6:27.819** Avg Speed **83.971** Behind **32.554**
Best Time **2:06.407** Best Speed **85.752** On **3** Gp **b**

Lap	Elapsed Time	Lap Time	Lap Speed
1	2:14.343	2:14.343	81.034
2	4:21.412	2:07.069	85.305
3	6:27.819	2:06.407	85.752

10 11 John CAHILL

Total Time **6:32.875** Avg Speed **82.890** Behind **37.610**
Best Time **2:08.619** Best Speed **84.277** On **2** Gp **b**

Lap	Elapsed Time	Lap Time	Lap Speed
1	2:13.730	2:13.730	81.406
2	4:22.349	2:08.619	84.277
3	6:32.875	2:10.526	83.046

ENNISKILLEN ROAD RACE

SENIOR SUPPORT

Race 4 - Struct Steel Engineering Senior Support

Saturday, 29 June 2019

DETAILED RESULT



Race Classification

11 112 Martin CURRAMS

Total Time **6:33.484** Avg Speed **82.762** Behind **38.219**

Best Time **2:08.579** Best Speed **84.303** On **2** Gp **b**

Lap	Elapsed Time	Lap Time	Lap Speed
1	2:15.740	2:15.740	80.200
2	4:24.319	2:08.579	84.303
3	6:33.484	2:09.165	83.921

ENNISKILLEN ROAD RACE

SENIOR SUPPORT

Race 4 - Struct Steel Engineering Senior Support

LAP CHART



1

No	Name	Gp	Time of Day	Lap Time
94	Darren KEYS	a	17:43:32.435	2:02.023
83	Andy McALLISTER	a	17:43:33.331	2:02.919
8	Darryl ANDERSON	a	17:43:35.175	2:04.763
74	Tommy HENRY	a	17:43:35.486	2:05.074
139	Dermot CLEARY	a	17:43:36.064	2:05.652
142	Adrian HERATY	b	17:43:40.403	2:09.991
173	John ELLA	a	17:43:41.065	2:10.653
23	Stuart McCANN	a	17:43:43.122	2:12.710
11	John CAHILL	b	17:43:44.142	2:13.730
140	Steven SMITH	b	17:43:44.755	2:14.343
112	Martin CURRAMS	b	17:43:46.152	2:15.740

2

No	Name	Gp	Time of Day	Lap Time
94	Darren KEYS	a	17:45:28.560	1:56.125
83	Andy McALLISTER	a	17:45:30.699	1:57.368
8	Darryl ANDERSON	a	17:45:32.508	1:57.333
74	Tommy HENRY	a	17:45:34.556	1:59.070
139	Dermot CLEARY	a	17:45:34.978	1:58.914
142	Adrian HERATY	b	17:45:44.189	2:03.786
173	John ELLA	a	17:45:44.753	2:03.688
23	Stuart McCANN	a	17:45:45.475	2:02.353
140	Steven SMITH	b	17:45:51.824	2:07.069
11	John CAHILL	b	17:45:52.761	2:08.619
112	Martin CURRAMS	b	17:45:54.731	2:08.579

3

No	Name	Gp	Time of Day	Lap Time
94	Darren KEYS	a	17:47:25.677	1:57.117
83	Andy McALLISTER	a	17:47:29.544	1:58.845
8	Darryl ANDERSON	a	17:47:29.832	1:57.324
74	Tommy HENRY	a	17:47:32.821	1:58.265
139	Dermot CLEARY	a	17:47:33.135	1:58.157
173	John ELLA	a	17:47:47.658	2:02.905
23	Stuart McCANN	a	17:47:47.970	2:02.495
142	Adrian HERATY	b	17:47:49.254	2:05.065
140	Steven SMITH	b	17:47:58.231	2:06.407
11	John CAHILL	b	17:48:03.287	2:10.526
112	Martin CURRAMS	b	17:48:03.896	2:09.165

ROAD RACE - IRISH SENIOR SUPPORT

2019

Pos	No.	Name	Total	Diff	Gap	#1	#2	#3	#4
						R1	R1	R1	R1
1	83	Andy McALLISTER	81	0	0	11	25	25	20
2	94	Darren KEYS	65	16	16	20	20	x	25
3	74	Tommy HENRY	64	17	1	25	13	13	13
4	8	Darryl ANDERSON	56	25	8	13	16	11	16
5	139	Dermot CLEARLY	53	28	3	16	10	16	11
6	4	Kevin BAKER	34	47	19	3	11	20	x
7	23	Stuart McCANN	27	54	7	8	7	3	9
8	11	John CAHILL	22	59	5	9	x	7	6
9	173	John ELLA	16	65	6	x	x	6	10
10	131	Wayne PITHER	14	67	2	5	9	x	x
11	68	Aron HATCH	10	71	4	x	x	10	x
12	129	Chris STUART	10	71	0	10	x	x	x
13	111	Noel SMITH	10	71	0	1	4	5	x
14	51	Keith RICHARDSON	9	72	1	x	x	9	x
15	142	Adrian HERATY	8	73	1	x	x	x	8
16	72	Paul SWORDS	8	73	0	x	x	8	x
17	160	Ben PLANT	8	73	0	x	8	x	x
18	777	Shaun WYNNE	8	73	0	7	1	x	x
19	140	Steven SMITH	7	74	1	x	x	x	7
20	3	Frankie STENNENT	6	75	1	x	6	x	x
21	136	John O'DONOVAN	6	75	0	6	x	x	x
22	112	Martin CURRAMS	5	76	1	x	x	x	5
23	59	Ben WALES	5	76	0	x	5	x	x
24	40	Michael HOEY	5	76	0	x	3	2	x
25	31	Robert CAIRNS	4	77	1	x	x	4	x
26	80	Phill ARCHER	4	77	0	4	x	x	x
27	60	George SCOTT	2	79	2	x	2	x	x
28	29	Gary JORDAN	2	79	0	2	x	x	x
29	20	John BYRNE	1	80	1	x	x	1	x

Event Legend

#1	26/04/2019	KDM HIRE COOKSTOWN 100	#3	15/06/2019	CC's UNLIMITED KELLS ROAD RACE
#2	03/05/2019	AROUND A POUND TANDRAGEE 100	#4	28/06/2019	F and O DC ENNISKILLEN ROAD RACE

ROAD RACE - ULSTER SENIOR SUPPORT

2019

Pos	No.	Name	Total	Diff	Gap	#1	#2	#3
						R1	R1	R1
1	94	Darren KEYS	65	0	0	20	20	25
2	83	Andy McALLISTER	56	9	9	11	25	20
3	74	Tommy HENRY	51	14	5	25	13	13
4	8	Darryl ANDERSON	45	20	6	13	16	16
5	139	Dermot CLEARLY	37	28	8	16	10	11
6	23	Stuart McCANN	24	41	13	8	7	9
7	11	John CAHILL	15	50	9	9	x	6
8	4	Kevin BAKER	14	51	1	3	11	x
9	131	Wayne PITHER	14	51	0	5	9	x
10	173	John ELLA	10	55	4	x	x	10
11	129	Chris STUART	10	55	0	10	x	x
12	142	Adrian HERATY	8	57	2	x	x	8
13	160	Ben PLANT	8	57	0	x	8	x
14	777	Shaun WYNNE	8	57	0	7	1	x
15	140	Steven SMITH	7	58	1	x	x	7
16	3	Frankie STENNENT	6	59	1	x	6	x
17	136	John O'DONOVAN	6	59	0	6	x	x
18	112	Martin CURRAMS	5	60	1	x	x	5
19	59	Ben WALES	5	60	0	x	5	x
20	111	Noel SMITH	5	60	0	1	4	x
21	80	Phill ARCHER	4	61	1	4	x	x
22	40	Michael HOEY	3	62	1	x	3	x
23	60	George SCOTT	2	63	1	x	2	x
24	29	Gary JORDAN	2	63	0	2	x	x

Event Legend

#1 26/04/2019 KDM HIRE COOKSTOWN 100

#2 03/05/2019 AROUND A POUND TANDRAGEE 100

#3 28/06/2019 F and O DC ENNISKILLEN ROAD RACE