



Friday 28th & Saturday 29th June 2019

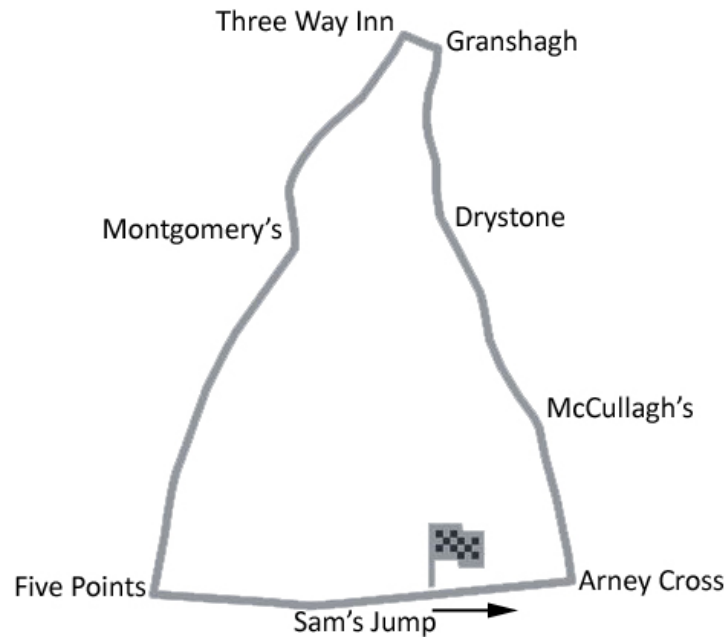
promoted by Enniskillen & District MCC

<https://enniskillenroadraces.co.uk/>

<https://en-gb.facebook.com/Enniskillen100/>



Arney Circuit 3.011 miles



LAP RECORDS at the start of the meeting

Class	Rider	Machine	m s	mph	Year
125cc	Kevin Fitzpatrick	Honda	2 04.259	87.234	2018
Moto 3	to be established				
Supersport 300	to be established				
250cc	John McAllister	Honda	2 18.120	78.480	2018
Lightweight Supersport	Paul Gartland	Kawasaki 400	2 03.606	87.695	2018
Supermono	to be established				
Supertwin	Derek McGee	Kawasaki	1 50.211	98.353	2018
Supersport	Derek McGee	Kawasaki	1 46.002	102.258	2018
Superbike	Derek McGee	Kawasaki	1 44.062	104.165	2018
Senior Support	Stephen McKeown	Triumph 675	1 53.691	95.343	2018
Junior Support	Darryl Anderson	Kawasaki 400	2 02.493	88.492	2018
Classic 1000cc	Richard Ford	Norton 920	2 09.781	83.522	2018
Classic 500cc	Barry Davidson	Honda	2 10.557	83.026	2018
Classic 350cc	Barry Davidson	Honda	2 13.824	80.999	2018
Classic 250cc	Brian Mateer	Suzuki	2 17.463	78.855	2018
Forgotten Era	to be established				

MOST WINS AT ENNISKILLEN ROAD RACE (including Enniskillen 100 1929–52)

Joe O'Neill	6	1931-35 (350-4, General Handicap-2)
Derek McGee	5	2018 (Supertwin – 1, Supersport – 2, Superbike – 2)
Gordon Burney	4	1929-30 (350-2, General Handicap-2)
J F Young	4	1932-33 (500-2, General Handicap-2)
Artie Bell	3	1937-39 (350-1, 500-1, General Handicap-1)

MOST WINS AT ALL IRISH ROAD RACE MEETINGS (after Kells Road Race 2019)

Ryan Farquhar	211	1995-16
Joey Dunlop	156	1971-00
Robert Dunlop	135	1980-08
William Dunlop	119	2005-17
Ray McCullough	109	1960-82
Phillip McCallen	109	1987-99
Michael Dunlop	102	2006-18
Brian Reid	78	1980-94
Darran Lindsay	74	1999-06
Barry Davidson	73	1998-19

ENNISKILLEN ROAD RACE

SUPERTWIN / SUPERMONO

Qualifying


Friday, 28 June 2019



Pos	Class	No	Name	Machine / Sponsor	Best Lap				Laps
					Time	Behind	Speed	On	
Qualifying Classification									
1	STWN	11	Dominic HERBERTSON	Kawasaki - Woolsey	1:58.421		91.534	5	5
2	STWN	24	Kevin BAKER	Kawasaki - Game On	1:59.406	0.985	90.779	4	5
3	STWN	138	Paul WILLIAMS	Kawasaki	1:59.473	1.052	90.728	5	5
4	STWN	79	Vinny BRENNAN	Kawasaki - TRB Racing	1:59.781	1.360	90.495	4	5
5	STWN	111	Noel SMITH	Kawasaki	2:01.536	3.115	89.188	3	5
6	STWN	78	Dominic COTTRELL	Suzuki - Dunsany Racing	2:01.816	3.395	88.983	4	5
7	STWN	173	John ELLA	Kawasaki	2:04.179	5.758	87.290	4	5
8	STWN	74	Tommy HENRY	Kawasaki - H O'Kane Motors	2:04.339	5.918	87.178	3	5
9	STWN	29	Alastair HAWORTH	Suzuki	2:05.424	7.003	86.424	5	5
10	STWN	42	Brian LOUGHLIN	Kawasaki - G2-Tech	2:05.474	7.053	86.389	4	5
11	STWN	31	Robert CAIRNS	Kawasaki	2:06.718	8.297	85.541	5	5
12	STWN	112	Martin CURRAMS	Kawasaki - Aidan McNamara Crash Repairs	2:11.906	13.485	82.177	5	5
13	STWN	211	Tim STEPHENSON	Suzuki - KSS	2:14.766	16.345	80.433	4	5
14	STWN	130	Nigel McAULEY	Kawasaki	2:15.037	16.616	80.271	5	5
15	STWN	179	James ROTHERY	Suzuki - Ambler Racing	2:18.558	20.137	78.231	2	5

Provisional result to be confirmed by the Stewards of the Meeting subject to completion of technical inspections & the time limit for protests

Page 1 / 1

Circuit	Arney	Signed		Organising Club	Enniskillen & D MCC
Length(miles)	3.0110	Lap 1 (3.0240)	Chief Timekeeper	Qualifying Started	17:33
Weather	Bright	Issued At:	17:48		
Track	Dry				

ENNISKILLEN ROAD RACE

SUPERTWIN / SUPERMONO

Qualifying

Friday, 28 June 2019

DETAILED RESULT



Qualifying Classification

Position

1 11 Dominic HERBERTSON

STWN			Behind		
Best Time	1:58.421	Best Speed	91.534	On	5 Gp
Lap	Elapsed Time	Lap Time	Lap Speed		
1	2:09.868	2:09.868	83.827		
2	4:09.231	1:59.363	90.812		
3	6:08.751	1:59.520	90.693		
4	8:08.914	2:00.163	90.207		
5	10:07.335	1:58.421	91.534		

2 24 Kevin BAKER

STWN			Behind		
Best Time	1:59.406	Best Speed	90.779	On	4 Gp
Lap	Elapsed Time	Lap Time	Lap Speed		
1	2:08.606	2:08.606	84.649		
2	4:12.166	2:03.560	87.727		
3	6:12.818	2:00.652	89.842		
4	8:12.224	1:59.406	90.779		
5	10:12.779	2:00.555	89.914		

3 138 Paul WILLIAMS

STWN			Behind		
Best Time	1:59.473	Best Speed	90.728	On	5 Gp
Lap	Elapsed Time	Lap Time	Lap Speed		
1	2:26.807	2:26.807	74.155		
2	4:28.825	2:02.018	88.836		
3	6:29.878	2:01.053	89.544		
4	8:29.918	2:00.040	90.300		
5	10:29.391	1:59.473	90.728		

4 79 Vinny BRENNAN

STWN			Behind		
Best Time	1:59.781	Best Speed	90.495	On	4 Gp
Lap	Elapsed Time	Lap Time	Lap Speed		
1	2:10.465	2:10.465	83.443		
2	4:11.600	2:01.135	89.484		
3	6:12.051	2:00.451	89.992		
4	8:11.832	1:59.781	90.495		
5	10:12.341	2:00.509	89.948		

Qualifying Classification

Position

5 111 Noel SMITH

STWN			Behind		
Best Time	2:01.536	Best Speed	89.188	On	3 Gp
Lap	Elapsed Time	Lap Time	Lap Speed		
1	2:10.980	2:10.980	83.115		
2	4:13.099	2:02.119	88.763		
3	6:14.635	2:01.536	89.188		
4	8:40.129	2:25.494	74.502		
5	10:44.443	2:04.314	87.195		

6 78 Dominic COTTRELL

STWN			Behind		
Best Time	2:01.816	Best Speed	88.983	On	4 Gp
Lap	Elapsed Time	Lap Time	Lap Speed		
1	2:10.523	2:10.523	83.406		
2	4:14.502	2:03.979	87.431		
3	6:17.452	2:02.950	88.163		
4	8:19.268	2:01.816	88.983		
5	10:22.502	2:03.234	87.959		

7 173 John ELLA

STWN			Behind		
Best Time	2:04.179	Best Speed	87.290	On	4 Gp
Lap	Elapsed Time	Lap Time	Lap Speed		
1	2:11.360	2:11.360	82.875		
2	4:17.137	2:05.777	86.181		
3	6:22.483	2:05.346	86.477		
4	8:26.662	2:04.179	87.290		
5	10:31.438	2:04.776	86.872		

8 74 Tommy HENRY

STWN			Behind		
Best Time	2:04.339	Best Speed	87.178	On	3 Gp
Lap	Elapsed Time	Lap Time	Lap Speed		
1	2:11.039	2:11.039	83.078		
2	4:17.562	2:06.523	85.673		
3	6:21.901	2:04.339	87.178		
4	8:27.175	2:05.274	86.527		
5	10:32.220	2:05.045	86.686		

ENNISKILLEN ROAD RACE

SUPERTWIN / SUPERMONO

Qualifying

Friday, 28 June 2019

DETAILED RESULT



Qualifying Classification

Position

9 29 Alastair HAWORTH

STWN		Behind	7.003
Best Time	2:05.424	Best Speed	86.424 On 5 Gp
Lap	Elapsed Time	Lap Time	Lap Speed
1	2:19.142	2:19.142	78.239
2	4:28.160	2:09.018	84.016
3	6:34.724	2:06.564	85.645
4	8:40.566	2:05.842	86.137
5	10:45.990	2:05.424	86.424

10 42 Brian LOUGHLIN

STWN		Behind	7.053
Best Time	2:05.474	Best Speed	86.389 On 4 Gp
Lap	Elapsed Time	Lap Time	Lap Speed
1	2:16.592	2:16.592	79.700
2	4:25.267	2:08.675	84.240
3	6:31.494	2:06.227	85.874
4	8:36.968	2:05.474	86.389
5	10:43.997	2:07.029	85.332

11 31 Robert CAIRNS

STWN		Behind	8.297
Best Time	2:06.718	Best Speed	85.541 On 5 Gp
Lap	Elapsed Time	Lap Time	Lap Speed
1	2:14.317	2:14.317	81.050
2	4:22.284	2:07.967	84.706
3	6:31.965	2:09.681	83.587
4	8:39.519	2:07.554	84.980
5	10:46.237	2:06.718	85.541

12 112 Martin CURRAMS

STWN		Behind	13.485
Best Time	2:11.906	Best Speed	82.177 On 5 Gp
Lap	Elapsed Time	Lap Time	Lap Speed
1	2:20.943	2:20.943	77.240
2	4:37.500	2:16.557	79.378
3	6:53.279	2:15.779	79.833
4	9:06.924	2:13.645	81.107
5	11:18.830	2:11.906	82.177

Qualifying Classification

Position

13 211 Tim STEPHENSON

STWN		Behind	16.345
Best Time	2:14.766	Best Speed	80.433 On 4 Gp
Lap	Elapsed Time	Lap Time	Lap Speed
1	2:20.461	2:20.461	77.505
2	4:37.835	2:17.374	78.906
3	6:55.077	2:17.242	78.982
4	9:09.843	2:14.766	80.433
5	11:24.693	2:14.850	80.383

14 130 Nigel McAULEY

STWN		Behind	16.616
Best Time	2:15.037	Best Speed	80.271 On 5 Gp
Lap	Elapsed Time	Lap Time	Lap Speed
1	2:25.249	2:25.249	74.950
2	4:42.539	2:17.290	78.954
3	6:58.347	2:15.808	79.816
4	9:14.717	2:16.370	79.487
5	11:29.754	2:15.037	80.271

15 179 James ROTHERY

STWN		Behind	20.137
Best Time	2:18.558	Best Speed	78.231 On 2 Gp
Lap	Elapsed Time	Lap Time	Lap Speed
1	2:26.874	2:26.874	74.121
2	4:45.432	2:18.558	78.231
3	7:05.476	2:20.044	77.401
4	9:26.218	2:20.742	77.018
5	11:45.591	2:19.373	77.774

F and O DC ENNISKILLEN ROAD RACE

SUPERTWIN & SUPERMONO

Arney 3.011 miles


R7: Armstong Engineering Supertwin

29/06/2019 14:00

Race (6 Laps)

RACE 7 - SUPERTWIN

<div style="border: 1px solid black; padding: 5px; text-align: center;">179</div> <p style="text-align: center;">C</p> <div style="border: 1px solid black; padding: 5px; text-align: center;">112</div> <p style="text-align: center;">C</p>	<div style="border: 1px solid black; padding: 5px; text-align: center;">130</div> <p style="text-align: center;">B</p> <div style="border: 1px solid black; padding: 5px; text-align: center;">31</div> <p style="text-align: center;">B</p>	<div style="border: 1px solid black; padding: 5px; text-align: center;">211</div> <p style="text-align: center;">A</p> <div style="border: 1px solid black; padding: 5px; text-align: center;">42</div> <p style="text-align: center;">A</p>	6
<hr/>			5
<div style="border: 1px solid black; padding: 5px; text-align: center;">29</div> <p style="text-align: center;">C</p> <div style="border: 1px solid black; padding: 5px; text-align: center;">78</div> <p style="text-align: center;">C</p> <div style="border: 1px solid black; padding: 5px; text-align: center;">138</div> <p style="text-align: center;">C</p>	<div style="border: 1px solid black; padding: 5px; text-align: center;">74</div> <p style="text-align: center;">B</p> <div style="border: 1px solid black; padding: 5px; text-align: center;">111</div> <p style="text-align: center;">B</p> <div style="border: 1px solid black; padding: 5px; text-align: center;">24</div> <p style="text-align: center;">B</p>	<div style="border: 1px solid black; padding: 5px; text-align: center;">173</div> <p style="text-align: center;">A</p> <div style="border: 1px solid black; padding: 5px; text-align: center;">79</div> <p style="text-align: center;">A</p> <div style="border: 1px solid black; padding: 5px; text-align: center;">11</div> <p style="text-align: center;">A</p>	4 3 2 1
POLE POSITION			




ENNISKILLEN ROAD RACE

SUPERTWIN / SUPERMONO

Race 7 - Armstrong Engineering Supertwin

Saturday, 29 June 2019

Supertwin



Pos	Class	No	Name	Machine / Sponsor	Gp	Lap	Total Time	Behind	Speed	-----Best Lap-----		
										Time	Speed	On
Race Classification												
1	STWN	11	Dominic HERBERTSON	Kawasaki - Woolsey	a	3	5:57.136		91.185	1:56.537	93.014	2
2	STWN	138	Paul WILLIAMS	Kawasaki	a	3	6:01.086	3.950	90.188	1:57.732	92.070	3
3	STWN	79	Vinny BRENNAN	Kawasaki - TRB Racing	a	3	6:05.301	8.165	89.147	2:00.163	90.207	3
4	STWN	74	Tommy HENRY	Kawasaki - H O'Kane Motors	a	3	6:08.798	11.662	88.302	2:00.741	89.776	3
5	STWN	111	Noel SMITH	Kawasaki	a	3	6:11.182	14.046	87.735	2:01.152	89.471	2
6	STWN	78	Dominic COTTRELL	Suzuki - Dunsany Racing	a	3	6:13.844	16.708	87.110	2:01.996	88.852	2
7	STWN	173	John ELLA	Kawasaki	a	3	6:23.400	26.264	84.939	2:05.004	86.714	3
8	STWN	31	Robert CAIRNS	Kawasaki	b	3	6:24.918	27.782	84.604	2:05.650	86.268	3
9	STWN	29	Alastair HAWORTH	Suzuki	a	3	6:25.348	28.212	84.510	2:05.620	86.289	2
10	STWN	42	Brian LOUGHLIN	Kawasaki - G2-Tech	b	3	6:28.171	31.035	83.895	2:07.012	85.343	3
11	STWN	112	Martin CURRAMS	Kawasaki - Aidan McNamara Crash	b	3	6:46.801	49.665	80.053	2:11.861	82.205	3
12	STWN	211	Tim STEPHENSON	Suzuki - KSS	b	3	6:47.025	49.889	80.009	2:12.268	81.952	3
13	STWN	179	James ROTHERY	Suzuki - Ambler Racing	b	3	7:02.902	1:05.766	77.005	2:18.930	78.022	3

Fastest Lap


STWN	11	Dominic HERBERTSON	Kawasaki - Woolsey							1:56.537	93.014	2
------	----	--------------------	--------------------	--	--	--	--	--	--	----------	--------	---

Not Classified

DNF	STWN	28	Paul GARTLAND	Kawasaki - Gartland Gas/Electrical	b	2	4:09.180		87.190	2:01.595	89.145	2
-----	------	----	---------------	------------------------------------	---	---	----------	--	--------	----------	--------	---

Provisional result to be confirmed by the Stewards of the Meeting subject to completion of technical inspections & the time limit for protests

Page 1 / 1

Circuit	Arney	Signed		Organising Club	Enniskillen & D MCC
Length(miles)	3.0110	Lap 1 (3.0240)	Chief Timekeeper	Race Started	16:27
Weather	Bright	Issued At:	16:37	Gp Time Diff - b	13.21
Track	Dry				

ENNISKILLEN ROAD RACE

SUPERTWIN / SUPERMONO

Race 7 - Armstrong Engineering Supertwin

Saturday, 29 June 2019

DETAILED RESULT



Supertwin

Race Classification

1 11 Dominic HERBERTSON

Total Time **5:57.136** Avg Speed **91.185** Behind
Best Time **1:56.537** Best Speed **93.014** On **2** Gp **a**

Lap	Elapsed Time	Lap Time	Lap Speed
1	2:03.345	2:03.345	88.260
2	3:59.882	1:56.537	93.014
3	5:57.136	1:57.254	92.445

2 138 Paul WILLIAMS

Total Time **6:01.086** Avg Speed **90.188** Behind **3.950**
Best Time **1:57.732** Best Speed **92.070** On **3** Gp **a**

Lap	Elapsed Time	Lap Time	Lap Speed
1	2:05.400	2:05.400	86.813
2	4:03.354	1:57.954	91.897
3	6:01.086	1:57.732	92.070

3 79 Vinny BRENNAN

Total Time **6:05.301** Avg Speed **89.147** Behind **8.165**
Best Time **2:00.163** Best Speed **90.207** On **3** Gp **a**

Lap	Elapsed Time	Lap Time	Lap Speed
1	2:04.382	2:04.382	87.524
2	4:05.138	2:00.756	89.764
3	6:05.301	2:00.163	90.207

4 74 Tommy HENRY

Total Time **6:08.798** Avg Speed **88.302** Behind **11.662**
Best Time **2:00.741** Best Speed **89.776** On **3** Gp **a**

Lap	Elapsed Time	Lap Time	Lap Speed
1	2:07.011	2:07.011	85.712
2	4:08.057	2:01.046	89.549
3	6:08.798	2:00.741	89.776

5 111 Noel SMITH

Total Time **6:11.182** Avg Speed **87.735** Behind **14.046**
Best Time **2:01.152** Best Speed **89.471** On **2** Gp **a**

Lap	Elapsed Time	Lap Time	Lap Speed
1	2:07.970	2:07.970	85.070
2	4:09.122	2:01.152	89.471
3	6:11.182	2:02.060	88.806

Supertwin

Race Classification

6 78 Dominic COTTRELL

Total Time **6:13.844** Avg Speed **87.110** Behind **16.708**
Best Time **2:01.996** Best Speed **88.852** On **2** Gp **a**

Lap	Elapsed Time	Lap Time	Lap Speed
1	2:09.850	2:09.850	83.838
2	4:11.846	2:01.996	88.852
3	6:13.844	2:01.998	88.851

7 173 John ELLA

Total Time **6:23.400** Avg Speed **84.939** Behind **26.264**
Best Time **2:05.004** Best Speed **86.714** On **3** Gp **a**

Lap	Elapsed Time	Lap Time	Lap Speed
1	2:12.586	2:12.586	82.108
2	4:18.396	2:05.810	86.158
3	6:23.400	2:05.004	86.714

8 31 Robert CAIRNS

Total Time **6:24.918** Avg Speed **84.604** Behind **27.782**
Best Time **2:05.650** Best Speed **86.268** On **3** Gp **b**

Lap	Elapsed Time	Lap Time	Lap Speed
1	2:12.881	2:12.881	81.926
2	4:19.268	2:06.387	85.765
3	6:24.918	2:05.650	86.268

9 29 Alastair HAWORTH

Total Time **6:25.348** Avg Speed **84.510** Behind **28.212**
Best Time **2:05.620** Best Speed **86.289** On **2** Gp **a**

Lap	Elapsed Time	Lap Time	Lap Speed
1	2:13.415	2:13.415	81.598
2	4:19.035	2:05.620	86.289
3	6:25.348	2:06.313	85.815

10 42 Brian LOUGHLIN

Total Time **6:28.171** Avg Speed **83.895** Behind **31.035**
Best Time **2:07.012** Best Speed **85.343** On **3** Gp **b**

Lap	Elapsed Time	Lap Time	Lap Speed
1	2:14.131	2:14.131	81.162
2	4:21.159	2:07.028	85.332
3	6:28.171	2:07.012	85.343

ENNISKILLEN ROAD RACE

SUPERTWIN / SUPERMONO

Race 7 - Armstrong Engineering Supertwin

Saturday, 29 June 2019

DETAILED RESULT



Supertwin

Race Classification

11 112 Martin CURRAMS

Total Time **6:46.801** Avg Speed **80.053** Behind **49.665**

Best Time **2:11.861** Best Speed **82.205** On **3** Gp **b**

Lap	Elapsed Time	Lap Time	Lap Speed
1	2:21.835	2:21.835	76.754
2	4:34.940	2:13.105	81.436
3	6:46.801	2:11.861	82.205

12 211 Tim STEPHENSON

Total Time **6:47.025** Avg Speed **80.009** Behind **49.889**

Best Time **2:12.268** Best Speed **81.952** On **3** Gp **b**

Lap	Elapsed Time	Lap Time	Lap Speed
1	2:21.559	2:21.559	76.904
2	4:34.757	2:13.198	81.380
3	6:47.025	2:12.268	81.952

13 179 James ROTHERY

Total Time **7:02.902** Avg Speed **77.005** Behind **1:05.766**

Best Time **2:18.930** Best Speed **78.022** On **3** Gp **b**

Lap	Elapsed Time	Lap Time	Lap Speed
1	2:24.866	2:24.866	75.148
2	4:43.972	2:19.106	77.923
3	7:02.902	2:18.930	78.022

Not Classified

DNF 28 Paul GARTLAND

Total Time **4:09.180** Avg Speed **87.190** Behind

Best Time **2:01.595** Best Speed **89.145** On **2** Gp **b**

Lap	Elapsed Time	Lap Time	Lap Speed
1	2:07.585	2:07.585	85.327
2	4:09.180	2:01.595	89.145

ENNISKILLEN ROAD RACE

SUPERTWIN / SUPERMONO

Race 7 - Armstrong Engineering Supertwin

LAP CHART

**1**

No	Name	Gp	Time of Day	Lap Time
11	Dominic HERBERTSON	a	16:29:51.524	2:03.345
79	Vinny BRENNAN	a	16:29:52.561	2:04.382
138	Paul WILLIAMS	a	16:29:53.579	2:05.400
74	Tommy HENRY	a	16:29:55.190	2:07.011
28	Paul GARTLAND	b	16:29:55.764	2:07.585
111	Noel SMITH	a	16:29:56.149	2:07.970
78	Dominic COTTRELL	a	16:29:58.029	2:09.850
173	John ELLA	a	16:30:00.765	2:12.586
31	Robert CAIRNS	b	16:30:01.060	2:12.881
29	Alastair HAWORTH	a	16:30:01.594	2:13.415
42	Brian LOUGHLIN	b	16:30:02.310	2:14.131
211	Tim STEPHENSON	b	16:30:09.738	2:21.559
112	Martin CURRAMS	b	16:30:10.014	2:21.835
179	James ROTHERY	b	16:30:13.045	2:24.866

3

No	Name	Gp	Time of Day	Lap Time
11	Dominic HERBERTSON	a	16:33:45.315	1:57.254
138	Paul WILLIAMS	a	16:33:49.265	1:57.732
79	Vinny BRENNAN	a	16:33:53.480	2:00.163
74	Tommy HENRY	a	16:33:56.977	2:00.741
111	Noel SMITH	a	16:33:59.361	2:02.060
78	Dominic COTTRELL	a	16:34:02.023	2:01.998
173	John ELLA	a	16:34:11.579	2:05.004
31	Robert CAIRNS	b	16:34:13.097	2:05.650
29	Alastair HAWORTH	a	16:34:13.527	2:06.313
42	Brian LOUGHLIN	b	16:34:16.350	2:07.012
112	Martin CURRAMS	b	16:34:34.980	2:11.861
211	Tim STEPHENSON	b	16:34:35.204	2:12.268
179	James ROTHERY	b	16:34:51.081	2:18.930

2

No	Name	Gp	Time of Day	Lap Time
11	Dominic HERBERTSON	a	16:31:48.061	1:56.537
138	Paul WILLIAMS	a	16:31:51.533	1:57.954
79	Vinny BRENNAN	a	16:31:53.317	2:00.756
74	Tommy HENRY	a	16:31:56.236	2:01.046
111	Noel SMITH	a	16:31:57.301	2:01.152
28	Paul GARTLAND	b	16:31:57.359	2:01.595
78	Dominic COTTRELL	a	16:32:00.025	2:01.996
173	John ELLA	a	16:32:06.575	2:05.810
29	Alastair HAWORTH	a	16:32:07.214	2:05.620
31	Robert CAIRNS	b	16:32:07.447	2:06.387
42	Brian LOUGHLIN	b	16:32:09.338	2:07.028
211	Tim STEPHENSON	b	16:32:22.936	2:13.198
112	Martin CURRAMS	b	16:32:23.119	2:13.105
179	James ROTHERY	b	16:32:32.151	2:19.106

ROAD RACE - IRISH SUPERTWIN

2019

Pos	No.	Name	Total	Diff	Gap	#1 #2 #3 #4			
						R1	R1	R1	R1
1	86	Derek McGEE	50	0	0	25	25	x	x
2	138	Paul WILLIAMS	40	10	10	11	9	x	20
3	65	Michael SWEENEY	36	14	4	16	20	x	x
4	79	Vinny BRENNAN	36	14	0	x	4	16	16
5	24	Kevin BAKER	29	21	7	2	7	20	x
6	109	Neil KERNOHAN	26	24	3	10	16	x	x
7	64	Stephen McKNIGHT	26	24	0	13	13	x	x
8	11	Dominic HERBERTSON	25	25	1	x	x	x	25
9	96	Andy FARRELL	25	25	0	x	x	25	x
10	74	Tommy HENRY	25	25	0	x	2	10	13
11	78	Dominic COTTRELL	23	27	2	5	x	8	10
12	56	Adam McLEAN	20	30	3	20	x	x	x
13	111	Noel SMITH	19	31	1	x	1	7	11
14	59	Darryl TWEED	15	35	4	7	8	x	x
15	28	Paul GARTLAND	15	35	0	9	6	x	x
16	81	Eoin O'SIOCHRU	13	37	2	x	x	13	x
17	173	John ELLA	13	37	0	x	x	4	9
18	43	Jason CASSELLS	11	39	2	x	x	11	x
19	60	Darren COOPER	11	39	0	x	11	x	x
20	31	Robert CAIRNS	11	39	0	x	x	3	8
21	131	Shaun ANDERSON	10	40	1	x	10	x	x
22	26	Veronika HANKOCYOVA	9	41	1	x	x	9	x
23	29	Alastair HAWORTH	9	41	0	x	x	2	7
24	15	Anthony McCOLGAN	9	41	0	6	3	x	x
25	311	Brad VICARS	8	42	1	8	x	x	x
26	42	Brian LOUGHLIN	7	43	1	1	x	x	6
27	67	Nigel COLGAN	6	44	1	x	x	6	x
28	112	Martin CURRAMS	6	44	0	x	x	1	5
29	117	Anthony LILLIS	5	45	1	x	x	5	x
30	97	William HARA	5	45	0	x	5	x	x
31	211	Tim STEPHENSON	4	46	1	x	x	x	4
32	777	Shaun WYNNE	4	46	0	4	x	x	x
33	179	James ROTHERY	3	47	1	x	x	x	3
34	76	Mark KIRBY	3	47	0	3	x	x	x

Event Legend

#1	26/04/2019	KDM HIRE COOKSTOWN 100	#3	15/06/2019	CC's UNLIMITED KELLS ROAD RACE
#2	03/05/2019	AROUND A POUND TANDRAGEE 100	#4	28/06/2019	F and O DC ENNISKILLEN ROAD RACE

ROAD RACE - ULSTER SUPERTWIN

2019

Pos	No.	Name	Total	Diff	Gap	#1 #2 #3		
						R1	R1	R1
1	86	Derek McGEE	50	0	0	25	25	x
2	138	Paul WILLIAMS	40	10	10	11	9	20
3	65	Michael SWEENEY	36	14	4	16	20	x
4	109	Neil KERNOHAN	26	24	10	10	16	x
5	64	Stephen McKNIGHT	26	24	0	13	13	x
6	11	Dominic HERBERTSON	25	25	1	x	x	25
7	56	Adam McLEAN	20	30	5	20	x	x
8	79	Vinny BRENNAN	20	30	0	x	4	16
9	74	Tommy HENRY	15	35	5	x	2	13
10	78	Dominic COTTRELL	15	35	0	5	x	10
11	59	Darryl TWEED	15	35	0	7	8	x
12	28	Paul GARTLAND	15	35	0	9	6	x
13	111	Noel SMITH	12	38	3	x	1	11
14	60	Darren COOPER	11	39	1	x	11	x
15	131	Shaun ANDERSON	10	40	1	x	10	x
16	173	John ELLA	9	41	1	x	x	9
17	24	Kevin BAKER	9	41	0	2	7	x
18	15	Anthony McCOLGAN	9	41	0	6	3	x
19	31	Robert CAIRNS	8	42	1	x	x	8
20	311	Brad VICARS	8	42	0	8	x	x
21	29	Alastair HAWORTH	7	43	1	x	x	7
22	42	Brian LOUGHLIN	7	43	0	1	x	6
23	112	Martin CURRAMS	5	45	2	x	x	5
24	97	William HARA	5	45	0	x	5	x
25	211	Tim STEPHENSON	4	46	1	x	x	4
26	777	Shaun WYNNE	4	46	0	4	x	x
27	179	James ROTHERY	3	47	1	x	x	3
28	76	Mark KIRBY	3	47	0	3	x	x

Event Legend

#1	26/04/2019	KDM HIRE COOKSTOWN 100	#3	28/06/2019	F and O DC ENNISKILLEN ROAD RACE
#2	03/05/2019	AROUND A POUND TANDRAGEE 100			