



Friday 28th & Saturday 29th June 2019

promoted by Enniskillen & District MCC

<https://enniskillenroadraces.co.uk/>

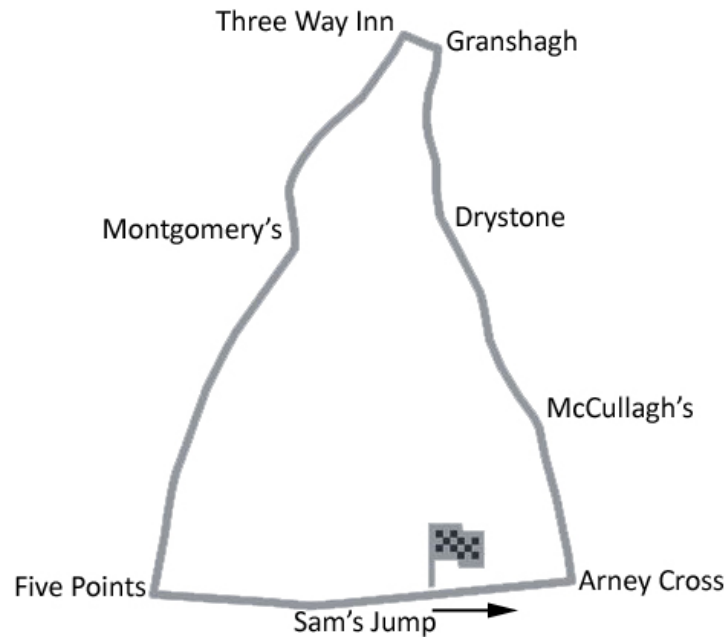
<https://en-gb.facebook.com/Enniskillen100/>



**MOTO 3 (125cc GP)
&
SUPERSPORT 300**



Arney Circuit 3.011 miles



LAP RECORDS at the start of the meeting

Class	Rider	Machine	m s	mph	Year
125cc	Kevin Fitzpatrick	Honda	2 04.259	87.234	2018
Moto 3	to be established				
Supersport 300	to be established				
250cc	John McAllister	Honda	2 18.120	78.480	2018
Lightweight Supersport	Paul Gartland	Kawasaki 400	2 03.606	87.695	2018
Supermono	to be established				
Supertwin	Derek McGee	Kawasaki	1 50.211	98.353	2018
Supersport	Derek McGee	Kawasaki	1 46.002	102.258	2018
Superbike	Derek McGee	Kawasaki	1 44.062	104.165	2018
Senior Support	Stephen McKeown	Triumph 675	1 53.691	95.343	2018
Junior Support	Darryl Anderson	Kawasaki 400	2 02.493	88.492	2018
Classic 1000cc	Richard Ford	Norton 920	2 09.781	83.522	2018
Classic 500cc	Barry Davidson	Honda	2 10.557	83.026	2018
Classic 350cc	Barry Davidson	Honda	2 13.824	80.999	2018
Classic 250cc	Brian Mateer	Suzuki	2 17.463	78.855	2018
Forgotten Era	to be established				

MOST WINS AT ENNISKILLEN ROAD RACE (including Enniskillen 100 1929–52)

Joe O'Neill	6	1931-35 (350-4, General Handicap-2)
Derek McGee	5	2018 (Supertwin – 1, Supersport – 2, Superbike – 2)
Gordon Burney	4	1929-30 (350-2, General Handicap-2)
J F Young	4	1932-33 (500-2, General Handicap-2)
Artie Bell	3	1937-39 (350-1, 500-1, General Handicap-1)

MOST WINS AT ALL IRISH ROAD RACE MEETINGS (after Kells Road Race 2019)

Ryan Farquhar	211	1995-16
Joey Dunlop	156	1971-00
Robert Dunlop	135	1980-08
William Dunlop	119	2005-17
Ray McCullough	109	1960-82
Phillip McCallen	109	1987-99
Michael Dunlop	102	2006-18
Brian Reid	78	1980-94
Darran Lindsay	74	1999-06
Barry Davidson	73	1998-19

ENNISKILLEN ROAD RACE

MOTO 3 (125GP) / SUPERSPORT 300

Qualifying

Friday, 28 June 2019



Moto 3 (125CC GP)


Pos	Class	No	Name	Machine / Sponsor	Best Lap		On	Total Laps
					Time	Speed		
Qualifying Classification								
1	M3	75	Kevin FITZPATRICK	Honda 125 - Harp Farm Racing	2:01.479	89.230	3	4
2	M3	98	Samuel GRIEF	Honda 250 Moto 3 - PR18 Racing	2:04.821	86.841	4	5
3	M3	3	Gary DUNLOP	Honda 250 Moto 3 - Joey's Bar MCC	2:05.297	86.511	4	5
4	M3	30	Melissa KENNEDY	Honda 250 Moto 3 - K.N.R.	2:09.986	83.391	4	5
5	M3	69	Ronnie SCOTT	Honda 250 Moto 3	2:10.778	82.886	5	5
6	M3	43	Wayne KENNEDY	Honda 125 - Joey's Bar MCC	2:11.270	82.575	5	5
7	M3	49	Malcolm LOVE	Honda 250 Moto 3 - CB Racing	2:13.375	81.272	3	5
8	M3	34	Sean LEONARD	Honda 125 - Mago Racing	2:14.410	80.646	5	5
9	M3	28	Paul GARTLAND	Honda 125	2:15.459	80.021	3	4
10	M3	2	Peter SHANNON	Honda 125 - BD40	2:43.607	66.254	4	4

Supersport 300

Pos	Class	No	Name	Machine / Sponsor	Best Lap		On	Total Laps
					Time	Speed		
Qualifying Classification								
1	SS300	40	Barry DAVIDSON	Kawasaki 300	2:18.168	78.452	4	5

Provisional result to be confirmed by the Stewards of the Meeting subject to completion of technical inspections & the time limit for protests

Page 1 / 1

Circuit	Arney	Signed		Organising Club	Enniskillen & D MCC
Length(miles)	3.0110	Lap 1 (3.0240)	Chief Timekeeper	Qualifying Started	16:10
Weather	Bright	Issued At:	16:26		
Track	Dry				

ENNISKILLEN ROAD RACE

MOTO 3 (125GP) / SUPERSPORT 300

Qualifying

Friday, 28 June 2019

DETAILED RESULT



Qualifying Classification

Position

1 75 Kevin FITZPATRICK

M3 Behind

Best Time **2:01.479** Best Speed **89.230** On **3** Gp

Lap	Elapsed Time	Lap Time	Lap Speed
1	16:13:18.636	2:10.697	83.295
2	16:15:25.184	2:06.548	85.656
3	16:17:26.663	2:01.479	89.230
4	16:19:30.760	2:04.097	87.348

2 98 Samuel GRIEF

M3 Behind **3.342**

Best Time **2:04.821** Best Speed **86.841** On **4** Gp

Lap	Elapsed Time	Lap Time	Lap Speed
1	16:13:14.342	2:13.974	81.258
2	16:15:21.207	2:06.865	85.442
3	16:17:26.235	2:05.028	86.697
4	16:19:31.056	2:04.821	86.841
5	16:21:37.572	2:06.516	85.678

3 3 Gary DUNLOP

M3 Behind **3.818**

Best Time **2:05.297** Best Speed **86.511** On **4** Gp

Lap	Elapsed Time	Lap Time	Lap Speed
1	16:13:24.982	2:12.237	82.325
2	16:15:33.934	2:08.952	84.059
3	16:17:40.432	2:06.498	85.690
4	16:19:45.729	2:05.297	86.511
5	16:21:54.455	2:08.726	84.207

4 30 Melissa KENNEDY

M3 Behind **8.507**

Best Time **2:09.986** Best Speed **83.391** On **4** Gp

Lap	Elapsed Time	Lap Time	Lap Speed
1	16:13:31.454	2:17.918	78.934
2	16:15:42.228	2:10.774	82.888
3	16:17:53.544	2:11.316	82.546
4	16:20:03.530	2:09.986	83.391
5	16:22:16.031	2:12.501	81.808

Qualifying Classification

Position

5 69 Ronnie SCOTT

M3 Behind **9.299**

Best Time **2:10.778** Best Speed **82.886** On **5** Gp

Lap	Elapsed Time	Lap Time	Lap Speed
1	16:13:38.755	2:23.942	75.630
2	16:15:51.284	2:12.529	81.790
3	16:18:04.897	2:13.613	81.127
4	16:20:17.809	2:12.912	81.555
5	16:22:28.587	2:10.778	82.886

6 43 Wayne KENNEDY

M3 Behind **9.791**

Best Time **2:11.270** Best Speed **82.575** On **5** Gp

Lap	Elapsed Time	Lap Time	Lap Speed
1	16:13:33.565	2:26.504	74.308
2	16:15:49.919	2:16.354	79.496
3	16:18:04.741	2:14.822	80.399
4	16:20:17.183	2:12.442	81.844
5	16:22:28.453	2:11.270	82.575

7 49 Malcolm LOVE

M3 Behind **11.896**

Best Time **2:13.375** Best Speed **81.272** On **3** Gp

Lap	Elapsed Time	Lap Time	Lap Speed
1	16:13:19.499	2:19.013	78.312
2	16:15:33.702	2:14.203	80.770
3	16:17:47.077	2:13.375	81.272
4	16:20:02.221	2:15.144	80.208
5	16:22:16.068	2:13.847	80.985

8 34 Sean LEONARD

M3 Behind **12.931**

Best Time **2:14.410** Best Speed **80.646** On **5** Gp

Lap	Elapsed Time	Lap Time	Lap Speed
1	16:13:16.505	2:27.212	73.950
2	16:15:33.893	2:17.388	78.898
3	16:17:48.662	2:14.769	80.431
4	16:20:03.171	2:14.509	80.586
5	16:22:17.581	2:14.410	80.646

ENNISKILLEN ROAD RACE

MOTO 3 (125GP) / SUPERSPORT 300

Qualifying

Friday, 28 June 2019

DETAILED RESULT



Qualifying Classification

Position

9 28 Paul GARTLAND

M3 Behind 13.980

Best Time 2:15.459 Best Speed 80.021 On 3 Gp

Lap	Elapsed Time	Lap Time	Lap Speed
1	16:13:19.227	2:24.759	75.204
2	16:15:36.734	2:17.507	78.829
3	16:17:52.193	2:15.459	80.021
4	16:20:11.176	2:18.983	77.992

10 2 Peter SHANNON

M3 Behind 42.128

Best Time 2:43.607 Best Speed 66.254 On 4 Gp

Lap	Elapsed Time	Lap Time	Lap Speed
1	16:13:47.434	2:52.110	63.253
2	16:16:34.433	2:46.999	64.908
3	16:19:21.971	2:47.538	64.699
4	16:22:05.578	2:43.607	66.254

ENNISKILLEN ROAD RACE

MOTO 3 (125GP) / SUPERSPORT 300

Qualifying

Friday, 28 June 2019

DETAILED RESULT



Qualifying Classification

Position

1 40 Barry DAVIDSON

SS300 Behind 16.689

Best Time 2:18.168 Best Speed 78.452 On 4 Gp

Lap	Elapsed Time	Lap Time	Lap Speed
1	16:13:16.486	2:27.353	73.880
2	16:15:35.494	2:19.008	77.978
3	16:17:53.802	2:18.308	78.373
4	16:20:11.970	2:18.168	78.452
5	16:22:30.735	2:18.765	78.115

F and O DC ENNISKILLEN ROAD RACE

MOTO 3 (125cc GP) / SUPERSPORT 300

Arney 3.011 miles

R3: Joey's Bar MCC Moto 3 (125GP)

29/06/2019 12:00

Race (6 Laps)

RACE 3 - MOTO 3 (125GP)

2
B

40
A B

5

C
28

B
34

A
49

4

C
43

B
69

A
30

3

C
3


B
98

A
75 A

2

1

POLE POSITION



Promoted by Enniskillen and District MCC

Orbits

Provisional result to be confirmed by the Stewards of the Meeting subject to the completion of technical inspections and the time limit for protests
MCUI (Ulster Centre) Timing @ www.elaps-timing.com



ENNISKILLEN ROAD RACE

MOTO 3 (125GP) / SUPERSPORT 300

Race 3 - Joey's Bar MCC Moto 3 (125GP) / Supersport 300

Saturday, 29 June 2019



Moto 3 (125CC GP)

Pos	Class	No	Name	Machine / Sponsor	Gp	Lap	Total Time	Behind	Speed	-----Best Lap-----		
										Time	Speed	On
Race Classification												
1	M3	3	Gary DUNLOP	Honda 250 Moto 3 - Joey's Bar MCC	a	6	12:15.608		88.477	2:00.177	90.197	5
2	M3	98	Samuel GRIEF	Honda 250 Moto 3 - PR18 Racing	a	6	12:16.934	1.326	88.318	2:00.726	89.787	6
3	M3	75	Kevin FITZPATRICK	Honda 125 - Harp Farm Racing	a	6	12:21.880	6.272	87.729	2:01.270	89.384	3
4	M3	86	Nigel MOORE	Honda 250 Moto 3	b	6	12:41.184	25.576	85.504	2:03.796	87.560	6
5	M3	30	Melissa KENNEDY	Honda 250 Moto 3 - K.N.R.	a	6	12:46.456	30.848	84.916	2:05.773	86.184	4
6	M3	69	Ronnie SCOTT	Honda 250 Moto 3	a	6	13:16.235	1:00.627	81.740	2:10.456	83.090	2
7	M3	34	Sean LEONARD	Honda 125 - Mago Racing	a	6	13:16.922	1:01.314	81.670	2:09.545	83.674	4
8	M3	28	Paul GARTLAND	Honda 125	a	6	13:17.178	1:01.570	81.643	2:10.071	83.336	6
9	M3	49	Malcolm LOVE	Honda 250 Moto 3 - CB Racing	a	6	13:58.092	1:42.484	77.658	2:13.660	81.098	2
10	M3	2	Peter SHANNON	Honda 125 - BD40	b	5	13:13.466	1 Lap	68.364	2:33.876	70.444	5

Fastest Lap / New Lap Record 90.197 mph

M3	3	Gary DUNLOP	Honda 250 Moto 3 - Joey's Bar MCC	2:00.177	90.197	5
----	---	-------------	-----------------------------------	----------	--------	---

Not Classified

DNF	M3	43	Wayne KENNEDY	Honda 125 - Joey's Bar MCC	a	4	8:51.246		81.705	2:10.504	83.060	4
-----	----	----	---------------	----------------------------	---	---	----------	--	--------	----------	--------	---


Supersport 300

Pos	Class	No	Name	Machine / Sponsor	Gp	Lap	Total Time	Behind	Speed	-----Best Lap-----		
										Time	Speed	On
Race Classification												
1	SS300	40	Barry DAVIDSON	Kawasaki 300	b	6	13:56.952		77.764	2:18.234	78.415	4

Fastest Lap / New Lap Record 78.415 mph

SS300	40	Barry DAVIDSON	Kawasaki 300	2:18.234	78.415	4
-------	----	----------------	--------------	----------	--------	---

Provisional result to be confirmed by the Stewards of the Meeting subject to completion of technical inspections & the time limit for protests

Circuit	Arney	Signed		Organising Club	Enniskillen & D MCC
Length(miles)	3.0110	Lap 1 (3.0240)	Chief Timekeeper	Race Started	12:05
Weather	Sunny	Issued At:	12:21	Gp Time Diff - b	16.76
Track	Dry				

ENNISKILLEN ROAD RACE

MOTO 3 (125GP) / SUPERSPORT 300

Race 3 - Joey's Bar MCC Moto 3 (125GP) / Supersport 300

Saturday, 29 June 2019

DETAILED RESULT



Moto 3 (125CC GP)

Race Classification

1 3 Gary DUNLOP

Total Time **12:15.608** Avg Speed **88.477** Behind
Best Time **2:00.177** Best Speed **90.197** On **5** Gp **a**

Lap	Elapsed Time	Lap Time	Lap Speed
1	2:10.203	2:10.203	83.611
2	4:11.603	2:01.400	89.288
3	6:12.698	2:01.095	89.513
4	8:14.439	2:01.741	89.038
5	10:14.616	2:00.177	90.197
6	12:15.608	2:00.992	89.589

2 98 Samuel GRIEF

Total Time **12:16.934** Avg Speed **88.318** Behind **1.326**
Best Time **2:00.726** Best Speed **89.787** On **6** Gp **a**

Lap	Elapsed Time	Lap Time	Lap Speed
1	2:07.734	2:07.734	85.227
2	4:09.930	2:02.196	88.707
3	6:12.218	2:02.288	88.640
4	8:14.467	2:02.249	88.668
5	10:16.208	2:01.741	89.038
6	12:16.934	2:00.726	89.787

3 75 Kevin FITZPATRICK

Total Time **12:21.880** Avg Speed **87.729** Behind **6.272**
Best Time **2:01.270** Best Speed **89.384** On **3** Gp **a**

Lap	Elapsed Time	Lap Time	Lap Speed
1	2:10.304	2:10.304	83.546
2	4:12.150	2:01.846	88.961
3	6:13.420	2:01.270	89.384
4	8:16.015	2:02.595	88.418
5	10:18.539	2:02.524	88.469
6	12:21.880	2:03.341	87.883

4 86 Nigel MOORE

Total Time **12:41.184** Avg Speed **85.504** Behind **25.576**
Best Time **2:03.796** Best Speed **87.560** On **6** Gp **b**

Lap	Elapsed Time	Lap Time	Lap Speed
1	2:13.601	2:13.601	81.484
2	4:18.631	2:05.030	86.696
3	6:24.949	2:06.318	85.812
4	8:32.944	2:07.995	84.688
5	10:37.388	2:04.444	87.104
6	12:41.184	2:03.796	87.560

Moto 3 (125CC GP)

Race Classification

5 30 Melissa KENNEDY

Total Time **12:46.456** Avg Speed **84.916** Behind **30.848**
Best Time **2:05.773** Best Speed **86.184** On **4** Gp **a**

Lap	Elapsed Time	Lap Time	Lap Speed
1	2:12.633	2:12.633	82.079
2	4:19.679	2:07.046	85.320
3	6:27.457	2:07.778	84.832
4	8:33.230	2:05.773	86.184
5	10:40.531	2:07.301	85.149
6	12:46.456	2:05.925	86.080

6 69 Ronnie SCOTT

Total Time **13:16.235** Avg Speed **81.740** Behind **1:00.627**
Best Time **2:10.456** Best Speed **83.090** On **2** Gp **a**

Lap	Elapsed Time	Lap Time	Lap Speed
1	2:18.692	2:18.692	78.493
2	4:29.148	2:10.456	83.090
3	6:40.916	2:11.768	82.263
4	8:52.289	2:11.373	82.510
5	11:03.024	2:10.735	82.913
6	13:16.235	2:13.211	81.372

7 34 Sean LEONARD

Total Time **13:16.922** Avg Speed **81.670** Behind **1:01.314**
Best Time **2:09.545** Best Speed **83.674** On **4** Gp **a**

Lap	Elapsed Time	Lap Time	Lap Speed
1	2:22.543	2:22.543	76.373
2	4:33.545	2:11.002	82.744
3	6:43.653	2:10.108	83.312
4	8:53.198	2:09.545	83.674
5	11:04.930	2:11.732	82.285
6	13:16.922	2:11.992	82.123

8 28 Paul GARTLAND

Total Time **13:17.178** Avg Speed **81.643** Behind **1:01.570**
Best Time **2:10.071** Best Speed **83.336** On **6** Gp **a**

Lap	Elapsed Time	Lap Time	Lap Speed
1	2:20.925	2:20.925	77.250
2	4:33.924	2:12.999	81.501
3	6:45.587	2:11.663	82.328
4	8:56.268	2:10.681	82.947
5	11:07.107	2:10.839	82.847
6	13:17.178	2:10.071	83.336

ENNISKILLEN ROAD RACE

MOTO 3 (125GP) / SUPERSPORT 300

Race 3 - Joey's Bar MCC Moto 3 (125GP) / Supersport 300

Saturday, 29 June 2019

DETAILED RESULT

Moto 3 (125CC GP)



Race Classification

9 49 Malcolm LOVE

Total Time **13:58.092** Avg Speed **77.658** Behind **1:42.484**

Best Time **2:13.660** Best Speed **81.098** On **2** Gp **a**

Lap	Elapsed Time	Lap Time	Lap Speed
1	2:42.248	2:42.248	67.097
2	4:55.908	2:13.660	81.098
3	7:11.364	2:15.456	80.023
4	9:26.512	2:15.148	80.205
5	11:42.399	2:15.887	79.769
6	13:58.092	2:15.693	79.883

10 2 Peter SHANNON

Total Time **13:13.466** Avg Speed **68.364** Behind **1 Lap**

Best Time **2:33.876** Best Speed **70.444** On **5** Gp **b**

Lap	Elapsed Time	Lap Time	Lap Speed
1	2:50.064	2:50.064	64.014
2	5:27.713	2:37.649	68.758
3	8:03.371	2:35.658	69.637
4	10:39.590	2:36.219	69.387
5	13:13.466	2:33.876	70.444

Not Classified

DNF 43 Wayne KENNEDY

Total Time **8:51.246** Avg Speed **81.705** Behind

Best Time **2:10.504** Best Speed **83.060** On **4** Gp **a**

Lap	Elapsed Time	Lap Time	Lap Speed
1	2:17.994	2:17.994	78.890
2	4:29.111	2:11.117	82.671
3	6:40.742	2:11.631	82.348
4	8:51.246	2:10.504	83.060

ENNISKILLEN ROAD RACE

MOTO 3 (125GP) / SUPERSPORT 300

Race 3 - Joey's Bar MCC Moto 3 (125GP) / Supersport 300

Saturday, 29 June 2019

DETAILED RESULT



Supersport 300

Race Classification

1 40 Barry DAVIDSON

Total Time **13:56.952** Avg Speed **77.764** Behind
Best Time **2:18.234** Best Speed **78.415** On **4** Gp **b**

Lap	Elapsed Time	Lap Time	Lap Speed
1	2:23.528	2:23.528	75.849
2	4:42.380	2:18.852	78.066
3	7:01.478	2:19.098	77.928
4	9:19.712	2:18.234	78.415
5	11:37.972	2:18.260	78.400
6	13:56.952	2:18.980	77.994

ENNISKILLEN ROAD RACE

MOTO 3 (125GP) / SUPERSPORT 300

Race 3 - Joey's Bar MCC Moto 3 (125GP) / Supersport 300



LAP CHART

1

No	Name	Gp	Time of Day	Lap Time
98	Samuel GRIEF	a	12:07:46.040	2:07.734
3	Gary DUNLOP	a	12:07:48.509	2:10.203
75	Kevin FITZPATRICK	a	12:07:48.610	2:10.304
30	Melissa KENNEDY	a	12:07:50.939	2:12.633
43	Wayne KENNEDY	a	12:07:56.300	2:17.994
69	Ronnie SCOTT	a	12:07:56.998	2:18.692
28	Paul GARTLAND	a	12:07:59.231	2:20.925
34	Sean LEONARD	a	12:08:00.849	2:22.543
86	Nigel MOORE	b	12:08:08.667	2:13.601
40	Barry DAVIDSON	b	12:08:18.594	2:23.528
49	Malcolm LOVE	a	12:08:20.554	2:42.248
2	Peter SHANNON	b	12:08:45.130	2:50.064

2

No	Name	Gp	Time of Day	Lap Time
98	Samuel GRIEF	a	12:09:48.236	2:02.196
3	Gary DUNLOP	a	12:09:49.909	2:01.400
75	Kevin FITZPATRICK	a	12:09:50.456	2:01.846
30	Melissa KENNEDY	a	12:09:57.985	2:07.046
43	Wayne KENNEDY	a	12:10:07.417	2:11.117
69	Ronnie SCOTT	a	12:10:07.454	2:10.456
34	Sean LEONARD	a	12:10:11.851	2:11.002
28	Paul GARTLAND	a	12:10:12.230	2:12.999
86	Nigel MOORE	b	12:10:13.697	2:05.030
49	Malcolm LOVE	a	12:10:34.214	2:13.660
40	Barry DAVIDSON	b	12:10:37.446	2:18.852
2	Peter SHANNON	b	12:11:22.779	2:37.649

3

No	Name	Gp	Time of Day	Lap Time
98	Samuel GRIEF	a	12:11:50.524	2:02.288
3	Gary DUNLOP	a	12:11:51.004	2:01.095
75	Kevin FITZPATRICK	a	12:11:51.726	2:01.270
30	Melissa KENNEDY	a	12:12:05.763	2:07.778
43	Wayne KENNEDY	a	12:12:19.048	2:11.631
69	Ronnie SCOTT	a	12:12:19.222	2:11.768
86	Nigel MOORE	b	12:12:20.015	2:06.318
34	Sean LEONARD	a	12:12:21.959	2:10.108
28	Paul GARTLAND	a	12:12:23.893	2:11.663
49	Malcolm LOVE	a	12:12:49.670	2:15.456
40	Barry DAVIDSON	b	12:12:56.544	2:19.098
2	Peter SHANNON	b	12:13:58.437	2:35.658

4

No	Name	Gp	Time of Day	Lap Time
3	Gary DUNLOP	a	12:13:52.745	2:01.741
98	Samuel GRIEF	a	12:13:52.773	2:02.249
75	Kevin FITZPATRICK	a	12:13:54.321	2:02.595
30	Melissa KENNEDY	a	12:14:11.536	2:05.773
86	Nigel MOORE	b	12:14:28.010	2:07.995
43	Wayne KENNEDY	a	12:14:29.552	2:10.504
69	Ronnie SCOTT	a	12:14:30.595	2:11.373
34	Sean LEONARD	a	12:14:31.504	2:09.545
28	Paul GARTLAND	a	12:14:34.574	2:10.681
49	Malcolm LOVE	a	12:15:04.818	2:15.148
40	Barry DAVIDSON	b	12:15:14.778	2:18.234
2	Peter SHANNON	b	12:16:34.656	2:36.219

5

No	Name	Gp	Time of Day	Lap Time
3	Gary DUNLOP	a	12:15:52.922	2:00.177
98	Samuel GRIEF	a	12:15:54.514	2:01.741
75	Kevin FITZPATRICK	a	12:15:56.845	2:02.524
30	Melissa KENNEDY	a	12:16:18.837	2:07.301
86	Nigel MOORE	b	12:16:32.454	2:04.444
69	Ronnie SCOTT	a	12:16:41.330	2:10.735
34	Sean LEONARD	a	12:16:43.236	2:11.732
28	Paul GARTLAND	a	12:16:45.413	2:10.839
49	Malcolm LOVE	a	12:17:20.705	2:15.887
40	Barry DAVIDSON	b	12:17:33.038	2:18.260
2	Peter SHANNON	b	12:19:08.532	2:33.876

6

No	Name	Gp	Time of Day	Lap Time
3	Gary DUNLOP	a	12:17:53.914	2:00.992
98	Samuel GRIEF	a	12:17:55.240	2:00.726
75	Kevin FITZPATRICK	a	12:18:00.186	2:03.341
30	Melissa KENNEDY	a	12:18:24.762	2:05.925
86	Nigel MOORE	b	12:18:36.250	2:03.796
69	Ronnie SCOTT	a	12:18:54.541	2:13.211
34	Sean LEONARD	a	12:18:55.228	2:11.992
28	Paul GARTLAND	a	12:18:55.484	2:10.071
49	Malcolm LOVE	a	12:19:36.398	2:15.693
40	Barry DAVIDSON	b	12:19:52.018	2:18.980

ROAD RACE - IRISH MOTO 3 (125GP)

2019

Pos	No.	Name	Total	Diff	Gap	#1 #2 #3 #4			
						R1	R1	R1	R1
1	3	Gary DUNLOP	70	0	0	x	20	25	25
2	75	Kevin FITZPATRICK	68	2	2	16	16	20	16
3	98	Samuel GRIEF	55	15	13	11	11	13	20
4	6	Derek McGEE	50	20	5	25	25	x	x
5	86	Nigel MOORE	46	24	4	20	13	x	13
6	30	Melissa KENNEDY	35	35	11	x	8	16	11
7	28	Paul GARTLAND	27	43	8	13	6	x	8
8	43	Wayne KENNEDY	21	49	6	x	10	11	x
9	34	Sean LEONARD	19	51	2	x	x	10	9
10	122	Chris MEYER	16	54	3	9	7	x	x
11	69	Ronnie SCOTT	15	55	1	x	5	x	10
12	94	Andrew JACKSON	10	60	5	10	x	x	x
13	8	Darryl ANDERSON	9	61	1	x	x	9	x
14	301	Dean STIMPSON	9	61	0	x	9	x	x
15	14	Jack SANDS	8	62	1	8	x	x	x
16	49	Malcolm LOVE	7	63	1	x	x	x	7
17	2	Peter SHANNON	6	64	1	x	x	x	6

Event Legend

#1	26/04/2019	KDM HIRE COOKSTOWN 100	#3	15/06/2019	CC's UNLIMITED KELLS ROAD RACE
#2	03/05/2019	AROUND A POUND TANDRAGEE 100	#4	28/06/2019	F and O DC ENNISKILLEN ROAD RACE

ROAD RACE - ULSTER MOTO 3 (125GP)

2019

Pos	No.	Name	Total	Diff	Gap	#1	#2	#3
						R1	R1	R1
1	6	Derek McGEE	50	0	0	25	25	x
2	75	Kevin FITZPATRICK	48	2	2	16	16	16
3	86	Nigel MOORE	46	4	2	20	13	13
4	3	Gary DUNLOP	45	5	1	x	20	25
5	98	Samuel GRIEF	42	8	3	11	11	20
6	28	Paul GARTLAND	27	23	15	13	6	8
7	30	Melissa KENNEDY	19	31	8	x	8	11
8	122	Chris MEYER	16	34	3	9	7	x
9	69	Ronnie SCOTT	15	35	1	x	5	10
10	94	Andrew JACKSON	10	40	5	10	x	x
11	43	Wayne KENNEDY	10	40	0	x	10	x
12	34	Sean LEONARD	9	41	1	x	x	9
13	301	Dean STIMPSON	9	41	0	x	9	x
14	14	Jack SANDS	8	42	1	8	x	x
15	49	Malcolm LOVE	7	43	1	x	x	7
16	2	Peter SHANNON	6	44	1	x	x	6

Event Legend

#1	26/04/2019	KDM HIRE COOKSTOWN 100	#3	28/06/2019	F and O DC ENNISKILLEN ROAD RACE
#2	03/05/2019	AROUND A POUND TANDRAGEE 100			