



**Friday 28<sup>th</sup> & Saturday 29<sup>th</sup> June 2019**

**promoted by Enniskillen & District MCC**

<https://enniskillenroadraces.co.uk/>

<https://en-gb.facebook.com/Enniskillen100/>



**LIGHTWEIGHT SUPERSPORT**

**&**

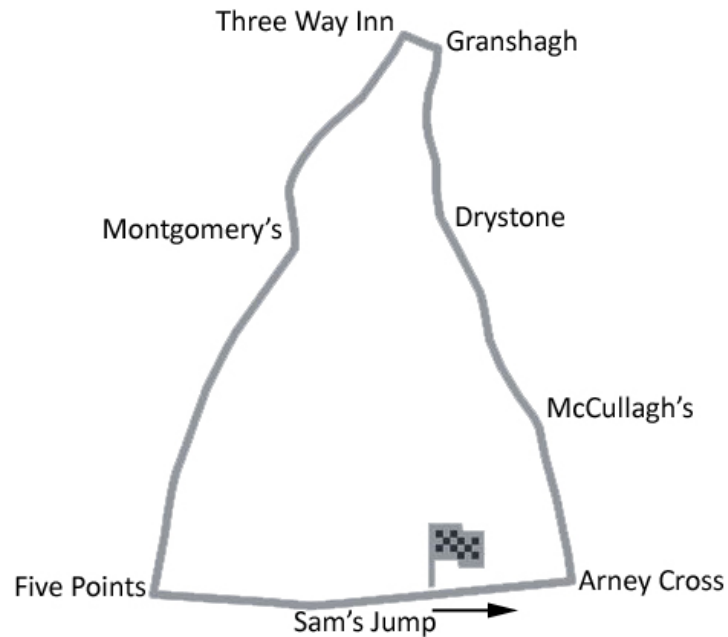
**250cc GP**

**&**

**FORGOTTEN ERA**



# Arney Circuit 3.011 miles



## LAP RECORDS at the start of the meeting

| Class                  | Rider             | Machine      | m s      | mph     | Year |
|------------------------|-------------------|--------------|----------|---------|------|
| 125cc                  | Kevin Fitzpatrick | Honda        | 2 04.259 | 87.234  | 2018 |
| Moto 3                 | to be established |              |          |         |      |
| Supersport 300         | to be established |              |          |         |      |
| 250cc                  | John McAllister   | Honda        | 2 18.120 | 78.480  | 2018 |
| Lightweight Supersport | Paul Gartland     | Kawasaki 400 | 2 03.606 | 87.695  | 2018 |
| Supermono              | to be established |              |          |         |      |
| Supertwin              | Derek McGee       | Kawasaki     | 1 50.211 | 98.353  | 2018 |
| Supersport             | Derek McGee       | Kawasaki     | 1 46.002 | 102.258 | 2018 |
| Superbike              | Derek McGee       | Kawasaki     | 1 44.062 | 104.165 | 2018 |
| Senior Support         | Stephen McKeown   | Triumph 675  | 1 53.691 | 95.343  | 2018 |
| Junior Support         | Darryl Anderson   | Kawasaki 400 | 2 02.493 | 88.492  | 2018 |
| Classic 1000cc         | Richard Ford      | Norton 920   | 2 09.781 | 83.522  | 2018 |
| Classic 500cc          | Barry Davidson    | Honda        | 2 10.557 | 83.026  | 2018 |
| Classic 350cc          | Barry Davidson    | Honda        | 2 13.824 | 80.999  | 2018 |
| Classic 250cc          | Brian Mateer      | Suzuki       | 2 17.463 | 78.855  | 2018 |
| Forgotten Era          | to be established |              |          |         |      |

## MOST WINS AT ENNISKILLEN ROAD RACE (including Enniskillen 100 1929–52)

|               |   |   |
|---------------|---|---|
| Joe O'Neill   | 6 | 1931-35 (350-4, General Handicap-2)                 |
| Derek McGee   | 5 | 2018 (Supertwin – 1, Supersport – 2, Superbike – 2) |
| Gordon Burney | 4 | 1929-30 (350-2, General Handicap-2)                 |
| J F Young     | 4 | 1932-33 (500-2, General Handicap-2)                 |
| Artie Bell    | 3 | 1937-39 (350-1, 500-1, General Handicap-1)          |

## MOST WINS AT ALL IRISH ROAD RACE MEETINGS (after Kells Road Race 2019)

|                  |     |         |
|------------------|-----|---------|
| Ryan Farquhar    | 211 | 1995-16 |
| Joey Dunlop      | 156 | 1971-00 |
| Robert Dunlop    | 135 | 1980-08 |
| William Dunlop   | 119 | 2005-17 |
| Ray McCullough   | 109 | 1960-82 |
| Phillip McCallen | 109 | 1987-99 |
| Michael Dunlop   | 102 | 2006-18 |
| Brian Reid       | 78  | 1980-94 |
| Darran Lindsay   | 74  | 1999-06 |
| Barry Davidson   | 73  | 1998-19 |

# ENNISKILLEN ROAD RACE

## LIGHTWEIGHT SUPERSPORT / 250GP / FORGOTTEN ERA

### Qualifying

Friday, 28 June 2019



### Forgotten Era

| Pos                       | Class | No | Name        | Machine / Sponsor      | Time     | Best Lap |        | On | Total Laps |
|---------------------------|-------|----|-------------|------------------------|----------|----------|--------|----|------------|
|                           |       |    |             |                        |          | Behind   | Speed  |    |            |
| Qualifying Classification |       |    |             |                        |          |          |        |    |            |
| 1                         | FERA  | 72 | Gareth KEYS | Yamaha 347 - HK Racing | 2:04.152 |          | 87.309 | 4  | 5          |

No 66 - TRANSPONDER NOT DETECTED


### Lightweight Supersport

| Pos                       | Class | No  | Name              | Machine / Sponsor                   | Time     | Best Lap |        | On | Total Laps |
|---------------------------|-------|-----|-------------------|-------------------------------------|----------|----------|--------|----|------------|
|                           |       |     |                   |                                     |          | Behind   | Speed  |    |            |
| Qualifying Classification |       |     |                   |                                     |          |          |        |    |            |
| 1                         | LWSR  | 38  | Paul WILLIAMS     | Yamaha 400 - PK Racing              | 1:59.982 |          | 90.344 | 4  | 5          |
| 2                         | LWSR  | 49  | Stephen McKEOWN   | Kawasaki 400 - McKillop Motorcycles | 2:01.076 | 1.094    | 89.527 | 5  | 5          |
| 3                         | LWSR  | 8   | Darryl ANDERSON   | Kawasaki 400 - Shay D Racing        | 2:02.005 | 2.023    | 88.846 | 4  | 5          |
| 4                         | LWSR  | 66  | Alan JOHNSTON     | Yamaha 400                          | 2:03.504 | 3.522    | 87.767 | 4  | 4          |
| 5                         | LWSR  | 29  | Alastair HAWORTH  | Yamaha 400                          | 2:04.571 | 4.589    | 87.015 | 3  | 5          |
| 6                         | LWSR  | 316 | Stephen MORRISON  | Kawasaki 400 - NAB Racing           | 2:05.171 | 5.189    | 86.598 | 4  | 5          |
| 7                         | LWSR  | 33  | David HOWARD      | Kawasaki 400 - MC Racing            | 2:07.089 | 7.107    | 85.291 | 5  | 5          |
| 8                         | LWSR  | 171 | Dave WALSH        | Kawasaki 400 - DRW Racing           | 2:08.000 | 8.018    | 84.684 | 5  | 5          |
| 9                         | LWSR  | 32  | Aaron BOYD        | Kawasaki 400                        | 2:08.060 | 8.078    | 84.645 | 4  | 5          |
| 10                        | LWSR  | 42  | Brian LOUGHLIN    | Kawasaki 400 - G2-Tech              | 2:08.741 | 8.759    | 84.197 | 5  | 5          |
| 11                        | LWSR  | 105 | Darren DUNCAN     | Kawasaki 400                        | 2:12.044 | 12.062   | 82.091 | 3  | 5          |
| 12                        | LWSR  | 57  | Yvonne MONTGOMERY | Kawasaki 400                        | 2:26.298 | 26.316   | 74.093 | 2  | 4          |

No 66 - TRANSPONDER NOT DETECTED

Provisional result to be confirmed by the Stewards of the Meeting subject to completion of technical inspections & the time limit for protests

Page 1 / 1

|               |               |                |   |                    |                                |
|---------------|---------------|----------------|---|--------------------|--------------------------------|
| Circuit       | <b>Arney</b>  | Signed         |  | Organising Club    | <b>Enniskillen &amp; D MCC</b> |
| Length(miles) | <b>3.0110</b> | Lap 1 (3.0240) | Chief Timekeeper  | Qualifying Started | <b>17:58</b>                   |
| Weather       | <b>Bright</b> | Issued At:     | <b>18:14</b>  |                    |                                |
| Track         | <b>Dry</b>    |                |   |                    |                                |

# ENNISKILLEN ROAD RACE

## LIGHTWEIGHT SUPERSPORT / 250GP / FORGOTTEN ERA

### Qualifying

Friday, 28 June 2019

## DETAILED RESULT



### Qualifying Classification

Position

**1** 72 Gareth KEYS

FERA

Behind

Best Time **2:04.152** Best Speed **87.309** On **4** Gp

| Lap | Elapsed Time | Lap Time | Lap Speed |
|-----|--------------|----------|-----------|
| 1   | 18:00:35.283 | 2:13.581 | 81.497    |
| 2   | 18:02:41.772 | 2:06.489 | 85.696    |
| 3   | 18:04:50.079 | 2:08.307 | 84.482    |
| 4   | 18:06:54.231 | 2:04.152 | 87.309    |
| 5   | 18:08:58.720 | 2:04.489 | 87.073    |

# ENNISKILLEN ROAD RACE

## LIGHTWEIGHT SUPERSPORT / 250GP / FORGOTTEN ERA

### Qualifying

Friday, 28 June 2019

## DETAILED RESULT



### Qualifying Classification

Position

#### **1** 38 Paul WILLIAMS

LWSR Behind

Best Time **1:59.982** Best Speed **90.344** On **4** Gp

| Lap | Elapsed Time | Lap Time | Lap Speed |
|-----|--------------|----------|-----------|
| 1   | 18:01:10.364 | 2:29.003 | 73.062    |
| 2   | 18:03:11.179 | 2:00.815 | 89.721    |
| 3   | 18:05:13.012 | 2:01.833 | 88.971    |
| 4   | 18:07:12.994 | 1:59.982 | 90.344    |
| 5   | 18:09:13.267 | 2:00.273 | 90.125    |

#### **2** 49 Stephen McKEOWN

LWSR Behind **1.094**

Best Time **2:01.076** Best Speed **89.527** On **5** Gp

| Lap | Elapsed Time | Lap Time | Lap Speed |
|-----|--------------|----------|-----------|
| 1   | 18:00:31.808 | 2:10.050 | 83.709    |
| 2   | 18:02:37.037 | 2:05.229 | 86.558    |
| 3   | 18:04:38.988 | 2:01.951 | 88.885    |
| 4   | 18:06:40.904 | 2:01.916 | 88.910    |
| 5   | 18:08:41.980 | 2:01.076 | 89.527    |

#### **3** 8 Darryl ANDERSON

LWSR Behind **2.023**

Best Time **2:02.005** Best Speed **88.846** On **4** Gp

| Lap | Elapsed Time | Lap Time | Lap Speed |
|-----|--------------|----------|-----------|
| 1   | 18:00:34.349 | 2:08.070 | 85.004    |
| 2   | 18:02:39.048 | 2:04.699 | 86.926    |
| 3   | 18:04:43.450 | 2:04.402 | 87.134    |
| 4   | 18:06:45.455 | 2:02.005 | 88.846    |
| 5   | 18:08:47.511 | 2:02.056 | 88.808    |

#### **4** 66 Alan JOHNSTON

LWSR Behind **3.522**

Best Time **2:03.504** Best Speed **87.767** On **4** Gp

| Lap | Elapsed Time | Lap Time | Lap Speed |
|-----|--------------|----------|-----------|
| 1   | 18:02:38.534 | 2:06.492 | 86.064    |
| 2   | 18:04:43.451 | 2:04.917 | 86.774    |
| 3   | 18:06:47.916 | 2:04.465 | 87.090    |
| 4   | 18:08:51.420 | 2:03.504 | 87.767    |

### Qualifying Classification

Position

#### **5** 29 Alastair HAWORTH

LWSR Behind **4.589**

Best Time **2:04.571** Best Speed **87.015** On **3** Gp

| Lap | Elapsed Time | Lap Time | Lap Speed |
|-----|--------------|----------|-----------|
| 1   | 18:00:47.133 | 2:14.567 | 80.899    |
| 2   | 18:02:52.395 | 2:05.262 | 86.535    |
| 3   | 18:04:56.966 | 2:04.571 | 87.015    |
| 4   | 18:07:02.173 | 2:05.207 | 86.573    |
| 5   | 18:09:07.985 | 2:05.812 | 86.157    |

#### **6** 316 Stephen MORRISON

LWSR Behind **5.189**

Best Time **2:05.171** Best Speed **86.598** On **4** Gp

| Lap | Elapsed Time | Lap Time | Lap Speed |
|-----|--------------|----------|-----------|
| 1   | 18:00:57.111 | 2:23.771 | 75.720    |
| 2   | 18:03:02.812 | 2:05.701 | 86.233    |
| 3   | 18:05:13.564 | 2:10.752 | 82.902    |
| 4   | 18:07:18.735 | 2:05.171 | 86.598    |
| 5   | 18:09:24.066 | 2:05.331 | 86.488    |

#### **7** 33 David HOWARD

LWSR Behind **7.107**

Best Time **2:07.089** Best Speed **85.291** On **5** Gp

| Lap | Elapsed Time | Lap Time | Lap Speed |
|-----|--------------|----------|-----------|
| 1   | 18:00:37.538 | 2:14.766 | 80.780    |
| 2   | 18:02:47.087 | 2:09.549 | 83.672    |
| 3   | 18:04:55.314 | 2:08.227 | 84.534    |
| 4   | 18:07:02.863 | 2:07.549 | 84.984    |
| 5   | 18:09:09.952 | 2:07.089 | 85.291    |

#### **8** 171 Dave WALSH

LWSR Behind **8.018**

Best Time **2:08.000** Best Speed **84.684** On **5** Gp

| Lap | Elapsed Time | Lap Time | Lap Speed |
|-----|--------------|----------|-----------|
| 1   | 18:00:27.199 | 2:15.103 | 80.579    |
| 2   | 18:02:36.021 | 2:08.822 | 84.144    |
| 3   | 18:04:45.303 | 2:09.282 | 83.845    |
| 4   | 18:06:54.666 | 2:09.363 | 83.792    |
| 5   | 18:09:02.666 | 2:08.000 | 84.684    |

# ENNISKILLEN ROAD RACE

## LIGHTWEIGHT SUPERSPORT / 250GP / FORGOTTEN ERA

### Qualifying

Friday, 28 June 2019

## DETAILED RESULT



### Qualifying Classification

Position

#### **9** 32 Aaron BOYD

LWSR Behind 8.078

Best Time 2:08.060 Best Speed 84.645 On 4 Gp

| Lap | Elapsed Time | Lap Time | Lap Speed |
|-----|--------------|----------|-----------|
| 1   | 18:00:30.392 | 2:16.968 | 79.481    |
| 2   | 18:02:40.633 | 2:10.241 | 83.227    |
| 3   | 18:04:50.029 | 2:09.396 | 83.771    |
| 4   | 18:06:58.089 | 2:08.060 | 84.645    |
| 5   | 18:09:09.110 | 2:11.021 | 82.732    |

#### **10** 42 Brian LOUGHLIN

LWSR Behind 8.759

Best Time 2:08.741 Best Speed 84.197 On 5 Gp

| Lap | Elapsed Time | Lap Time | Lap Speed |
|-----|--------------|----------|-----------|
| 1   | 18:00:28.068 | 2:15.452 | 80.371    |
| 2   | 18:02:36.874 | 2:08.806 | 84.154    |
| 3   | 18:04:46.538 | 2:09.664 | 83.598    |
| 4   | 18:06:55.318 | 2:08.780 | 84.171    |
| 5   | 18:09:04.059 | 2:08.741 | 84.197    |

#### **11** 105 Darren DUNCAN

LWSR Behind 12.062

Best Time 2:12.044 Best Speed 82.091 On 3 Gp

| Lap | Elapsed Time | Lap Time | Lap Speed |
|-----|--------------|----------|-----------|
| 1   | 18:00:50.137 | 2:23.367 | 75.934    |
| 2   | 18:03:02.443 | 2:12.306 | 81.928    |
| 3   | 18:05:14.487 | 2:12.044 | 82.091    |
| 4   | 18:07:28.188 | 2:13.701 | 81.073    |
| 5   | 18:09:40.276 | 2:12.088 | 82.063    |

#### **12** 57 Yvonne MONTGOMERY

LWSR Behind 26.316

Best Time 2:26.298 Best Speed 74.093 On 2 Gp

| Lap | Elapsed Time | Lap Time | Lap Speed |
|-----|--------------|----------|-----------|
| 1   | 18:01:11.307 | 2:31.252 | 71.975    |
| 2   | 18:03:37.605 | 2:26.298 | 74.093    |
| 3   | 18:06:05.252 | 2:27.647 | 73.416    |
| 4   | 18:08:32.245 | 2:26.993 | 73.742    |

# F and O DC ENNISKILLEN ROAD RACE

LIGHTWEIGHT SUPERSPORT / 250cc GP / FORGOTTEN ERA

Arney 3.011 miles

R8: Enniskillen Tyre Centre Lightweight Supersport

29/06/2019 14:30

Race (6 Laps)

## RACE 8 - LIGHTWEIGHT SUPERSPORT / FORGOTTEN ERA

|                               |                               |                                |                            |
|-------------------------------|-------------------------------|--------------------------------|----------------------------|
| 105<br>C                      | 42<br>B                       | 57<br>A<br>32<br>A             | 6<br>5<br>4<br>3<br>2<br>1 |
| 171<br>C<br>29<br>C<br>8<br>C | 33<br>B<br>72<br>B<br>49<br>B | 316<br>A<br>66<br>A<br>38<br>A | B<br>A                     |
| POLE POSITION                 |                               |                                |                            |

# ENNISKILLEN ROAD RACE

## LIGHTWEIGHT SUPERSPORT / 250GP / FORGOTTEN ERA

### Race 8 - Enniskillen Tyres Lightweight Supersport/250GP/Forgotten Era

Saturday, 29 June 2019



#### Forgotten Era

-----Best Lap-----  
Pos Class No Name Machine / Sponsor Gp Lap Total Time Behind Speed Time Speed On

#### Race Classification

|   |      |    |             |                        |   |   |          |  |        |          |        |   |
|---|------|----|-------------|------------------------|---|---|----------|--|--------|----------|--------|---|
| 1 | FERA | 72 | Gareth KEYS | Yamaha 347 - HK Racing | a | 3 | 6:16.397 |  | 86.519 | 2:00.899 | 89.658 | 2 |
|---|------|----|-------------|------------------------|---|---|----------|--|--------|----------|--------|---|

#### Fastest Lap / New Lap Record 89.658 mph

|  |      |    |             |                        |  |  |  |  |  |          |        |   |
|--|------|----|-------------|------------------------|--|--|--|--|--|----------|--------|---|
|  | FERA | 72 | Gareth KEYS | Yamaha 347 - HK Racing |  |  |  |  |  | 2:00.899 | 89.658 | 2 |
|--|------|----|-------------|------------------------|--|--|--|--|--|----------|--------|---|

#### Lightweight Supersport

-----Best Lap-----  
Pos Class No Name Machine / Sponsor Gp Lap Total Time Behind Speed Time Speed On


#### Race Classification

|   |      |     |                  |                                     |   |   |          |        |        |          |        |   |
|---|------|-----|------------------|-------------------------------------|---|---|----------|--------|--------|----------|--------|---|
| 1 | LWSR | 49  | Stephen McKEOWN  | Kawasaki 400 - McKillop Motorcycles | a | 3 | 6:04.443 |        | 89.357 | 1:58.907 | 91.160 | 2 |
| 2 | LWSR | 38  | Paul WILLIAMS    | Yamaha 400 - PK Racing              | a | 3 | 6:05.281 | 0.838  | 89.152 | 1:59.179 | 90.952 | 2 |
| 3 | LWSR | 8   | Darryl ANDERSON  | Kawasaki 400 - Shay D Racing        | a | 3 | 6:12.903 | 8.460  | 87.330 | 2:02.793 | 88.275 | 2 |
| 4 | LWSR | 29  | Alastair HAWORTH | Yamaha 400                          | a | 3 | 6:17.530 | 13.087 | 86.260 | 2:02.833 | 88.247 | 2 |
| 5 | LWSR | 66  | Alan JOHNSTON    | Yamaha 400                          | a | 3 | 6:19.289 | 14.846 | 85.860 | 2:01.703 | 89.066 | 2 |
| 6 | LWSR | 316 | Stephen MORRISON | Kawasaki 400 - NAB Racing           | a | 3 | 6:31.226 | 26.783 | 83.240 | 2:06.873 | 85.437 | 2 |
| 7 | LWSR | 171 | Dave WALSH       | Kawasaki 400 - DRW Racing           | a | 3 | 6:33.966 | 29.523 | 82.661 | 2:08.303 | 84.484 | 2 |
| 8 | LWSR | 42  | Brian LOUGHLIN   | Kawasaki 400 - G2-Tech              | b | 3 | 6:36.491 | 32.048 | 82.135 | 2:09.677 | 83.589 | 2 |
| 9 | LWSR | 105 | Darren DUNCAN    | Kawasaki 400                        | b | 3 | 6:37.072 | 32.629 | 82.014 | 2:09.063 | 83.987 | 3 |

#### Fastest Lap / New Lap Record 91.160 mph (Previously 87.695 mph)

|  |      |    |                 |                                     |  |  |  |  |  |          |        |   |
|--|------|----|-----------------|-------------------------------------|--|--|--|--|--|----------|--------|---|
|  | LWSR | 49 | Stephen McKEOWN | Kawasaki 400 - McKillop Motorcycles |  |  |  |  |  | 1:58.907 | 91.160 | 2 |
|--|------|----|-----------------|-------------------------------------|--|--|--|--|--|----------|--------|---|

Provisional result to be confirmed by the Stewards of the Meeting subject to completion of technical inspections & the time limit for protests

|               |                                     |            |   |                  |                                |
|---------------|-------------------------------------|------------|---|------------------|--------------------------------|
| Circuit       | <b>Arney</b>                        | Signed     |  | Organising Club  | <b>Enniskillen &amp; D MCC</b> |
| Length(miles) | <b>3.0110</b> <b>Lap 1 (3.0240)</b> |            | Chief Timekeeper  | Race Started     | <b>16:49</b>                   |
| Weather       | <b>Sunny</b>                        | Issued At: | 16:59   | Gp Time Diff - b | <b>17.32</b>                   |
| Track         | <b>Dry</b>                          |            |   |                  |                                |



# ENNISKILLEN ROAD RACE

## LIGHTWEIGHT SUPERSPORT / 250GP / FORGOTTEN ERA

Race 8 - Enniskillen Tyres Lightweight Supersport/250GP/Forgotten Era

Saturday, 29 June 2019

### DETAILED RESULT



Forgotten Era

#### Race Classification

**1** 72 Gareth KEYS

Total Time **6:16.397** Avg Speed **86.519** Behind  
Best Time **2:00.899** Best Speed **89.658** On **2** Gp **a**

| Lap | Elapsed Time | Lap Time | Lap Speed |
|-----|--------------|----------|-----------|
| 1   | 2:13.441     | 2:13.441 | 81.582    |
| 2   | 4:14.340     | 2:00.899 | 89.658    |
| 3   | 6:16.397     | 2:02.057 | 88.808    |

# ENNISKILLEN ROAD RACE

## LIGHTWEIGHT SUPERSPORT / 250GP / FORGOTTEN ERA

Race 8 - Enniskillen Tyres Lightweight Supersport/250GP/Forgotten Era

Saturday, 29 June 2019

### DETAILED RESULT



#### Lightweight Supersport

##### Race Classification

### **1** 49 Stephen McKEOWN

Total Time **6:04.443** Avg Speed **89.357** Behind  
Best Time **1:58.907** Best Speed **91.160** On **2** Gp **a**

| Lap | Elapsed Time | Lap Time | Lap Speed |
|-----|--------------|----------|-----------|
| 1   | 2:05.615     | 2:05.615 | 86.665    |
| 2   | 4:04.522     | 1:58.907 | 91.160    |
| 3   | 6:04.443     | 1:59.921 | 90.390    |

### **2** 38 Paul WILLIAMS

Total Time **6:05.281** Avg Speed **89.152** Behind **0.838**  
Best Time **1:59.179** Best Speed **90.952** On **2** Gp **a**

| Lap | Elapsed Time | Lap Time | Lap Speed |
|-----|--------------|----------|-----------|
| 1   | 2:05.337     | 2:05.337 | 86.857    |
| 2   | 4:04.516     | 1:59.179 | 90.952    |
| 3   | 6:05.281     | 2:00.765 | 89.758    |

### **3** 8 Darryl ANDERSON

Total Time **6:12.903** Avg Speed **87.330** Behind **8.460**  
Best Time **2:02.793** Best Speed **88.275** On **2** Gp **a**

| Lap | Elapsed Time | Lap Time | Lap Speed |
|-----|--------------|----------|-----------|
| 1   | 2:07.160     | 2:07.160 | 85.612    |
| 2   | 4:09.953     | 2:02.793 | 88.275    |
| 3   | 6:12.903     | 2:02.950 | 88.163    |

### **4** 29 Alastair HAWORTH

Total Time **6:17.530** Avg Speed **86.260** Behind **13.087**  
Best Time **2:02.833** Best Speed **88.247** On **2** Gp **a**

| Lap | Elapsed Time | Lap Time | Lap Speed |
|-----|--------------|----------|-----------|
| 1   | 2:09.968     | 2:09.968 | 83.762    |
| 2   | 4:12.801     | 2:02.833 | 88.247    |
| 3   | 6:17.530     | 2:04.729 | 86.905    |

### **5** 66 Alan JOHNSTON

Total Time **6:19.289** Avg Speed **85.860** Behind **14.846**  
Best Time **2:01.703** Best Speed **89.066** On **2** Gp **a**

| Lap | Elapsed Time | Lap Time | Lap Speed |
|-----|--------------|----------|-----------|
| 1   | 2:14.205     | 2:14.205 | 81.118    |
| 2   | 4:15.908     | 2:01.703 | 89.066    |
| 3   | 6:19.289     | 2:03.381 | 87.855    |

#### Lightweight Supersport

##### Race Classification

### **6** 316 Stephen MORRISON

Total Time **6:31.226** Avg Speed **83.240** Behind **26.783**  
Best Time **2:06.873** Best Speed **85.437** On **2** Gp **a**

| Lap | Elapsed Time | Lap Time | Lap Speed |
|-----|--------------|----------|-----------|
| 1   | 2:14.287     | 2:14.287 | 81.068    |
| 2   | 4:21.160     | 2:06.873 | 85.437    |
| 3   | 6:31.226     | 2:10.066 | 83.339    |

### **7** 171 Dave WALSH

Total Time **6:33.966** Avg Speed **82.661** Behind **29.523**  
Best Time **2:08.303** Best Speed **84.484** On **2** Gp **a**

| Lap | Elapsed Time | Lap Time | Lap Speed |
|-----|--------------|----------|-----------|
| 1   | 2:15.258     | 2:15.258 | 80.486    |
| 2   | 4:23.561     | 2:08.303 | 84.484    |
| 3   | 6:33.966     | 2:10.405 | 83.123    |

### **8** 42 Brian LOUGHLIN

Total Time **6:36.491** Avg Speed **82.135** Behind **32.048**  
Best Time **2:09.677** Best Speed **83.589** On **2** Gp **b**

| Lap | Elapsed Time | Lap Time | Lap Speed |
|-----|--------------|----------|-----------|
| 1   | 2:16.183     | 2:16.183 | 79.939    |
| 2   | 4:25.860     | 2:09.677 | 83.589    |
| 3   | 6:36.491     | 2:10.631 | 82.979    |

### **9** 105 Darren DUNCAN

Total Time **6:37.072** Avg Speed **82.014** Behind **32.629**  
Best Time **2:09.063** Best Speed **83.987** On **3** Gp **b**

| Lap | Elapsed Time | Lap Time | Lap Speed |
|-----|--------------|----------|-----------|
| 1   | 2:17.422     | 2:17.422 | 79.219    |
| 2   | 4:28.009     | 2:10.587 | 83.007    |
| 3   | 6:37.072     | 2:09.063 | 83.987    |

# ENNISKILLEN ROAD RACE

## LIGHTWEIGHT SUPERSPORT / 250GP / FORGOTTEN ERA

### Race 8 - Enniskillen Tyres Lightweight Supersport/250GP/Forgotten Era



## LAP CHART

1

| No  | Name             | Gp | Time of Day  | Lap Time |
|-----|------------------|----|--------------|----------|
| 38  | Paul WILLIAMS    | a  | 16:51:24.982 | 2:05.337 |
| 49  | Stephen McKEOWN  | a  | 16:51:25.260 | 2:05.615 |
| 8   | Darryl ANDERSON  | a  | 16:51:26.805 | 2:07.160 |
| 29  | Alastair HAWORTH | a  | 16:51:29.613 | 2:09.968 |
| 72  | Gareth KEYS      | a  | 16:51:33.086 | 2:13.441 |
| 66  | Alan JOHNSTON    | a  | 16:51:33.850 | 2:14.205 |
| 316 | Stephen MORRISON | a  | 16:51:33.932 | 2:14.287 |
| 171 | Dave WALSH       | a  | 16:51:34.903 | 2:15.258 |
| 42  | Brian LOUGHLIN   | b  | 16:51:53.148 | 2:16.183 |
| 105 | Darren DUNCAN    | b  | 16:51:54.387 | 2:17.422 |

2

| No  | Name             | Gp | Time of Day  | Lap Time |
|-----|------------------|----|--------------|----------|
| 38  | Paul WILLIAMS    | a  | 16:53:24.161 | 1:59.179 |
| 49  | Stephen McKEOWN  | a  | 16:53:24.167 | 1:58.907 |
| 8   | Darryl ANDERSON  | a  | 16:53:29.598 | 2:02.793 |
| 29  | Alastair HAWORTH | a  | 16:53:32.446 | 2:02.833 |
| 72  | Gareth KEYS      | a  | 16:53:33.985 | 2:00.899 |
| 66  | Alan JOHNSTON    | a  | 16:53:35.553 | 2:01.703 |
| 316 | Stephen MORRISON | a  | 16:53:40.805 | 2:06.873 |
| 171 | Dave WALSH       | a  | 16:53:43.206 | 2:08.303 |
| 42  | Brian LOUGHLIN   | b  | 16:54:02.825 | 2:09.677 |
| 105 | Darren DUNCAN    | b  | 16:54:04.974 | 2:10.587 |

3

| No  | Name             | Gp | Time of Day  | Lap Time |
|-----|------------------|----|--------------|----------|
| 49  | Stephen McKEOWN  | a  | 16:55:24.088 | 1:59.921 |
| 38  | Paul WILLIAMS    | a  | 16:55:24.926 | 2:00.765 |
| 8   | Darryl ANDERSON  | a  | 16:55:32.548 | 2:02.950 |
| 72  | Gareth KEYS      | a  | 16:55:36.042 | 2:02.057 |
| 29  | Alastair HAWORTH | a  | 16:55:37.175 | 2:04.729 |
| 66  | Alan JOHNSTON    | a  | 16:55:38.934 | 2:03.381 |
| 316 | Stephen MORRISON | a  | 16:55:50.871 | 2:10.066 |
| 171 | Dave WALSH       | a  | 16:55:53.611 | 2:10.405 |
| 42  | Brian LOUGHLIN   | b  | 16:56:13.456 | 2:10.631 |
| 105 | Darren DUNCAN    | b  | 16:56:14.037 | 2:09.063 |

**ROAD RACE - IRISH LIGHTWEIGHT SUPERSPORT**

2019

| Pos | No. | Name             | Total | Diff | Gap | #1 #2 #3 #4 |    |    |    |
|-----|-----|------------------|-------|------|-----|-------------|----|----|----|
|     |     |                  |       |      |     | R1          | R1 | R1 | R1 |
| 1   | 38  | Paul WILLIAMS    | 70    | 0    | 0   | 25          | 25 | x  | 20 |
| 2   | 8   | Darryl ANDERSON  | 61    | 9    | 9   | x           | 20 | 25 | 16 |
| 3   | 49  | Stephen McKEOWN  | 58    | 12   | 3   | 20          | 13 | x  | 25 |
| 4   | 316 | Stephen MORRISON | 54    | 16   | 4   | 13          | 11 | 20 | 10 |
| 5   | 32  | Aaron BOYD       | 30    | 40   | 24  | 11          | 3  | 16 | x  |
| 6   | 199 | Lloyd COLLINS    | 23    | 47   | 7   | 16          | 7  | x  | x  |
| 7   | 29  | Alastair HAWORTH | 23    | 47   | 0   | x           | 10 | x  | 13 |
| 8   | 42  | Brian LOUGHLIN   | 21    | 49   | 2   | 9           | 4  | x  | 8  |
| 9   | 66  | Alan JOHNSTON    | 19    | 51   | 2   | x           | 8  | x  | 11 |
| 10  | 164 | Stephen TOBIN    | 17    | 53   | 2   | x           | 6  | 11 | x  |
| 11  | 105 | Darren DUNCAN    | 17    | 53   | 0   | 10          | x  | x  | 7  |
| 12  | 33  | David HOWARD     | 16    | 54   | 1   | x           | 16 | x  | x  |
| 13  | 40  | Michael HOEY     | 14    | 56   | 2   | x           | 1  | 13 | x  |
| 14  | 171 | Dave WALSH       | 14    | 56   | 0   | x           | 5  | x  | 9  |
| 15  | 119 | Kris DUNCAN      | 9     | 61   | 5   | x           | 9  | x  | x  |
| 16  | 133 | Jordan McFERRAN  | 8     | 62   | 1   | 8           | x  | x  | x  |
| 17  | 5   | R J WOOLSEY      | 2     | 68   | 6   | x           | 2  | x  | x  |

**Event Legend**

|    |            |                              |    |            |                                  |
|----|------------|------------------------------|----|------------|----------------------------------|
| #1 | 26/04/2019 | KDM HIRE COOKSTOWN 100       | #3 | 15/06/2019 | CC's UNLIMITED KELLS ROAD RACE   |
| #2 | 03/05/2019 | AROUND A POUND TANDRAGEE 100 | #4 | 28/06/2019 | F and O DC ENNISKILLEN ROAD RACE |

**ROAD RACE - ULSTER LIGHTWEIGHT SUPERSPORT**

2019

| Pos | No. | Name             | Total | Diff | Gap | #1 | #2 | #3 |
|-----|-----|------------------|-------|------|-----|----|----|----|
|     |     |                  |       |      |     | R1 | R1 | R1 |
| 1   | 38  | Paul WILLIAMS    | 70    | 0    | 0   | 25 | 25 | 20 |
| 2   | 49  | Stephen McKEOWN  | 58    | 12   | 12  | 20 | 13 | 25 |
| 3   | 59  | Darryl ANDERSON  | 36    | 34   | 22  | x  | 20 | 16 |
| 4   | 316 | Stephen MORRISON | 34    | 36   | 2   | 13 | 11 | 10 |
| 5   | 199 | Lloyd COLLINS    | 23    | 47   | 11  | 16 | 7  | x  |
| 6   | 29  | Alastair HAWORTH | 23    | 47   | 0   | x  | 10 | 13 |
| 7   | 42  | Brian LOUGHLIN   | 21    | 49   | 2   | 9  | 4  | 8  |
| 8   | 66  | Alan JOHNSTON    | 19    | 51   | 2   | x  | 8  | 11 |
| 9   | 105 | Darren DUNCAN    | 17    | 53   | 2   | 10 | x  | 7  |
| 10  | 33  | David HOWARD     | 16    | 54   | 1   | x  | 16 | x  |
| 11  | 171 | Dave WALSH       | 14    | 56   | 2   | x  | 5  | 9  |
| 12  | 32  | Aaron BOYD       | 14    | 56   | 0   | 11 | 3  | x  |
| 13  | 119 | Kris DUNCAN      | 9     | 61   | 5   | x  | 9  | x  |
| 14  | 133 | Jordan McFERRAN  | 8     | 62   | 1   | 8  | x  | x  |
| 15  | 164 | Stephen TOBIN    | 6     | 64   | 2   | x  | 6  | x  |
| 16  | 5   | R J WOOLSEY      | 2     | 68   | 4   | x  | 2  | x  |
| 17  | 40  | Michael HOEY     | 1     | 69   | 1   | x  | 1  | x  |

**Event Legend**

|    |            |                              |    |            |                                  |
|----|------------|------------------------------|----|------------|----------------------------------|
| #1 | 26/04/2019 | KDM HIRE COOKSTOWN 100       | #3 | 28/06/2019 | F and O DC ENNISKILLEN ROAD RACE |
| #2 | 03/05/2019 | AROUND A POUND TANDRAGEE 100 |    |            |                                  |