

Bayview
HOTEL
PORTBALLINTRAE

ARMOY ROAD RACE
The Race of Legends

Friday 26th & Saturday 27th July 2019

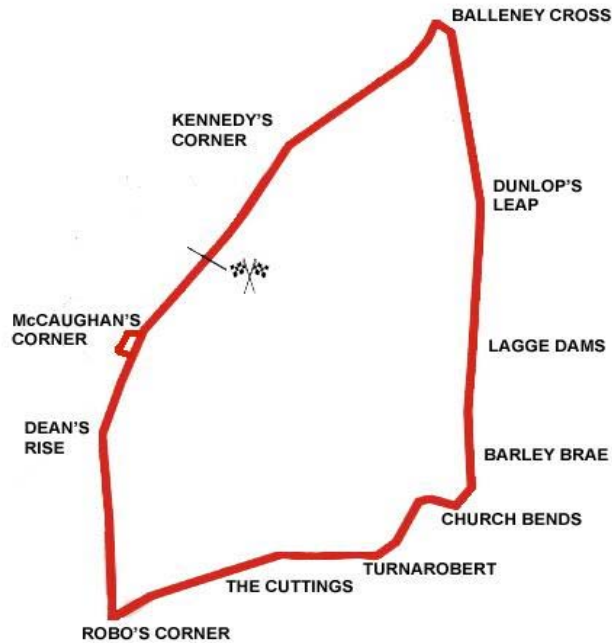
promoted by
Armoyn Motorcycle Road Racing Club
www.amrrc.com



SENIOR SUPPORT



Armoey Circuit 3.008 miles



Lap Records at the start of the meeting

Class	Rider	Machine	m s	mph	Year
125cc	William Dunlop	Honda	2 02.397	88.473	2010
Moto 3	Christian Elkin	Honda 250	2 03.375	87.771	2014
Supersport 300	to be established				
250cc	Michael Sweeney	Honda	1 52.439	96.308	2013
Lightweight Supersport	Seamus Elliott	Yamaha 400	1 56.932	92.608	2015
Supertwin	Ryan Farquhar	Kawasaki	1 50.379	98.106	2015
Supersport	William Dunlop	Yamaha	1 43.834	104.290	2015
Superbike	Michael Dunlop	Honda	1 41.382	106.812	2013
Senior Support	Connor Behan	Kawasaki 636	1 50.783	97.748	2013
Junior Support	Mark Hanna	Kawasaki 650	1 54.969	94.189	2013
Classic 1000cc	Robert McCrum	Norton Weslake 950	2 06.649	85.502	2013
Classic 500cc	Richard Lambourne	Norton	2 10.738	82.828	2013
Classic 350cc	Barry Davidson	Honda	2 14.308	80.627	2016
Classic 250cc	Richard Ford	Suzuki	2 16.465	79.352	2017
Forgotten Era	Gareth Keys	Yamaha 347	2 15.993	79.628	2017

MOST WINS AT ARMOY ROAD RACE

Michael Dunlop	17	2009-17	(125-1, 250-1, Supersport-3, Superbike-12)
Ryan Farquhar	12	2009-15	(450-3, Supertwin-5, Supersport-1, Superbike-3)
William Dunlop	11	2010-16	(125-2, 250-3, Supersport-6)
Barry Davidson	6	2012-17	(Classic 350-6)
Richard Ford	4	2011-17	(Classic 250-1, Classic 1000-3)
Christian Elkin	4	2013-17	(Moto 3-4)

MOST WINS AT ALL IRISH ROAD RACE MEETINGS (after Faugheen 50 2019)

Ryan Farquhar	211	1995-16
Joey Dunlop	156	1971-00
Robert Dunlop	135	1980-08
William Dunlop	119	2005-17
Ray McCullough	109	1960-82
Phillip McCallen	109	1987-99
Michael Dunlop	102	2006-18
Brian Reid	78	1980-94
Barry Davidson	78	1998-19
Darran Lindsay	74	1999-06

Bayview Hotel Armoy Road Race

SENIOR SUPPORT

Qualifying


Friday, 26 July 2019



Pos	Class	No	Name	Machine / Sponsor	----- Best Lap -----			On	Laps
					Time	Behind	Speed		
Qualifying Classification									
1	SSEN	74	Tommy HENRY	Yamaha 600 - H O'Kane Motors	1:56.560		92.903	4	5
2	SSEN	83	Andy McALLISTER	Suzuki 750 - FRSNI/Mac Racing	1:57.192	0.632	92.402	4	5
3	SSEN	129	Ryan FENTON	Yamaha 600 - NJT Racing	1:57.205	0.645	92.392	4	5
4	SSEN	139	Dermot CLEARY	Yamaha 600	1:57.901	1.341	91.847	3	5
5	SSEN	132	Chris COOK	Kawasaki 600 - Cook Racing	1:58.549	1.989	91.345	4	5
6	SSEN	8	Darryl ANDERSON	Yamaha 600 - DK Racing	1:59.219	2.659	90.831	4	5
7	SSEN	21	Mike SWANSON	Yamaha 600 - HMD Tuning	1:59.900	3.340	90.315	4	5
8	SSEN	23	Stuart McCANN	Triumph 675 - MRE	2:00.490	3.930	89.873	4	5
9	SSEN	142	Adrian HERATY	Yamaha 600 - Enniskillen Motorcycles	2:01.336	4.776	89.246	3	4
10	SSEN	35	Daniel INGHAM	Suzuki 750 - Strangford Holiday Park	2:02.089	5.529	88.696	5	5
11	SSEN	140	Steven SMITH	Honda 600 - Smith Racing	2:02.266	5.706	88.568	4	5
12	SSEN	131	Wayne PITHER	Triumph 675 - BAS	2:02.941	6.381	88.081	5	5
13	SSEN	11	John CAHILL	Suzuki 750	2:04.074	7.514	87.277	3	5
14	SSEN	111	Noel SMITH	Kawasaki 600 - Smith Racing	2:04.826	8.266	86.751	3	5
15	SSEN	160	Ben PLANT	Kawasaki 600 - Car Colour Mobile Express	2:05.118	8.558	86.549	5	5
16	SSEN	29	Gary JORDAN	Yamaha 600	2:05.194	8.634	86.496	3	3
17	SSEN	343	David ROBINSON	Suzuki 750 - EJA Racing	2:06.865	10.305	85.357	3	5
18	SSEN	777	Shaun WYNNE	Kawasaki 600 - SMW Racing	2:07.190	10.630	85.139	3	3
19	SSEN	60	George SCOTT	Honda 600	2:07.697	11.137	84.801	3	5
20	SSEN	179	James ROTHERY	Triumph 675 - Ambler Racing	2:13.295	16.735	81.239	2	5

Provisional result to be confirmed by the Stewards of the Meeting subject to completion of technical inspections & the time limit for protests

Page 1 / 1

Circuit	Armoy	Signed		Organising Club	Armoy MRRC
Length(miles)	3.0080		Chief Timekeeper	Qualifying Started	13:39
Weather	Bright	Issued At:	13:58		
Track	Dry				

Bayview Hotel Armoy Road Race

SENIOR SUPPORT

Qualifying

Friday, 26 July 2019

DETAILED RESULT



Qualifying Classification

Position

1 74 Tommy HENRY

SSEN		Behind		
Best Time	1:56.560	Best Speed	92.903	On 4 Gp
Lap	Elapsed Time	Lap Time	Lap Speed	
1	2:06.040	2:06.040	85.916	
2	4:04.213	1:58.173	91.635	
3	6:01.073	1:56.860	92.665	
4	7:57.633	1:56.560	92.903	
5	9:55.732	1:58.099	91.693	

2 83 Andy McALLISTER

SSEN		Behind	0.632	
Best Time	1:57.192	Best Speed	92.402	On 4 Gp
Lap	Elapsed Time	Lap Time	Lap Speed	
1	2:11.695	2:11.695	82.226	
2	4:11.586	1:59.891	90.322	
3	6:11.310	1:59.724	90.448	
4	8:08.502	1:57.192	92.402	
5	10:07.019	1:58.517	91.369	

3 129 Ryan FENTON

SSEN		Behind	0.645	
Best Time	1:57.205	Best Speed	92.392	On 4 Gp
Lap	Elapsed Time	Lap Time	Lap Speed	
1	2:59.021	2:59.021	60.489	
2	5:01.524	2:02.503	88.396	
3	7:00.176	1:58.652	91.265	
4	8:57.381	1:57.205	92.392	
5	10:54.642	1:57.261	92.348	

4 139 Dermot CLEARY

SSEN		Behind	1.341	
Best Time	1:57.901	Best Speed	91.847	On 3 Gp
Lap	Elapsed Time	Lap Time	Lap Speed	
1	2:31.118	2:31.118	71.658	
2	4:30.843	1:59.725	90.447	
3	6:28.744	1:57.901	91.847	
4	8:26.687	1:57.943	91.814	
5	10:26.121	1:59.434	90.668	

Qualifying Classification

Position

5 132 Chris COOK

SSEN		Behind	1.989	
Best Time	1:58.549	Best Speed	91.345	On 4 Gp
Lap	Elapsed Time	Lap Time	Lap Speed	
1	2:11.657	2:11.657	82.250	
2	4:12.236	2:00.579	89.807	
3	6:11.867	1:59.631	90.518	
4	8:10.416	1:58.549	91.345	
5	10:10.268	1:59.852	90.351	

6 8 Darryl ANDERSON

SSEN		Behind	2.659	
Best Time	1:59.219	Best Speed	90.831	On 4 Gp
Lap	Elapsed Time	Lap Time	Lap Speed	
1	2:24.732	2:24.732	74.820	
2	4:24.856	2:00.124	90.147	
3	6:25.153	2:00.297	90.017	
4	8:24.372	1:59.219	90.831	
5	10:24.531	2:00.159	90.121	

7 21 Mike SWANSON

SSEN		Behind	3.340	
Best Time	1:59.900	Best Speed	90.315	On 4 Gp
Lap	Elapsed Time	Lap Time	Lap Speed	
1	2:19.790	2:19.790	77.465	
2	4:22.111	2:02.321	88.528	
3	6:23.385	2:01.274	89.292	
4	8:23.285	1:59.900	90.315	
5	10:24.937	2:01.652	89.015	

8 23 Stuart McCANN

SSEN		Behind	3.930	
Best Time	2:00.490	Best Speed	89.873	On 4 Gp
Lap	Elapsed Time	Lap Time	Lap Speed	
1	2:26.024	2:26.024	74.158	
2	4:28.019	2:01.995	88.764	
3	6:28.581	2:00.562	89.819	
4	8:29.071	2:00.490	89.873	
5	10:30.314	2:01.243	89.315	

Bayview Hotel Armoy Road Race

SENIOR SUPPORT

Qualifying

Friday, 26 July 2019

DETAILED RESULT



Qualifying Classification

Position

9 142 Adrian HERATY

SSEN Behind 4.776

Best Time 2:01.336 Best Speed 89.246 On 3 Gp

Lap	Elapsed Time	Lap Time	Lap Speed
1	3:01.652	3:01.652	59.613
2	5:09.849	2:08.197	84.470
3	7:11.185	2:01.336	89.246
4	9:16.123	2:04.938	86.673

Qualifying Classification

Position

13 11 John CAHILL

SSEN Behind 7.514

Best Time 2:04.074 Best Speed 87.277 On 3 Gp

Lap	Elapsed Time	Lap Time	Lap Speed
1	2:27.679	2:27.679	73.327
2	4:33.459	2:05.780	86.093
3	6:37.533	2:04.074	87.277
4	8:43.575	2:06.042	85.914
5	10:47.697	2:04.122	87.243

10 35 Daniel INGHAM

SSEN Behind 5.529

Best Time 2:02.089 Best Speed 88.696 On 5 Gp

Lap	Elapsed Time	Lap Time	Lap Speed
1	3:07.579	3:07.579	57.729
2	5:13.146	2:05.567	86.239
3	7:16.364	2:03.218	87.883
4	9:21.750	2:05.386	86.364
5	11:23.839	2:02.089	88.696

14 111 Noel SMITH

SSEN Behind 8.266

Best Time 2:04.826 Best Speed 86.751 On 3 Gp

Lap	Elapsed Time	Lap Time	Lap Speed
1	2:59.432	2:59.432	60.350
2	5:05.418	2:05.986	85.952
3	7:10.244	2:04.826	86.751
4	9:15.778	2:05.534	86.262
5	11:20.898	2:05.120	86.547

11 140 Steven SMITH

SSEN Behind 5.706

Best Time 2:02.266 Best Speed 88.568 On 4 Gp

Lap	Elapsed Time	Lap Time	Lap Speed
1	2:36.141	2:36.141	69.353
2	4:39.985	2:03.844	87.439
3	6:43.574	2:03.589	87.619
4	8:45.840	2:02.266	88.568
5	10:48.624	2:02.784	88.194

15 160 Ben PLANT

SSEN Behind 8.558

Best Time 2:05.118 Best Speed 86.549 On 5 Gp

Lap	Elapsed Time	Lap Time	Lap Speed
1	2:59.702	2:59.702	60.260
2	5:10.983	2:11.281	82.486
3	7:16.197	2:05.214	86.482
4	9:22.926	2:06.729	85.448
5	11:28.044	2:05.118	86.549

12 131 Wayne PITHER

SSEN Behind 6.381

Best Time 2:02.941 Best Speed 88.081 On 5 Gp

Lap	Elapsed Time	Lap Time	Lap Speed
1	2:35.296	2:35.296	69.730
2	4:38.610	2:03.314	87.815
3	6:41.575	2:02.965	88.064
4	8:44.721	2:03.146	87.935
5	10:47.662	2:02.941	88.081

16 29 Gary JORDAN

SSEN Behind 8.634

Best Time 2:05.194 Best Speed 86.496 On 3 Gp

Lap	Elapsed Time	Lap Time	Lap Speed
1	2:53.911	2:53.911	62.266
2	5:01.577	2:07.666	84.821
3	7:06.771	2:05.194	86.496

Bayview Hotel Armoy Road Race

SENIOR SUPPORT

Qualifying

Friday, 26 July 2019

DETAILED RESULT



Qualifying Classification

Position

17 343 David ROBINSON

SSEN Behind 10.305

Best Time 2:06.865 Best Speed 85.357 On 3 Gp

Lap	Elapsed Time	Lap Time	Lap Speed
1	3:04.143	3:04.143	58.806
2	5:14.404	2:10.261	83.132
3	7:21.269	2:06.865	85.357
4	9:29.578	2:08.309	84.396
5	11:37.740	2:08.162	84.493

18 777 Shaun WYNNE

SSEN Behind 10.630

Best Time 2:07.190 Best Speed 85.139 On 3 Gp

Lap	Elapsed Time	Lap Time	Lap Speed
1	2:29.019	2:29.019	72.667
2	4:36.491	2:07.472	84.950
3	6:43.681	2:07.190	85.139

19 60 George SCOTT

SSEN Behind 11.137

Best Time 2:07.697 Best Speed 84.801 On 3 Gp

Lap	Elapsed Time	Lap Time	Lap Speed
1	2:59.265	2:59.265	60.407
2	5:10.872	2:11.607	82.281
3	7:18.569	2:07.697	84.801
4	9:28.379	2:09.810	83.420
5	11:37.651	2:09.272	83.768

20 179 James ROTHERY

SSEN Behind 16.735

Best Time 2:13.295 Best Speed 81.239 On 2 Gp

Lap	Elapsed Time	Lap Time	Lap Speed
1	3:02.465	3:02.465	59.347
2	5:15.760	2:13.295	81.239
3	7:31.852	2:16.092	79.570
4	9:50.189	2:18.337	78.278
5	12:14.683	2:24.494	74.943

BAYVIEW HOTEL ARMOY ROAD RACE

SENIOR SUPPORT

ArmoY 3.008 miles

R1: ArmoY Construction/PES Senior Support


26/07/2019 18:00

Race (7 Laps)

RACE 1 - FRIDAY - SENIOR SUPPORT

		179		60	C	9
		B		A		
			777			8
			A			
343	B	29	Needs 2 more laps	160		7
C		B		A		
		111		11		6
		B		A		
131	B	140		35	B	5
C		B		A		
			142			4
			A			
23	B	21		8		3
C		B		A		
		132		139		2
		B		A		
129	B	83		74	A	1
C		B		A		

POLE POSITION



Promoted by ArmoY MRRC

Orbits

Provisional result to be confirmed by the Stewards of the Meeting subject to the completion of technical inspections and the time limit for protests
MCUI (Ulster Centre) Timing @ www.elaps-timing.com

R. Agnew



Bayview Hotel Armoy Road Race

SENIOR SUPPORT

Race 1 - Armoy Construction/Park Electrical Services Senior Support


Friday, 26 July 2019



Pos	Class	No	Name	Machine / Sponsor	Gp	Lap	Total Time	Behind	Speed	-----Best Lap-----		
										Time	Speed	On
Race Classification												
1	SSEN	74	Tommy HENRY	Yamaha 600 - H O'Kane Motors	a	7	13:28.503		93.755	1:53.974	95.011	4
2	SSEN	129	Ryan FENTON	Yamaha 600 - NJT Racing	a	7	13:32.601	4.098	93.283	1:53.977	95.009	7
3	SSEN	83	Andy McALLISTER	Suzuki 750 - FRSNI/Mac Racing	a	7	13:35.715	7.212	92.927	1:55.478	93.774	5
4	SSEN	139	Dermot CLEARY	Yamaha 600	a	7	13:45.448	16.945	91.831	1:56.264	93.140	3
5	SSEN	35	Daniel INGHAM	Suzuki 750 - Strangford Holiday Park	b	7	13:45.620	17.117	91.812	1:56.543	92.917	5
6	SSEN	8	Darryl ANDERSON	Yamaha 600 - DK Racing	a	7	13:51.014	22.511	91.216	1:57.357	92.272	6
7	SSEN	132	Chris COOK	Kawasaki 600 - Cook Racing	a	7	13:54.908	26.405	90.790	1:57.908	91.841	4
8	SSEN	21	Mike SWANSON	Yamaha 600 - HMD Tuning	a	7	14:01.036	32.533	90.129	1:59.033	90.973	5
9	SSEN	23	Stuart McCANN	Triumph 675 - MRE	a	7	14:07.029	38.526	89.491	1:59.563	90.570	7
10	SSEN	131	Wayne PITHER	Triumph 675 - BAS	b	7	14:08.834	40.331	89.301	1:59.970	90.263	5
11	SSEN	11	John CAHILL	Suzuki 750	b	7	14:13.239	44.736	88.840	2:00.888	89.577	7
12	SSEN	140	Steven SMITH	Honda 600 - Smith Racing	b	7	14:14.926	46.423	88.665	2:00.028	90.219	7
13	SSEN	142	Adrian HERATY	Yamaha 600 - Enniskillen Motorcycles	a	7	14:19.071	50.568	88.237	2:00.582	89.804	5
14	SSEN	777	Shaun WYNNE	Kawasaki 600 - SMW Racing	b	7	14:31.719	1:03.216	86.956	2:01.548	89.091	7
15	SSEN	160	Ben PLANT	Kawasaki 600 - Car Colour Mobile Express	b	7	14:32.012	1:03.509	86.927	2:02.170	88.637	7
16	SSEN	111	Noel SMITH	Kawasaki 600 - Smith Racing	b	7	14:33.185	1:04.682	86.810	2:02.206	88.611	7
17	SSEN	343	David ROBINSON	Suzuki 750 - EJA Racing	b	7	14:57.177	1:28.674	84.489	2:05.470	86.306	4
18	SSEN	60	George SCOTT	Honda 600	c	7	15:00.052	1:31.549	84.219	2:06.416	85.660	6
19	SSEN	179	James ROTHERY	Triumph 675 - Ambler Racing	c	6	13:30.871	1 Lap	80.127	2:13.817	80.922	6
Fastest Lap												
	SSEN	74	Tommy HENRY	Yamaha 600 - H O'Kane Motors						1:53.974	95.011	4

Provisional result to be confirmed by the Stewards of the Meeting subject to completion of technical inspections & the time limit for protests

Page 1 / 1

Circuit	Armoy	Signed		Organising Club	Armoy MRRC
Length(miles)	3.0080		Chief Timekeeper	Race Started	18:30
Weather	Bright	Issued At:	18:48	Gp Time Diff - b 15.63 / c 30.23	
Track	Dry				

Bayview Hotel Armoy Road Race

SENIOR SUPPORT

Race 1 - Armoy Construction/Park Electrical Services Senior Support

Friday, 26 July 2019

DETAILED RESULT



Race Classification

1 74 Tommy HENRY

Total Time **13:28.503** Avg Speed **93.755** Behind
Best Time **1:53.974** Best Speed **95.011** On **4** Gp **a**

Lap	Elapsed Time	Lap Time	Lap Speed
1	1:59.011	1:59.011	90.990
2	3:54.355	1:55.344	93.883
3	5:49.994	1:55.639	93.643
4	7:43.968	1:53.974	95.011
5	9:38.444	1:54.476	94.595
6	11:32.955	1:54.511	94.566
7	13:28.503	1:55.548	93.717

2 129 Ryan FENTON

Total Time **13:32.601** Avg Speed **93.283** Behind **4.098**
Best Time **1:53.977** Best Speed **95.009** On **7** Gp **a**

Lap	Elapsed Time	Lap Time	Lap Speed
1	2:00.623	2:00.623	89.774
2	3:56.873	1:56.250	93.151
3	5:52.031	1:55.158	94.034
4	7:47.794	1:55.763	93.543
5	9:43.048	1:55.254	93.956
6	11:38.624	1:55.576	93.694
7	13:32.601	1:53.977	95.009

3 83 Andy McALLISTER

Total Time **13:35.715** Avg Speed **92.927** Behind **7.212**
Best Time **1:55.478** Best Speed **93.774** On **5** Gp **a**

Lap	Elapsed Time	Lap Time	Lap Speed
1	1:58.196	1:58.196	91.617
2	3:53.684	1:55.488	93.766
3	5:50.716	1:57.032	92.529
4	7:47.390	1:56.674	92.812
5	9:42.868	1:55.478	93.774
6	11:39.507	1:56.639	92.840
7	13:35.715	1:56.208	93.185

Race Classification

4 139 Dermot CLEARY

Total Time **13:45.448** Avg Speed **91.831** Behind **16.945**
Best Time **1:56.264** Best Speed **93.140** On **3** Gp **a**

Lap	Elapsed Time	Lap Time	Lap Speed
1	2:02.236	2:02.236	88.589
2	3:59.199	1:56.963	92.583
3	5:55.463	1:56.264	93.140
4	7:52.769	1:57.306	92.312
5	9:49.767	1:56.998	92.555
6	11:47.246	1:57.479	92.176
7	13:45.448	1:58.202	91.613

5 35 Daniel INGHAM

Total Time **13:45.620** Avg Speed **91.812** Behind **17.117**
Best Time **1:56.543** Best Speed **92.917** On **5** Gp **b**

Lap	Elapsed Time	Lap Time	Lap Speed
1	2:01.117	2:01.117	89.408
2	3:57.968	1:56.851	92.672
3	5:57.183	1:59.215	90.834
4	7:54.699	1:57.516	92.147
5	9:51.242	1:56.543	92.917
6	11:47.996	1:56.754	92.749
7	13:45.620	1:57.624	92.063

6 8 Darryl ANDERSON

Total Time **13:51.014** Avg Speed **91.216** Behind **22.511**
Best Time **1:57.357** Best Speed **92.272** On **6** Gp **a**

Lap	Elapsed Time	Lap Time	Lap Speed
1	2:02.501	2:02.501	88.398
2	4:01.202	1:58.701	91.228
3	5:59.778	1:58.576	91.324
4	7:57.748	1:57.970	91.793
5	9:56.077	1:58.329	91.514
6	11:53.434	1:57.357	92.272
7	13:51.014	1:57.580	92.097

Bayview Hotel Armoy Road Race

SENIOR SUPPORT

Race 1 - Armoy Construction/Park Electrical Services Senior Support

Friday, 26 July 2019

DETAILED RESULT



Race Classification

7 132 Chris COOK

Total Time **13:54.908** Avg Speed **90.790** Behind **26.405**
Best Time **1:57.908** Best Speed **91.841** On **4** Gp **a**

Lap	Elapsed Time	Lap Time	Lap Speed
1	2:03.736	2:03.736	87.515
2	4:02.055	1:58.319	91.522
3	6:00.422	1:58.367	91.485
4	7:58.330	1:57.908	91.841
5	9:56.646	1:58.316	91.524
6	11:54.702	1:58.056	91.726
7	13:54.908	2:00.206	90.085

8 21 Mike SWANSON

Total Time **14:01.036** Avg Speed **90.129** Behind **32.533**
Best Time **1:59.033** Best Speed **90.973** On **5** Gp **a**

Lap	Elapsed Time	Lap Time	Lap Speed
1	2:04.966	2:04.966	86.654
2	4:04.598	1:59.632	90.518
3	6:03.812	1:59.214	90.835
4	8:03.416	1:59.604	90.539
5	10:02.449	1:59.033	90.973
6	12:01.833	1:59.384	90.706
7	14:01.036	1:59.203	90.843

9 23 Stuart McCANN

Total Time **14:07.029** Avg Speed **89.491** Behind **38.526**
Best Time **1:59.563** Best Speed **90.570** On **7** Gp **a**

Lap	Elapsed Time	Lap Time	Lap Speed
1	2:07.167	2:07.167	85.154
2	4:07.147	1:59.980	90.255
3	6:06.980	1:59.833	90.366
4	8:06.724	1:59.744	90.433
5	10:07.078	2:00.354	89.975
6	12:07.466	2:00.388	89.949
7	14:07.029	1:59.563	90.570

Race Classification

10 131 Wayne PITHER

Total Time **14:08.834** Avg Speed **89.301** Behind **40.331**
Best Time **1:59.970** Best Speed **90.263** On **5** Gp **b**

Lap	Elapsed Time	Lap Time	Lap Speed
1	2:05.347	2:05.347	86.391
2	4:06.529	2:01.182	89.360
3	6:07.980	2:01.451	89.162
4	8:08.800	2:00.820	89.628
5	10:08.770	1:59.970	90.263
6	12:08.808	2:00.038	90.211
7	14:08.834	2:00.026	90.220

11 11 John CAHILL

Total Time **14:13.239** Avg Speed **88.840** Behind **44.736**
Best Time **2:00.888** Best Speed **89.577** On **7** Gp **b**

Lap	Elapsed Time	Lap Time	Lap Speed
1	2:03.729	2:03.729	87.520
2	4:05.213	2:01.484	89.138
3	6:06.626	2:01.413	89.190
4	8:09.449	2:02.823	88.166
5	10:11.242	2:01.793	88.912
6	12:12.351	2:01.109	89.414
7	14:13.239	2:00.888	89.577

12 140 Steven SMITH

Total Time **14:14.926** Avg Speed **88.665** Behind **46.423**
Best Time **2:00.028** Best Speed **90.219** On **7** Gp **b**

Lap	Elapsed Time	Lap Time	Lap Speed
1	2:08.107	2:08.107	84.529
2	4:11.178	2:03.071	87.988
3	6:12.903	2:01.725	88.961
4	8:14.206	2:01.303	89.271
5	10:14.532	2:00.326	89.996
6	12:14.898	2:00.366	89.966
7	14:14.926	2:00.028	90.219

Bayview Hotel Armoy Road Race

SENIOR SUPPORT

Race 1 - Armoy Construction/Park Electrical Services Senior Support

Friday, 26 July 2019

DETAILED RESULT



Race Classification

13 142 Adrian HERATY

Total Time **14:19.071** Avg Speed **88.237** Behind **50.568**
Best Time **2:00.582** Best Speed **89.804** On **5** Gp **a**

Lap	Elapsed Time	Lap Time	Lap Speed
1	2:09.191	2:09.191	83.820
2	4:11.698	2:02.507	88.393
3	6:12.804	2:01.106	89.416
4	8:16.294	2:03.490	87.690
5	10:16.876	2:00.582	89.804
6	12:17.528	2:00.652	89.752
7	14:19.071	2:01.543	89.094

14 777 Shaun WYNNE

Total Time **14:31.719** Avg Speed **86.956** Behind **1:03.216**
Best Time **2:01.548** Best Speed **89.091** On **7** Gp **b**

Lap	Elapsed Time	Lap Time	Lap Speed
1	2:08.036	2:08.036	84.576
2	4:13.343	2:05.307	86.418
3	6:19.559	2:06.216	85.796
4	8:23.788	2:04.229	87.168
5	10:27.584	2:03.796	87.473
6	12:30.171	2:02.587	88.336
7	14:31.719	2:01.548	89.091

15 160 Ben PLANT

Total Time **14:32.012** Avg Speed **86.927** Behind **1:03.509**
Best Time **2:02.170** Best Speed **88.637** On **7** Gp **b**

Lap	Elapsed Time	Lap Time	Lap Speed
1	2:09.653	2:09.653	83.521
2	4:13.842	2:04.189	87.196
3	6:19.456	2:05.614	86.207
4	8:23.050	2:03.594	87.616
5	10:26.555	2:03.505	87.679
6	12:29.842	2:03.287	87.834
7	14:32.012	2:02.170	88.637

Race Classification

16 111 Noel SMITH

Total Time **14:33.185** Avg Speed **86.810** Behind **1:04.682**
Best Time **2:02.206** Best Speed **88.611** On **7** Gp **b**

Lap	Elapsed Time	Lap Time	Lap Speed
1	2:09.793	2:09.793	83.431
2	4:15.117	2:05.324	86.406
3	6:19.978	2:04.861	86.727
4	8:24.697	2:04.719	86.826
5	10:27.883	2:03.186	87.906
6	12:30.979	2:03.096	87.970
7	14:33.185	2:02.206	88.611

17 343 David ROBINSON

Total Time **14:57.177** Avg Speed **84.489** Behind **1:28.674**
Best Time **2:05.470** Best Speed **86.306** On **4** Gp **b**

Lap	Elapsed Time	Lap Time	Lap Speed
1	2:12.454	2:12.454	81.755
2	4:19.895	2:07.441	84.971
3	6:26.673	2:06.778	85.415
4	8:32.143	2:05.470	86.306
5	10:38.731	2:06.588	85.544
6	12:48.918	2:10.187	83.179
7	14:57.177	2:08.259	84.429

18 60 George SCOTT

Total Time **15:00.052** Avg Speed **84.219** Behind **1:31.549**
Best Time **2:06.416** Best Speed **85.660** On **6** Gp **c**

Lap	Elapsed Time	Lap Time	Lap Speed
1	2:15.157	2:15.157	80.120
2	4:23.158	2:08.001	84.599
3	6:31.488	2:08.330	84.382
4	8:39.301	2:07.813	84.724
5	10:46.484	2:07.183	85.143
6	12:52.900	2:06.416	85.660
7	15:00.052	2:07.152	85.164

19 179 James ROTHERY

Total Time **13:30.871** Avg Speed **80.127** Behind **1 Lap**
Best Time **2:13.817** Best Speed **80.922** On **6** Gp **c**

Lap	Elapsed Time	Lap Time	Lap Speed
1	2:18.448	2:18.448	78.216
2	4:32.272	2:13.824	80.918
3	6:47.223	2:14.951	80.242
4	9:02.596	2:15.373	79.992
5	11:17.054	2:14.458	80.537
6	13:30.871	2:13.817	80.922

Bayview Hotel Armoy Road Race

SENIOR SUPPORT

Race 1 - Armoy Construction/Park Electrical Services Senior Support

LAP CHART



1					3					5				
No	Name	Gp	Time of Day	Lap Time	No	Name	Gp	Time of Day	Lap Time	No	Name	Gp	Time of Day	Lap Time
83	Andy McALLISTER	a	18:32:35.865	1:58.196	74	Tommy HENRY	a	18:36:27.663	1:55.639	74	Tommy HENRY	a	18:40:16.113	1:54.476
74	Tommy HENRY	a	18:32:36.680	1:59.011	83	Andy McALLISTER	a	18:36:28.385	1:57.032	83	Andy McALLISTER	a	18:40:20.537	1:55.478
129	Ryan FENTON	a	18:32:38.292	2:00.623	129	Ryan FENTON	a	18:36:29.700	1:55.158	129	Ryan FENTON	a	18:40:20.717	1:55.254
35	Daniel INGHAM	b	18:32:38.786	2:01.117	139	Dermot CLEARY	a	18:36:33.132	1:56.264	139	Dermot CLEARY	a	18:40:27.436	1:56.998
139	Dermot CLEARY	a	18:32:39.905	2:02.236	35	Daniel INGHAM	b	18:36:34.852	1:59.215	35	Daniel INGHAM	b	18:40:28.911	1:56.543
8	Darryl ANDERSON	a	18:32:40.170	2:02.501	8	Darryl ANDERSON	a	18:36:37.447	1:58.576	8	Darryl ANDERSON	a	18:40:33.746	1:58.329
11	John CAHILL	b	18:32:41.398	2:03.729	132	Chris COOK	a	18:36:38.091	1:58.367	132	Chris COOK	a	18:40:34.315	1:58.316
132	Chris COOK	a	18:32:41.405	2:03.736	21	Mike SWANSON	a	18:36:41.481	1:59.214	21	Mike SWANSON	a	18:40:40.118	1:59.033
21	Mike SWANSON	a	18:32:42.635	2:04.966	11	John CAHILL	b	18:36:44.295	2:01.413	23	Stuart McCANN	a	18:40:44.747	2:00.354
131	Wayne PITHER	b	18:32:43.016	2:05.347	23	Stuart McCANN	a	18:36:44.649	1:59.833	131	Wayne PITHER	b	18:40:46.439	1:59.970
23	Stuart McCANN	a	18:32:44.836	2:07.167	131	Wayne PITHER	b	18:36:45.649	2:01.451	11	John CAHILL	b	18:40:48.911	2:01.793
777	Shaun WYNNE	b	18:32:45.705	2:08.036	142	Adrian HERATY	a	18:36:50.473	2:01.106	140	Steven SMITH	b	18:40:52.201	2:00.326
140	Steven SMITH	b	18:32:45.776	2:08.107	140	Steven SMITH	b	18:36:50.572	2:01.725	142	Adrian HERATY	a	18:40:54.545	2:00.582
142	Adrian HERATY	a	18:32:46.860	2:09.191	160	Ben PLANT	b	18:36:57.125	2:05.614	160	Ben PLANT	b	18:41:04.224	2:03.505
160	Ben PLANT	b	18:32:47.322	2:09.653	777	Shaun WYNNE	b	18:36:57.228	2:06.216	777	Shaun WYNNE	b	18:41:05.253	2:03.796
111	Noel SMITH	b	18:32:47.462	2:09.793	111	Noel SMITH	b	18:36:57.647	2:04.861	111	Noel SMITH	b	18:41:05.552	2:03.186
343	David ROBINSON	b	18:32:50.123	2:12.454	343	David ROBINSON	b	18:37:04.342	2:06.778	343	David ROBINSON	b	18:41:16.400	2:06.588
60	George SCOTT	c	18:32:52.826	2:15.157	60	George SCOTT	c	18:37:09.157	2:08.330	60	George SCOTT	c	18:41:24.153	2:07.183
179	James ROTHERY	c	18:32:56.117	2:18.448	179	James ROTHERY	c	18:37:24.892	2:14.951	179	James ROTHERY	c	18:41:54.723	2:14.458

2					4					6				
No	Name	Gp	Time of Day	Lap Time	No	Name	Gp	Time of Day	Lap Time	No	Name	Gp	Time of Day	Lap Time
83	Andy McALLISTER	a	18:34:31.353	1:55.488	74	Tommy HENRY	a	18:38:21.637	1:53.974	74	Tommy HENRY	a	18:42:10.624	1:54.511
74	Tommy HENRY	a	18:34:32.024	1:55.344	83	Andy McALLISTER	a	18:38:25.059	1:56.674	129	Ryan FENTON	a	18:42:16.293	1:55.576
129	Ryan FENTON	a	18:34:34.542	1:56.250	129	Ryan FENTON	a	18:38:25.463	1:55.763	83	Andy McALLISTER	a	18:42:17.176	1:56.639
35	Daniel INGHAM	b	18:34:35.637	1:56.851	139	Dermot CLEARY	a	18:38:30.438	1:57.306	139	Dermot CLEARY	a	18:42:24.915	1:57.479
139	Dermot CLEARY	a	18:34:36.868	1:56.963	35	Daniel INGHAM	b	18:38:32.368	1:57.516	35	Daniel INGHAM	b	18:42:25.665	1:56.754
8	Darryl ANDERSON	a	18:34:38.871	1:58.701	8	Darryl ANDERSON	a	18:38:35.417	1:57.970	8	Darryl ANDERSON	a	18:42:31.103	1:57.357
132	Chris COOK	a	18:34:39.724	1:58.319	132	Chris COOK	a	18:38:35.999	1:57.908	132	Chris COOK	a	18:42:32.371	1:58.056
21	Mike SWANSON	a	18:34:42.267	1:59.632	21	Mike SWANSON	a	18:38:41.085	1:59.604	21	Mike SWANSON	a	18:42:39.502	1:59.384
11	John CAHILL	b	18:34:42.882	2:01.484	23	Stuart McCANN	a	18:38:44.393	1:59.744	23	Stuart McCANN	a	18:42:45.135	2:00.388
131	Wayne PITHER	b	18:34:44.198	2:01.182	131	Wayne PITHER	b	18:38:46.469	2:00.820	131	Wayne PITHER	b	18:42:46.477	2:00.038
23	Stuart McCANN	a	18:34:44.816	1:59.980	11	John CAHILL	b	18:38:47.118	2:02.823	11	John CAHILL	b	18:42:50.020	2:01.109
140	Steven SMITH	b	18:34:48.847	2:03.071	140	Steven SMITH	b	18:38:51.875	2:01.303	140	Steven SMITH	b	18:42:52.567	2:00.366
142	Adrian HERATY	a	18:34:49.367	2:02.507	142	Adrian HERATY	a	18:38:53.963	2:03.490	142	Adrian HERATY	a	18:42:55.197	2:00.652
777	Shaun WYNNE	b	18:34:51.012	2:05.307	160	Ben PLANT	b	18:39:00.719	2:03.594	160	Ben PLANT	b	18:43:07.511	2:03.287
160	Ben PLANT	b	18:34:51.511	2:04.189	777	Shaun WYNNE	b	18:39:01.457	2:04.229	777	Shaun WYNNE	b	18:43:07.840	2:02.587
111	Noel SMITH	b	18:34:52.786	2:05.324	111	Noel SMITH	b	18:39:02.366	2:04.719	111	Noel SMITH	b	18:43:08.648	2:03.096
343	David ROBINSON	b	18:34:57.564	2:07.441	343	David ROBINSON	b	18:39:09.812	2:05.470	343	David ROBINSON	b	18:43:26.587	2:10.187
60	George SCOTT	c	18:35:00.827	2:08.001	60	George SCOTT	c	18:39:16.970	2:07.813	60	George SCOTT	c	18:43:30.569	2:06.416
179	James ROTHERY	c	18:35:09.941	2:13.824	179	James ROTHERY	c	18:39:40.265	2:15.373	179	James ROTHERY	c	18:44:08.540	2:13.817

Bayview Hotel Armoy Road Race

SENIOR SUPPORT

Race 1 - Armoy Construction/Park Electrical Services Senior Support

LAP CHART



7

No	Name	Gp	Time of Day	Lap Time
74	Tommy HENRY	a	18:44:06.172	1:55.548
129	Ryan FENTON	a	18:44:10.270	1:53.977
83	Andy McALLISTER	a	18:44:13.384	1:56.208
139	Dermot CLEARY	a	18:44:23.117	1:58.202
35	Daniel INGHAM	b	18:44:23.289	1:57.624
8	Darryl ANDERSON	a	18:44:28.683	1:57.580
132	Chris COOK	a	18:44:32.577	2:00.206
21	Mike SWANSON	a	18:44:38.705	1:59.203
23	Stuart McCANN	a	18:44:44.698	1:59.563
131	Wayne PITHER	b	18:44:46.503	2:00.026
11	John CAHILL	b	18:44:50.908	2:00.888
140	Steven SMITH	b	18:44:52.595	2:00.028
142	Adrian HERATY	a	18:44:56.740	2:01.543
777	Shaun WYNNE	b	18:45:09.388	2:01.548
160	Ben PLANT	b	18:45:09.681	2:02.170
111	Noel SMITH	b	18:45:10.854	2:02.206
343	David ROBINSON	b	18:45:34.846	2:08.259
60	George SCOTT	c	18:45:37.721	2:07.152

BAYVIEW HOTEL ARMOY ROAD RACE

SENIOR SUPPORT

ArmoY 3.008 miles

R11: Michelin Senior Support


27/07/2019 16:20

Race (7 Laps)

RACE 11 - SENIOR SUPPORT

		179		60	C	9
		B		A		
			777			8
			A			
343	B	29	needs 2 more practice laps	160		7
C		B		A		
		111		11		6
		B		A		
131		140		35	B	5
C		B		A		
			142			4
			A			
23	B	21		8		3
C		B		A		
		132		139		2
		B		A		
129		83		74	A	1
C		B		A		

POLE POSITION



Promoted by ArmoY MRRC

Orbits

Provisional result to be confirmed by the Stewards of the Meeting subject to the completion of technical inspections and the time limit for protests
MCUI (Ulster Centre) Timing @ www.elaps-timing.com

R. Agnew



Bayview Hotel Armoy Road Race

SENIOR SUPPORT

Race 11 - Michelin Senior Support


Saturday, 27 July 2019



Pos	Class	No	Name	Machine / Sponsor	Gp	Lap	Total Time	Behind	Speed	-----Best Lap-----		
										Time	Speed	On
Race Classification												
1	SSEN	129	Ryan FENTON	Yamaha 600 - NJT Racing	a	7	13:20.646		94.676	1:52.490	96.265	7
2	SSEN	83	Andy McALLISTER	Suzuki 750 - FRSNI/Mac Racing	a	7	13:20.795	0.149	94.658	1:52.889	95.924	5
3	SSEN	74	Tommy HENRY	Yamaha 600 - H O'Kane Motors	a	7	13:22.876	2.230	94.413	1:53.212	95.651	5
4	SSEN	139	Dermot CLEARY	Yamaha 600	a	7	13:36.453	15.807	92.843	1:54.446	94.619	4
5	SSEN	35	Daniel INGHAM	Suzuki 750 - Strangford Holiday Park	b	7	13:40.928	20.282	92.336	1:55.882	93.447	4
6	SSEN	8	Darryl ANDERSON	Yamaha 600 - DK Racing	a	7	13:48.327	27.681	91.512	1:56.867	92.659	2
7	SSEN	132	Chris COOK	Kawasaki 600 - Cook Racing	a	7	13:53.835	33.189	90.907	1:57.645	92.046	5
8	SSEN	21	Mike SWANSON	Yamaha 600 - HMD Tuning	a	7	13:56.165	35.519	90.654	1:58.061	91.722	3
9	SSEN	23	Stuart McCANN	Triumph 675 - MRE	a	7	14:07.682	47.036	89.422	1:59.308	90.763	3
10	SSEN	131	Wayne PITHER	Triumph 675 - BAS	b	7	14:22.297	1:01.651	87.907	1:59.103	90.920	7
11	SSEN	160	Ben PLANT	Kawasaki 600 - Car Colour Mobile Express	b	7	14:24.028	1:03.382	87.730	2:00.468	89.889	7
12	SSEN	142	Adrian HERATY	Yamaha 600 - Enniskillen Motorcycles	a	7	14:27.253	1:06.607	87.404	1:59.315	90.758	6
13	SSEN	777	Shaun WYNNE	Kawasaki 600 - SMW Racing	b	7	14:28.682	1:08.036	87.260	2:02.323	88.526	7
14	SSEN	11	John CAHILL	Suzuki 750	b	7	14:32.265	1:11.619	86.902	2:02.329	88.522	7
15	SSEN	111	Noel SMITH	Kawasaki 600 - Smith Racing	b	7	14:32.522	1:11.876	86.876	2:01.745	88.947	7
16	SSEN	29	Gary JORDAN	Yamaha 600	b	7	14:43.387	1:22.741	85.808	2:04.293	87.123	4
17	SSEN	343	David ROBINSON	Suzuki 750 - EJA Racing	b	7	14:49.445	1:28.799	85.223	2:04.179	87.203	4
18	SSEN	140	Steven SMITH	Honda 600 - Smith Racing	b	7	14:49.826	1:29.180	85.187	2:00.048	90.204	7
19	SSEN	179	James ROTHERY	Triumph 675 - Ambler Racing	c	6	13:29.901	1 Lap	80.223	2:13.362	81.199	5
Fastest Lap												
	SSEN	129	Ryan FENTON	Yamaha 600 - NJT Racing						1:52.490	96.265	7
Not Classified												
DNF	SSEN	60	George SCOTT	Honda 600	c	4	8:40.883		83.157	2:08.046	84.570	3

Provisional result to be confirmed by the Stewards of the Meeting subject to completion of technical inspections & the time limit for protests

Page 1 / 1

Circuit	Armoy	Signed		Organising Club	Armoy MRRC
Length(miles)	3.0080		Chief Timekeeper	Race Started	16:19
Weather	Bright	Issued At:	16:37	Gp Time Diff - b 13.01 / c 26.24	
Track	Dry				

MCUI Ulster
Centre Timing
Powered by
e-Laps timing software
www.elaps-timing.com



Bayview Hotel Armoy Road Race

SENIOR SUPPORT

Race 11 - Michelin Senior Support

Saturday, 27 July 2019

DETAILED RESULT



Race Classification

1 129 Ryan FENTON

Total Time **13:20.646** Avg Speed **94.676** Behind
Best Time **1:52.490** Best Speed **96.265** On **7** Gp **a**

Lap	Elapsed Time	Lap Time	Lap Speed
1	2:00.081	2:00.081	90.179
2	3:56.060	1:55.979	93.369
3	5:49.036	1:52.976	95.850
4	7:42.218	1:53.182	95.676
5	9:35.134	1:52.916	95.901
6	11:28.156	1:53.022	95.811
7	13:20.646	1:52.490	96.265

2 83 Andy McALLISTER

Total Time **13:20.795** Avg Speed **94.658** Behind **0.149**
Best Time **1:52.889** Best Speed **95.924** On **5** Gp **a**

Lap	Elapsed Time	Lap Time	Lap Speed
1	1:58.071	1:58.071	91.714
2	3:51.507	1:53.436	95.462
3	5:45.184	1:53.677	95.259
4	7:38.576	1:53.392	95.499
5	9:31.465	1:52.889	95.924
6	11:26.159	1:54.694	94.415
7	13:20.795	1:54.636	94.462

3 74 Tommy HENRY

Total Time **13:22.876** Avg Speed **94.413** Behind **2.230**
Best Time **1:53.212** Best Speed **95.651** On **5** Gp **a**

Lap	Elapsed Time	Lap Time	Lap Speed
1	1:58.836	1:58.836	91.124
2	3:54.136	1:55.300	93.918
3	5:48.855	1:54.719	94.394
4	7:42.131	1:53.276	95.597
5	9:35.343	1:53.212	95.651
6	11:28.983	1:53.640	95.290
7	13:22.876	1:53.893	95.079

Race Classification

4 139 Dermot CLEARY

Total Time **13:36.453** Avg Speed **92.843** Behind **15.807**
Best Time **1:54.446** Best Speed **94.619** On **4** Gp **a**

Lap	Elapsed Time	Lap Time	Lap Speed
1	2:00.214	2:00.214	90.079
2	3:58.009	1:57.795	91.929
3	5:53.923	1:55.914	93.421
4	7:48.369	1:54.446	94.619
5	9:44.338	1:55.969	93.377
6	11:41.326	1:56.988	92.563
7	13:36.453	1:55.127	94.060

5 35 Daniel INGHAM

Total Time **13:40.928** Avg Speed **92.336** Behind **20.282**
Best Time **1:55.882** Best Speed **93.447** On **4** Gp **b**

Lap	Elapsed Time	Lap Time	Lap Speed
1	2:02.937	2:02.937	88.084
2	3:59.154	1:56.217	93.177
3	5:55.927	1:56.773	92.734
4	7:51.809	1:55.882	93.447
5	9:48.268	1:56.459	92.984
6	11:44.181	1:55.913	93.422
7	13:40.928	1:56.747	92.754

6 8 Darryl ANDERSON

Total Time **13:48.327** Avg Speed **91.512** Behind **27.681**
Best Time **1:56.867** Best Speed **92.659** On **2** Gp **a**

Lap	Elapsed Time	Lap Time	Lap Speed
1	2:04.016	2:04.016	87.318
2	4:00.883	1:56.867	92.659
3	5:58.503	1:57.620	92.066
4	7:55.519	1:57.016	92.541
5	9:52.432	1:56.913	92.623
6	11:49.400	1:56.968	92.579
7	13:48.327	1:58.927	91.054

Bayview Hotel Armoy Road Race

SENIOR SUPPORT

Race 11 - Michelin Senior Support

Saturday, 27 July 2019

DETAILED RESULT



Race Classification

7 132 Chris COOK

Total Time **13:53.835** Avg Speed **90.907** Behind **33.189**
Best Time **1:57.645** Best Speed **92.046** On **5** Gp **a**

Lap	Elapsed Time	Lap Time	Lap Speed
1	2:03.517	2:03.517	87.671
2	4:01.976	1:58.459	91.414
3	6:00.183	1:58.207	91.609
4	7:58.067	1:57.884	91.860
5	9:55.712	1:57.645	92.046
6	11:53.976	1:58.264	91.565
7	13:53.835	1:59.859	90.346

8 21 Mike SWANSON

Total Time **13:56.165** Avg Speed **90.654** Behind **35.519**
Best Time **1:58.061** Best Speed **91.722** On **3** Gp **a**

Lap	Elapsed Time	Lap Time	Lap Speed
1	2:05.494	2:05.494	86.289
2	4:03.779	1:58.285	91.548
3	6:01.840	1:58.061	91.722
4	8:00.614	1:58.774	91.171
5	9:58.991	1:58.377	91.477
6	11:57.267	1:58.276	91.555
7	13:56.165	1:58.898	91.076

9 23 Stuart McCANN

Total Time **14:07.682** Avg Speed **89.422** Behind **47.036**
Best Time **1:59.308** Best Speed **90.763** On **3** Gp **a**

Lap	Elapsed Time	Lap Time	Lap Speed
1	2:05.503	2:05.503	86.283
2	4:06.305	2:00.802	89.641
3	6:05.613	1:59.308	90.763
4	8:05.226	1:59.613	90.532
5	10:05.866	2:00.640	89.761
6	12:06.819	2:00.953	89.529
7	14:07.682	2:00.863	89.596

Race Classification

10 131 Wayne PITHER

Total Time **14:22.297** Avg Speed **87.907** Behind **1:01.651**
Best Time **1:59.103** Best Speed **90.920** On **7** Gp **b**

Lap	Elapsed Time	Lap Time	Lap Speed
1	2:13.037	2:13.037	81.397
2	4:17.203	2:04.166	87.212
3	6:18.474	2:01.271	89.294
4	8:23.341	2:04.867	86.723
5	10:22.489	1:59.148	90.885
6	12:23.194	2:00.705	89.713
7	14:22.297	1:59.103	90.920

11 160 Ben PLANT

Total Time **14:24.028** Avg Speed **87.730** Behind **1:03.382**
Best Time **2:00.468** Best Speed **89.889** On **7** Gp **b**

Lap	Elapsed Time	Lap Time	Lap Speed
1	2:12.239	2:12.239	81.888
2	4:15.938	2:03.699	87.542
3	6:18.126	2:02.188	88.624
4	8:20.376	2:02.250	88.579
5	10:22.378	2:02.002	88.759
6	12:23.560	2:01.182	89.360
7	14:24.028	2:00.468	89.889

12 142 Adrian HERATY

Total Time **14:27.253** Avg Speed **87.404** Behind **1:06.607**
Best Time **1:59.315** Best Speed **90.758** On **6** Gp **a**

Lap	Elapsed Time	Lap Time	Lap Speed
1	2:12.961	2:12.961	81.443
2	4:16.365	2:03.404	87.751
3	6:18.801	2:02.436	88.445
4	8:20.504	2:01.703	88.977
5	10:21.123	2:00.619	89.777
6	12:20.438	1:59.315	90.758
7	14:27.253	2:06.815	85.391

Bayview Hotel Armoy Road Race

SENIOR SUPPORT

Race 11 - Michelin Senior Support

Saturday, 27 July 2019

DETAILED RESULT



Race Classification

13 777 Shaun WYNNE

Total Time **14:28.682** Avg Speed **87.260** Behind **1:08.036**
Best Time **2:02.323** Best Speed **88.526** On **7** Gp **b**

Lap	Elapsed Time	Lap Time	Lap Speed
1	2:09.625	2:09.625	83.539
2	4:13.683	2:04.058	87.288
3	6:17.510	2:03.827	87.451
4	8:21.295	2:03.785	87.481
5	10:23.764	2:02.469	88.421
6	12:26.359	2:02.595	88.330
7	14:28.682	2:02.323	88.526

14 11 John CAHILL

Total Time **14:32.265** Avg Speed **86.902** Behind **1:11.619**
Best Time **2:02.329** Best Speed **88.522** On **7** Gp **b**

Lap	Elapsed Time	Lap Time	Lap Speed
1	2:10.090	2:10.090	83.241
2	4:14.826	2:04.736	86.814
3	6:17.901	2:03.075	87.985
4	8:23.330	2:05.429	86.334
5	10:27.021	2:03.691	87.547
6	12:29.936	2:02.915	88.100
7	14:32.265	2:02.329	88.522

15 111 Noel SMITH

Total Time **14:32.522** Avg Speed **86.876** Behind **1:11.876**
Best Time **2:01.745** Best Speed **88.947** On **7** Gp **b**

Lap	Elapsed Time	Lap Time	Lap Speed
1	2:11.075	2:11.075	82.615
2	4:17.621	2:06.546	85.572
3	6:22.871	2:05.250	86.457
4	8:26.562	2:03.691	87.547
5	10:28.880	2:02.318	88.530
6	12:30.777	2:01.897	88.836
7	14:32.522	2:01.745	88.947

Race Classification

16 29 Gary JORDAN

Total Time **14:43.387** Avg Speed **85.808** Behind **1:22.741**
Best Time **2:04.293** Best Speed **87.123** On **4** Gp **b**

Lap	Elapsed Time	Lap Time	Lap Speed
1	2:13.376	2:13.376	81.190
2	4:19.316	2:05.940	85.984
3	6:23.874	2:04.558	86.938
4	8:28.167	2:04.293	87.123
5	10:32.844	2:04.677	86.855
6	12:38.363	2:05.519	86.272
7	14:43.387	2:05.024	86.614

17 343 David ROBINSON

Total Time **14:49.445** Avg Speed **85.223** Behind **1:28.799**
Best Time **2:04.179** Best Speed **87.203** On **4** Gp **b**

Lap	Elapsed Time	Lap Time	Lap Speed
1	2:14.729	2:14.729	80.375
2	4:20.601	2:05.872	86.030
3	6:26.700	2:06.099	85.875
4	8:30.879	2:04.179	87.203
5	10:36.301	2:05.422	86.339
6	12:44.450	2:08.149	84.502
7	14:49.445	2:04.995	86.634

18 140 Steven SMITH

Total Time **14:49.826** Avg Speed **85.187** Behind **1:29.180**
Best Time **2:00.048** Best Speed **90.204** On **7** Gp **b**

Lap	Elapsed Time	Lap Time	Lap Speed
1	2:10.255	2:10.255	83.135
2	4:13.704	2:03.449	87.719
3	6:44.738	2:31.034	71.698
4	8:46.748	2:02.010	88.753
5	10:48.730	2:01.982	88.774
6	12:49.778	2:01.048	89.459
7	14:49.826	2:00.048	90.204

19 179 James ROTHERY

Total Time **13:29.901** Avg Speed **80.223** Behind **1 Lap**
Best Time **2:13.362** Best Speed **81.199** On **5** Gp **c**

Lap	Elapsed Time	Lap Time	Lap Speed
1	2:20.771	2:20.771	76.925
2	4:34.645	2:13.874	80.888
3	6:48.340	2:13.695	80.996
4	9:02.356	2:14.016	80.802
5	11:15.718	2:13.362	81.199
6	13:29.901	2:14.183	80.702

Bayview Hotel Armoy Road Race

SENIOR SUPPORT

Race 11 - Michelin Senior Support

Saturday, 27 July 2019

DETAILED RESULT



Not Classified

DNF 60 George SCOTT

Total Time **8:40.883** Avg Speed **83.157** Behind
Best Time **2:08.046** Best Speed **84.570** On **3** Gp **c**

Lap	Elapsed Time	Lap Time	Lap Speed
1	2:15.018	2:15.018	80.203
2	4:24.034	2:09.016	83.934
3	6:32.080	2:08.046	84.570
4	8:40.883	2:08.803	84.073

Bayview Hotel Armoy Road Race

SENIOR SUPPORT

Race 11 - Michelin Senior Support

LAP CHART

**1**

No	Name	Gp	Time of Day	Lap Time
83	Andy McALLISTER	a	16:21:37.206	1:58.071
74	Tommy HENRY	a	16:21:37.971	1:58.836
129	Ryan FENTON	a	16:21:39.216	2:00.081
139	Dermot CLEARY	a	16:21:39.349	2:00.214
35	Daniel INGHAM	b	16:21:42.072	2:02.937
132	Chris COOK	a	16:21:42.652	2:03.517
8	Darryl ANDERSON	a	16:21:43.151	2:04.016
21	Mike SWANSON	a	16:21:44.629	2:05.494
23	Stuart McCANN	a	16:21:44.638	2:05.503
777	Shaun WYNNE	b	16:21:48.760	2:09.625
11	John CAHILL	b	16:21:49.225	2:10.090
140	Steven SMITH	b	16:21:49.390	2:10.255
111	Noel SMITH	b	16:21:50.210	2:11.075
160	Ben PLANT	b	16:21:51.374	2:12.239
142	Adrian HERATY	a	16:21:52.096	2:12.961
131	Wayne PITHER	b	16:21:52.172	2:13.037
29	Gary JORDAN	b	16:21:52.511	2:13.376
343	David ROBINSON	b	16:21:53.864	2:14.729
60	George SCOTT	c	16:21:54.153	2:15.018
179	James ROTHERY	c	16:21:59.906	2:20.771

2

No	Name	Gp	Time of Day	Lap Time
83	Andy McALLISTER	a	16:23:30.642	1:53.436
74	Tommy HENRY	a	16:23:33.271	1:55.300
129	Ryan FENTON	a	16:23:35.195	1:55.979
139	Dermot CLEARY	a	16:23:37.144	1:57.795
35	Daniel INGHAM	b	16:23:38.289	1:56.217
8	Darryl ANDERSON	a	16:23:40.018	1:56.867
132	Chris COOK	a	16:23:41.111	1:58.459
21	Mike SWANSON	a	16:23:42.914	1:58.285
23	Stuart McCANN	a	16:23:45.440	2:00.802
777	Shaun WYNNE	b	16:23:52.818	2:04.058
140	Steven SMITH	b	16:23:52.839	2:03.449
11	John CAHILL	b	16:23:53.961	2:04.736
160	Ben PLANT	b	16:23:55.073	2:03.699
142	Adrian HERATY	a	16:23:55.500	2:03.404
131	Wayne PITHER	b	16:23:56.338	2:04.166
111	Noel SMITH	b	16:23:56.756	2:06.546
29	Gary JORDAN	b	16:23:58.451	2:05.940
343	David ROBINSON	b	16:23:59.736	2:05.872
60	George SCOTT	c	16:24:03.169	2:09.016
179	James ROTHERY	c	16:24:13.780	2:13.874

3

No	Name	Gp	Time of Day	Lap Time
83	Andy McALLISTER	a	16:25:24.319	1:53.677
74	Tommy HENRY	a	16:25:27.990	1:54.719
129	Ryan FENTON	a	16:25:28.171	1:52.976
139	Dermot CLEARY	a	16:25:33.058	1:55.914
35	Daniel INGHAM	b	16:25:35.062	1:56.773
8	Darryl ANDERSON	a	16:25:37.638	1:57.620
132	Chris COOK	a	16:25:39.318	1:58.207
21	Mike SWANSON	a	16:25:40.975	1:58.061
23	Stuart McCANN	a	16:25:44.748	1:59.308
777	Shaun WYNNE	b	16:25:56.645	2:03.827
11	John CAHILL	b	16:25:57.036	2:03.075
160	Ben PLANT	b	16:25:57.261	2:02.188
131	Wayne PITHER	b	16:25:57.609	2:01.271
142	Adrian HERATY	a	16:25:57.936	2:02.436
111	Noel SMITH	b	16:26:02.006	2:05.250
29	Gary JORDAN	b	16:26:03.009	2:04.558
343	David ROBINSON	b	16:26:05.835	2:06.099
60	George SCOTT	c	16:26:11.215	2:08.046
140	Steven SMITH	b	16:26:23.873	2:31.034
179	James ROTHERY	c	16:26:27.475	2:13.695

4

No	Name	Gp	Time of Day	Lap Time
83	Andy McALLISTER	a	16:27:17.711	1:53.392
74	Tommy HENRY	a	16:27:21.266	1:53.276
129	Ryan FENTON	a	16:27:21.353	1:53.182
139	Dermot CLEARY	a	16:27:27.504	1:54.446
35	Daniel INGHAM	b	16:27:30.944	1:55.882
8	Darryl ANDERSON	a	16:27:34.654	1:57.016
132	Chris COOK	a	16:27:37.202	1:57.884
21	Mike SWANSON	a	16:27:39.749	1:58.774
23	Stuart McCANN	a	16:27:44.361	1:59.613
160	Ben PLANT	b	16:27:59.511	2:02.250
142	Adrian HERATY	a	16:27:59.639	2:01.703
777	Shaun WYNNE	b	16:28:00.430	2:03.785
11	John CAHILL	b	16:28:02.465	2:05.429
131	Wayne PITHER	b	16:28:02.476	2:04.867
111	Noel SMITH	b	16:28:05.697	2:03.691
29	Gary JORDAN	b	16:28:07.302	2:04.293
343	David ROBINSON	b	16:28:10.014	2:04.179
60	George SCOTT	c	16:28:20.018	2:08.803
140	Steven SMITH	b	16:28:25.883	2:02.010
179	James ROTHERY	c	16:28:41.491	2:14.016

5

No	Name	Gp	Time of Day	Lap Time
83	Andy McALLISTER	a	16:29:10.600	1:52.889
129	Ryan FENTON	a	16:29:14.269	1:52.916
74	Tommy HENRY	a	16:29:14.478	1:53.212
139	Dermot CLEARY	a	16:29:23.473	1:55.969
35	Daniel INGHAM	b	16:29:27.403	1:56.459
8	Darryl ANDERSON	a	16:29:31.567	1:56.913
132	Chris COOK	a	16:29:34.847	1:57.645
21	Mike SWANSON	a	16:29:38.126	1:58.377
23	Stuart McCANN	a	16:29:45.001	2:00.640
142	Adrian HERATY	a	16:30:00.258	2:00.619
160	Ben PLANT	b	16:30:01.513	2:02.002
131	Wayne PITHER	b	16:30:01.624	1:59.148
777	Shaun WYNNE	b	16:30:02.899	2:02.469
11	John CAHILL	b	16:30:06.156	2:03.691
111	Noel SMITH	b	16:30:08.015	2:02.318
29	Gary JORDAN	b	16:30:11.979	2:04.677
343	David ROBINSON	b	16:30:15.436	2:05.422
140	Steven SMITH	b	16:30:27.865	2:01.982
179	James ROTHERY	c	16:30:54.853	2:13.362

6

No	Name	Gp	Time of Day	Lap Time
83	Andy McALLISTER	a	16:31:05.294	1:54.694
129	Ryan FENTON	a	16:31:07.291	1:53.022
74	Tommy HENRY	a	16:31:08.118	1:53.640
139	Dermot CLEARY	a	16:31:20.461	1:56.988
35	Daniel INGHAM	b	16:31:23.316	1:55.913
8	Darryl ANDERSON	a	16:31:28.535	1:56.968
132	Chris COOK	a	16:31:33.111	1:58.264
21	Mike SWANSON	a	16:31:36.402	1:58.276
23	Stuart McCANN	a	16:31:45.954	2:00.953
142	Adrian HERATY	a	16:31:59.573	1:59.315
131	Wayne PITHER	b	16:32:02.329	2:00.705
160	Ben PLANT	b	16:32:02.695	2:01.182
777	Shaun WYNNE	b	16:32:05.494	2:02.595
11	John CAHILL	b	16:32:09.071	2:02.915
111	Noel SMITH	b	16:32:09.912	2:01.897
29	Gary JORDAN	b	16:32:17.498	2:05.519
343	David ROBINSON	b	16:32:23.585	2:08.149
140	Steven SMITH	b	16:32:28.913	2:01.048
179	James ROTHERY	c	16:33:09.036	2:14.183

Bayview Hotel Armoy Road Race

SENIOR SUPPORT

Race 11 - Michelin Senior Support

LAP CHART



7

No	Name	Gp	Time of Day	Lap Time
129	Ryan FENTON	a	16:32:59.781	1:52.490
83	Andy McALLISTER	a	16:32:59.930	1:54.636
74	Tommy HENRY	a	16:33:02.011	1:53.893
139	Dermot CLEARY	a	16:33:15.588	1:55.127
35	Daniel INGHAM	b	16:33:20.063	1:56.747
8	Darryl ANDERSON	a	16:33:27.462	1:58.927
132	Chris COOK	a	16:33:32.970	1:59.859
21	Mike SWANSON	a	16:33:35.300	1:58.898
23	Stuart McCANN	a	16:33:46.817	2:00.863
131	Wayne PITHER	b	16:34:01.432	1:59.103
160	Ben PLANT	b	16:34:03.163	2:00.468
142	Adrian HERATY	a	16:34:06.388	2:06.815
777	Shaun WYNNE	b	16:34:07.817	2:02.323
11	John CAHILL	b	16:34:11.400	2:02.329
111	Noel SMITH	b	16:34:11.657	2:01.745
29	Gary JORDAN	b	16:34:22.522	2:05.024
343	David ROBINSON	b	16:34:28.580	2:04.995
140	Steven SMITH	b	16:34:28.961	2:00.048

ROAD RACE - IRISH SENIOR SUPPORT

2019

Pos	No.	Name	Total	Diff	Gap	#1	#2	#3	#4	#5	#6	#7	#8	
						R1	R1	R1	R1	R1	R1	R1	R2	
1	83	Andy McALLISTER	155	0	0	11	25	25	20	20	5	13	16	20
2	74	Tommy HENRY	146.5	8.5	8.5	25	13	13	13	16	5.5	20	25	16
3	139	Dermot CLEARLY	123.5	31.5	23	16	10	16	11	13	6.5	25	13	13
4	8	Darryl ANDERSON	98.5	56.5	25	13	16	11	16	10	2.5	x	10	10
5	94	Darren KEYS	90	65	8.5	20	20	x	25	25	x	x	x	x
6	23	Stuart McCANN	57	98	33	8	7	3	9	7	3	6	7	7
7	129	Ryan FENTON	45	110	12	x	x	x	x	x	x	x	20	25
8	11	John CAHILL	41.5	113.5	3.5	9	x	7	6	x	4.5	8	5	2
9	173	John ELLA	38.5	116.5	3	x	x	6	10	8	3.5	11	x	x
10	4	Kevin BAKER	34	121	4.5	3	11	20	x	x	x	x	x	x
11	131	Wayne PITHER	28	127	6	5	9	x	x	2	x	x	6	6
12	72	Paul SWORDS	27	128	1	x	x	8	x	11	8	x	x	x
13	111	Noel SMITH	27	128	0	1	4	5	x	4	2	10	x	1
14	69	Darragh TRAPPE	26	129	1	x	x	x	x	x	10	16	x	x
15	35	Daniel INGHAM	22	133	4	x	x	x	x	x	x	x	11	11
16	30	Niall POWER	22	133	0	x	x	x	x	9	4	9	x	x
17	142	Adrian HERATY	22	133	0	x	x	x	8	1	1	5	3	4
18	132	Chris COOK	18	137	4	x	x	x	x	x	x	x	9	9
19	112	Martin CURRAMS	16.5	138.5	1.5	x	x	x	5	3	1.5	7	x	x
20	21	Mike SWANSON	16	139	0.5	x	x	x	x	x	x	x	8	8
21	160	Ben PLANT	14	141	2	x	8	x	x	x	x	x	1	5
22	777	Shaun WYNNE	13	142	1	7	1	x	x	x	x	x	2	3
23	51	Keith RICHARDSON	11.5	143.5	1.5	x	x	9	x	x	2.5	x	x	x
24	59	Ben WALES	11	144	0.5	x	5	x	x	6	x	x	x	x
25	140	Steven SMITH	11	144	0	x	x	x	7	x	x	x	4	x
26	68	Aron HATCH	10	145	1	x	x	10	x	x	x	x	x	x
27	129	Chris STUART	10	145	0	10	x	x	x	x	x	x	x	x
28	29	Gary JORDAN	7	148	3	2	x	x	x	5	x	x	x	x
29	3	Frankie STENNENT	6	149	1	x	6	x	x	x	x	x	x	x
30	136	John O'DONOVAN	6	149	0	6	x	x	x	x	x	x	x	x
31	40	Michael HOEY	5.5	149.5	0.5	x	3	2	x	x	0.5	x	x	x
32	150	Brian KEOHANE	4	151	1.5	x	x	x	x	x	x	4	x	x
33	31	Robert CAIRNS	4	151	0	x	x	4	x	x	x	x	x	x
34	80	Phill ARCHER	4	151	0	4	x	x	x	x	x	x	x	x
35	123	Alan FISHER	3	152	1	x	x	x	x	x	x	3	x	x
36	50	Eugene MORAHAN	2	153	1	x	x	x	x	x	x	2	x	x
37	60	George SCOTT	2	153	0	x	2	x	x	x	x	x	x	x
38	20	John BYRNE	1	154	1	x	x	1	x	x	x	x	x	x

Event Legend

#1	26/04/2019	KDM HIRE COOKSTOWN 100	#5	06/07/2019	COUNTRY CREST SKERRIES ROAD RACE
#2	03/05/2019	AROUND A POUND TANDRAGEE 100	#6	15/07/2019	PRINCIPLE INSURANCE RACE of the SOUTH
#3	15/06/2019	CC's UNLIMITED KELLS ROAD RACE	#7	20/07/2019	FAUGHEEN 50
#4	28/06/2019	F and O DC ENNISKILLEN ROAD RACE	#8	26/07/2019	BAYVIEW HOTEL ARMOY ROAD RACE

ROAD RACE - ULSTER SENIOR SUPPORT

2019

Pos	No.	Name	Total	Diff	Gap	#1		#2		#3		#4	
						R1	R1	R1	R1	R1	R2		
1	74	Tommy HENRY	92	0	0	25	13	13	25	16			
2	83	Andy McALLISTER	92	0	0	11	25	20	16	20			
3	94	Darren KEYS	65	27	27	20	20	25	x	x			
4	8	Darryl ANDERSON	65	27	0	13	16	16	10	10			
5	139	Dermot CLEARY	63	29	2	16	10	11	13	13			
6	129	Ryan FENTON	45	47	18	x	x	x	20	25			
7	23	Stuart McCANN	38	54	7	8	7	9	7	7			
8	131	Wayne PITHER	26	66	12	5	9	x	6	6			
9	35	Daniel INGHAM	22	70	4	x	x	x	11	11			
10	11	John CAHILL	22	70	0	9	x	6	5	2			
11	132	Chris COOK	18	74	4	x	x	x	9	9			
12	21	Mike SWANSON	16	76	2	x	x	x	8	8			
13	142	Adrian HERATY	15	77	1	x	x	8	3	4			
14	4	Kevin BAKER	14	78	1	3	11	x	x	x			
15	160	Ben PLANT	14	78	0	x	8	x	1	5			
16	777	Shaun WYNNE	13	79	1	7	1	x	2	3			
17	140	Steven SMITH	11	81	2	x	x	7	4	x			
18	173	John ELLA	10	82	1	x	x	10	x	x			
19	129	Chris STUART	10	82	0	10	x	x	x	x			
20	3	Frankie STENNENT	6	86	4	x	6	x	x	x			
21	136	John O'DONOVAN	6	86	0	6	x	x	x	x			
22	111	Noel SMITH	6	86	0	1	4	x	x	1			
23	112	Martin CURRAMS	5	87	1	x	x	5	x	x			
24	59	Ben WALES	5	87	0	x	5	x	x	x			
25	80	Phill ARCHER	4	88	1	4	x	x	x	x			
26	40	Michael HOEY	3	89	1	x	3	x	x	x			
27	60	George SCOTT	2	90	1	x	2	x	x	x			
28	29	Gary JORDAN	2	90	0	2	x	x	x	x			

Event Legend

#1	26/04/2019	KDM HIRE COOKSTOWN 100	#3	28/06/2019	F and O DC ENNISKILLEN ROAD RACE
#2	03/05/2019	AROUND A POUND TANDRAGEE 100	#4	26/07/2019	BAYVIEW HOTEL ARMOY ROAD RACE