

Bayview
HOTEL
PORTBALLINTRAE

ARMOY ROAD RACE
The Race of Legends

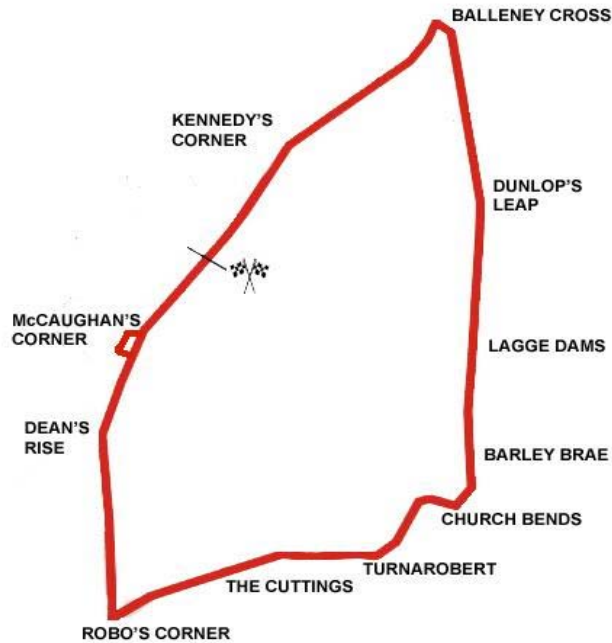
Friday 26th & Saturday 27th July 2019

promoted by
Armoyn Motorcycle Road Racing Club
www.amrrc.com

CLYDE SHANKS
Planning Development
SUPERTWIN



Armoey Circuit 3.008 miles



Lap Records at the start of the meeting

Class	Rider	Machine	m s	mph	Year
125cc	William Dunlop	Honda	2 02.397	88.473	2010
Moto 3	Christian Elkin	Honda 250	2 03.375	87.771	2014
Supersport 300	to be established				
250cc	Michael Sweeney	Honda	1 52.439	96.308	2013
Lightweight Supersport	Seamus Elliott	Yamaha 400	1 56.932	92.608	2015
Supertwin	Ryan Farquhar	Kawasaki	1 50.379	98.106	2015
Supersport	William Dunlop	Yamaha	1 43.834	104.290	2015
Superbike	Michael Dunlop	Honda	1 41.382	106.812	2013
Senior Support	Connor Behan	Kawasaki 636	1 50.783	97.748	2013
Junior Support	Mark Hanna	Kawasaki 650	1 54.969	94.189	2013
Classic 1000cc	Robert McCrum	Norton Weslake 950	2 06.649	85.502	2013
Classic 500cc	Richard Lambourne	Norton	2 10.738	82.828	2013
Classic 350cc	Barry Davidson	Honda	2 14.308	80.627	2016
Classic 250cc	Richard Ford	Suzuki	2 16.465	79.352	2017
Forgotten Era	Gareth Keys	Yamaha 347	2 15.993	79.628	2017

MOST WINS AT ARMOY ROAD RACE

Michael Dunlop	17	2009-17	(125-1, 250-1, Supersport-3, Superbike-12)
Ryan Farquhar	12	2009-15	(450-3, Supertwin-5, Supersport-1, Superbike-3)
William Dunlop	11	2010-16	(125-2, 250-3, Supersport-6)
Barry Davidson	6	2012-17	(Classic 350-6)
Richard Ford	4	2011-17	(Classic 250-1, Classic 1000-3)
Christian Elkin	4	2013-17	(Moto 3-4)

MOST WINS AT ALL IRISH ROAD RACE MEETINGS (after Faugheen 50 2019)

Ryan Farquhar	211	1995-16
Joey Dunlop	156	1971-00
Robert Dunlop	135	1980-08
William Dunlop	119	2005-17
Ray McCullough	109	1960-82
Phillip McCallen	109	1987-99
Michael Dunlop	102	2006-18
Brian Reid	78	1980-94
Barry Davidson	78	1998-19
Darran Lindsay	74	1999-06

Bayview Hotel Armoy Road Race

SUPERTWIN / SUPERMONO

Qualifying


Friday, 26 July 2019



Pos	Class	No	Name	Machine / Sponsor	----- Best Lap -----			On	Laps
					Time	Behind	Speed		
Qualifying Classification									
1	STWN	86	Derek McGEE	Kawasaki - KMR Kawasaki	1:53.388		95.502	7	7
2	STWN	65	Michael SWEENEY	Kawasaki - Kiely Heating Racing	1:54.152	0.764	94.863	2	5
3	STWN	96	Andy FARRELL	Kawasaki - Ollie's Place	1:55.549	2.161	93.716	7	7
4	STWN	109	Neil KERNOHAN	Kawasaki - McCloy Developments	1:56.770	3.382	92.736	5	7
5	STWN	64	Stephen McKNIGHT	Suzuki - McKnight Racing	1:57.855	4.467	91.882	7	7
6	STWN	28	Paul GARTLAND	Kawasaki - Gartland Gas/Electrical	1:59.574	6.186	90.561	7	7
7	STWN	79	Vinny BRENNAN	Kawasaki - TRB Racing	2:01.243	7.855	89.315	6	7
8	STWN	74	Tommy HENRY	Kawasaki - H O'Kane Motors	2:01.476	8.088	89.144	5	7
9	STWN	40	Barry DAVIDSON	Suzuki - Trison McMullan Racing	2:02.504	9.116	88.395	6	7
10	STWN	316	Stephen MORRISON	Kawasaki - DH Racing	2:03.067	9.679	87.991	6	7
11	STWN	138	Paul WILLIAMS	Kawasaki	2:03.131	9.743	87.945	6	7
12	STWN	78	Dominic COTTRELL	Suzuki - Dunsany Racing	2:03.820	10.432	87.456	6	7
13	STWN	67	Nigel COLGAN	Suzuki	2:06.002	12.614	85.941	7	7
14	STWN	111	Noel SMITH	Kawasaki - Smith Racing	2:06.009	12.621	85.937	7	7
15	STWN	46	Mark JOHNSON	Kawasaki	2:10.025	16.637	83.282	5	6
16	STWN	131	Wayne PITHER	Kawasaki	2:18.358	24.970	78.267	4	4
17	STWN	179	James ROTHERY	Suzuki - Ambler Racing	2:19.702	26.314	77.514	5	7

Provisional result to be confirmed by the Stewards of the Meeting subject to completion of technical inspections & the time limit for protests

Page 1 / 1

Circuit	Armoy	Signed		Organising Club	Armoy MRRC
Length(miles)	3.0080		Chief Timekeeper	Qualifying Started	16:07
Weather	Bright	Issued At:	16:47		
Track	Dry				

Bayview Hotel Armoy Road Race

SUPERTWIN / SUPERMONO

Qualifying

Friday, 26 July 2019

DETAILED RESULT



Qualifying Classification

Position

1 86 Derek McGEE

STWN Behind **4.467**
Best Time **1:53.388** Best Speed **95.502** On **7** Gp

Lap	Elapsed Time	Lap Time	Lap Speed
1	2:02.797	2:02.797	88.185
2	3:56.204	1:53.407	95.486
3	11:59.261	8:03.057	22.417
4	16:15.297	4:16.036	42.294
5	18:09.573	1:54.276	94.760
6	20:05.007	1:55.434	93.809
7	21:58.395	1:53.388	95.502

2 65 Michael SWEENEY

STWN Behind **0.764**
Best Time **1:54.152** Best Speed **94.863** On **2** Gp

Lap	Elapsed Time	Lap Time	Lap Speed
1	2:02.228	2:02.228	88.595
2	3:56.380	1:54.152	94.863
3	11:42.639	7:46.259	23.225
4	16:14.901	4:32.262	39.773
5	18:09.880	1:54.979	94.181

3 96 Andy FARRELL

STWN Behind **2.161**
Best Time **1:55.549** Best Speed **93.716** On **7** Gp

Lap	Elapsed Time	Lap Time	Lap Speed
1	2:04.962	2:04.962	86.657
2	4:01.145	1:56.183	93.205
3	14:17.470	10:16.325	17.570
4	16:19.544	2:02.074	88.707
5	18:15.505	1:55.961	93.383
6	20:12.008	1:56.503	92.949
7	22:07.557	1:55.549	93.716

4 109 Neil KERNOHAN

STWN Behind **3.382**
Best Time **1:56.770** Best Speed **92.736** On **5** Gp

Lap	Elapsed Time	Lap Time	Lap Speed
1	2:10.536	2:10.536	82.956
2	4:08.511	1:57.975	91.789
3	14:17.154	10:08.643	17.792
4	16:21.718	2:04.564	86.934
5	18:18.488	1:56.770	92.736
6	20:16.521	1:58.033	91.744
7	22:14.630	1:58.109	91.685

Qualifying Classification

Position

5 64 Stephen McKNIGHT

STWN Behind **4.467**
Best Time **1:57.855** Best Speed **91.882** On **7** Gp

Lap	Elapsed Time	Lap Time	Lap Speed
1	2:17.352	2:17.352	78.840
2	4:17.400	2:00.048	90.204
3	13:42.553	9:25.153	19.161
4	16:20.510	2:37.957	68.555
5	18:18.595	1:58.085	91.703
6	20:17.105	1:58.510	91.375
7	22:14.960	1:57.855	91.882

6 28 Paul GARTLAND

STWN Behind **6.186**
Best Time **1:59.574** Best Speed **90.561** On **7** Gp

Lap	Elapsed Time	Lap Time	Lap Speed
1	3:12.000	3:12.000	56.400
2	5:26.511	2:14.511	80.505
3	11:32.333	6:05.822	29.601
4	16:16.635	4:44.302	38.089
5	18:17.064	2:00.429	89.919
6	20:18.483	2:01.419	89.185
7	22:18.057	1:59.574	90.561

7 79 Vinny BRENNAN

STWN Behind **7.855**
Best Time **2:01.243** Best Speed **89.315** On **6** Gp

Lap	Elapsed Time	Lap Time	Lap Speed
1	2:23.983	2:23.983	75.209
2	4:26.838	2:02.855	88.143
3	14:24.756	9:57.918	18.111
4	16:37.501	2:12.745	81.576
5	18:39.002	2:01.501	89.125
6	20:40.245	2:01.243	89.315
7	22:42.511	2:02.266	88.568

8 74 Tommy HENRY

STWN Behind **8.088**
Best Time **2:01.476** Best Speed **89.144** On **5** Gp

Lap	Elapsed Time	Lap Time	Lap Speed
1	2:25.221	2:25.221	74.568
2	4:26.916	2:01.695	88.983
3	14:36.103	10:09.187	17.776
4	16:47.786	2:11.683	82.234
5	18:49.262	2:01.476	89.144
6	20:52.272	2:03.010	88.032
7	22:54.689	2:02.417	88.458

Bayview Hotel Armoy Road Race

SUPERTWIN / SUPERMONO

Qualifying

Friday, 26 July 2019

DETAILED RESULT



Qualifying Classification

Position

9

40 Barry DAVIDSON

STWN Behind **9.116**

Best Time **2:02.504** Best Speed **88.395** On **6** Gp

Lap	Elapsed Time	Lap Time	Lap Speed
1	2:25.234	2:25.234	74.561
2	4:31.208	2:05.974	85.961
3	14:18.349	9:47.141	18.443
4	16:29.749	2:11.400	82.411
5	18:34.787	2:05.038	86.604
6	20:37.291	2:02.504	88.395
7	22:40.619	2:03.328	87.805

Qualifying Classification

Position

13

67 Nigel COLGAN

STWN Behind **12.614**

Best Time **2:06.002** Best Speed **85.941** On **7** Gp

Lap	Elapsed Time	Lap Time	Lap Speed
1	2:40.307	2:40.307	67.550
2	4:48.821	2:08.514	84.262
3	14:29.046	9:40.225	18.663
4	16:44.243	2:15.197	80.096
5	18:50.717	2:06.474	85.621
6	20:57.014	2:06.297	85.741
7	23:03.016	2:06.002	85.941

10

316 Stephen MORRISON

STWN Behind **9.679**

Best Time **2:03.067** Best Speed **87.991** On **6** Gp

Lap	Elapsed Time	Lap Time	Lap Speed
1	2:38.757	2:38.757	68.210
2	4:44.645	2:05.888	86.019
3	11:46.093	7:01.448	25.694
4	16:26.959	4:40.866	38.555
5	18:33.409	2:06.450	85.637
6	20:36.476	2:03.067	87.991
7	22:40.566	2:04.090	87.266

14

111 Noel SMITH

STWN Behind **12.621**

Best Time **2:06.009** Best Speed **85.937** On **7** Gp

Lap	Elapsed Time	Lap Time	Lap Speed
1	2:37.802	2:37.802	68.623
2	4:47.356	2:09.554	83.585
3	14:24.469	9:37.113	18.764
4	16:42.538	2:18.069	78.430
5	18:48.835	2:06.297	85.741
6	20:55.500	2:06.665	85.492
7	23:01.509	2:06.009	85.937

11

138 Paul WILLIAMS

STWN Behind **9.743**

Best Time **2:03.131** Best Speed **87.945** On **6** Gp

Lap	Elapsed Time	Lap Time	Lap Speed
1	2:55.177	2:55.177	61.816
2	5:00.137	2:04.960	86.658
3	14:20.171	9:20.034	19.336
4	16:30.307	2:10.136	83.211
5	18:34.272	2:03.965	87.354
6	20:37.403	2:03.131	87.945
7	22:42.099	2:04.696	86.842

15

46 Mark JOHNSON

STWN Behind **16.637**

Best Time **2:10.025** Best Speed **83.282** On **5** Gp

Lap	Elapsed Time	Lap Time	Lap Speed
1	2:49.759	2:49.759	63.789
2	5:00.426	2:10.667	82.873
3	14:36.429	9:36.003	18.800
4	16:53.126	2:16.697	79.218
5	19:03.151	2:10.025	83.282
6	21:14.982	2:11.831	82.142

12

78 Dominic COTTRELL

STWN Behind **10.432**

Best Time **2:03.820** Best Speed **87.456** On **6** Gp

Lap	Elapsed Time	Lap Time	Lap Speed
1	2:25.679	2:25.679	74.333
2	4:31.553	2:05.874	86.029
3	14:23.755	9:52.202	18.286
4	16:38.145	2:14.390	80.577
5	18:42.143	2:03.998	87.330
6	20:45.963	2:03.820	87.456
7	22:50.627	2:04.664	86.864

16

131 Wayne PITHER

STWN Behind **24.970**

Best Time **2:18.358** Best Speed **78.267** On **4** Gp

Lap	Elapsed Time	Lap Time	Lap Speed
1	2:50.354	2:50.354	63.566
2	5:09.061	2:18.707	78.070
3	14:41.222	9:32.161	18.926
4	16:59.580	2:18.358	78.267

Bayview Hotel Armoy Road Race

SUPERTWIN / SUPERMONO

Qualifying

Friday, 26 July 2019

DETAILED RESULT



Qualifying Classification

Position

17 179 James ROTHERY

STWN Behind 26.314

Best Time 2:19.702 Best Speed 77.514 On 5 Gp

Lap	Elapsed Time	Lap Time	Lap Speed
1	2:55.409	2:55.409	61.735
2	5:17.157	2:21.748	76.395
3	14:40.516	9:23.359	19.222
4	17:03.969	2:23.453	75.487
5	19:23.671	2:19.702	77.514
6	21:45.205	2:21.534	76.510
7	24:05.869	2:20.664	76.983

BAYVIEW HOTEL ARMOY ROAD RACE

SUPERTWIN / SUPERMONO

Armoys 3.008 miles

R9: Clyde Shanks Supertwin


27/07/2019 15:00

Race (7 Laps)

RACE 9 - SUPERTWIN

179 C	131 B	46 A	7
111 B	67 A		6
78 C	138 B	316 A	5
	40 A		4
74 C	79 B	28 A	3
64 B	109 A		2
96 C	65 B	86 A	1

POLE POSITION



Promoted by Armoys MRRRC

Orbits

Provisional result to be confirmed by the Stewards of the Meeting subject to the completion of technical inspections and the time limit for protests
MCUI (Ulster Centre) Timing @ www.elaps-timing.com




Bayview Hotel Armoy Road Race

SUPERTWIN / SUPERMONO

Race 9 - Clyde Shanks Supertwin

Saturday, 27 July 2019

Supertwin



Pos	Class	No	Name	Machine / Sponsor	Gp	Lap	Total Time	Behind	Speed	-----Best Lap-----		
										Time	Speed	On
Race Classification												
1	STWN	96	Andy FARRELL	Kawasaki - Ollie's Place	a	7	13:34.755		93.036	1:55.405	93.833	5
2	STWN	109	Neil KERNOHAN	Kawasaki - McCloy Developments	a	7	13:42.481	7.726	92.162	1:56.173	93.213	2
3	STWN	64	Stephen McKNIGHT	Suzuki - McKnight Racing	a	7	13:49.027	14.272	91.434	1:57.381	92.253	4
4	STWN	79	Vinny BRENNAN	Kawasaki - TRB Racing	a	7	14:07.726	32.971	89.418	1:59.774	90.410	4
5	STWN	74	Tommy HENRY	Kawasaki - H O'Kane Motors	a	7	14:22.930	48.175	87.842	2:01.707	88.974	3
6	STWN	65	Michael SWEENEY	Kawasaki - Kiely Heating Racing	a	7	14:48.351	1:13.596	85.328	2:03.765	87.495	2
7	STWN	67	Nigel COLGAN	Suzuki	b	7	14:53.801	1:19.046	84.808	2:04.829	86.749	7
8	STWN	46	Mark JOHNSON	Kawasaki	b	7	14:59.359	1:24.604	84.284	2:06.411	85.663	6
9	STWN	179	James ROTHERY	Suzuki - Ambler Racing	b	6	13:50.359	1 Lap	78.247	2:16.696	79.218	4

Fastest Lap


STWN	86	Derek McGEE	Kawasaki - KMR Kawasaki	1:52.937	95.884	2
------	----	-------------	-------------------------	----------	--------	---

Not Classified

DNF	STWN	86	Derek McGEE	Kawasaki - KMR Kawasaki	a	5	9:31.176		94.794	1:52.937	95.884	2
DNF	STWN	28	Paul GARTLAND	Kawasaki - Gartland Gas/Electrical	a	4	8:09.171		88.548	2:00.347	89.980	4
DNF	STWN	40	Barry DAVIDSON	Suzuki - Trison McMullan Racing	a	4	8:13.839		87.711	2:00.895	89.572	4
DNF	STWN	131	Wayne PITHER	Kawasaki	b	2	4:31.402		79.799	2:12.841	81.517	2

Provisional result to be confirmed by the Stewards of the Meeting subject to completion of technical inspections & the time limit for protests

Page 1 / 1

Circuit	Armoy	Signed		Organising Club	Armoy MRRC
Length(miles)	3.0080		Chief Timekeeper	Race Started	15:23
Weather	Bright	Issued At:	15:42	Gp Time Diff - b	13.06
Track	Dry				

Bayview Hotel Armoy Road Race

SUPERTWIN / SUPERMONO

Race 9 - Clyde Shanks Supertwin

Saturday, 27 July 2019

DETAILED RESULT



Supertwin

Race Classification

1 96 Andy FARRELL

Total Time **13:34.755** Avg Speed **93.036** Behind
 Best Time **1:55.405** Best Speed **93.833** On **5** Gp **a**

Lap	Elapsed Time	Lap Time	Lap Speed
1	1:59.300	1:59.300	90.769
2	3:55.585	1:56.285	93.123
3	5:51.835	1:56.250	93.151
4	7:47.659	1:55.824	93.494
5	9:43.064	1:55.405	93.833
6	11:39.276	1:56.212	93.181
7	13:34.755	1:55.479	93.773

2 109 Neil KERNOHAN

Total Time **13:42.481** Avg Speed **92.162** Behind **7.726**
 Best Time **1:56.173** Best Speed **93.213** On **2** Gp **a**

Lap	Elapsed Time	Lap Time	Lap Speed
1	2:01.244	2:01.244	89.314
2	3:57.417	1:56.173	93.213
3	5:53.847	1:56.430	93.007
4	7:51.211	1:57.364	92.267
5	9:48.167	1:56.956	92.589
6	11:45.218	1:57.051	92.514
7	13:42.481	1:57.263	92.346

3 64 Stephen McKNIGHT

Total Time **13:49.027** Avg Speed **91.434** Behind **14.272**
 Best Time **1:57.381** Best Speed **92.253** On **4** Gp **a**

Lap	Elapsed Time	Lap Time	Lap Speed
1	2:02.484	2:02.484	88.410
2	3:59.993	1:57.509	92.153
3	5:57.564	1:57.571	92.104
4	7:54.945	1:57.381	92.253
5	9:53.165	1:58.220	91.599
6	11:51.105	1:57.940	91.816
7	13:49.027	1:57.922	91.830

Supertwin

Race Classification

4 79 Vinny BRENNAN

Total Time **14:07.726** Avg Speed **89.418** Behind **32.971**
 Best Time **1:59.774** Best Speed **90.410** On **4** Gp **a**

Lap	Elapsed Time	Lap Time	Lap Speed
1	2:07.202	2:07.202	85.131
2	4:07.694	2:00.492	89.872
3	6:07.584	1:59.890	90.323
4	8:07.358	1:59.774	90.410
5	10:07.666	2:00.308	90.009
6	12:07.459	1:59.793	90.396
7	14:07.726	2:00.267	90.040

5 74 Tommy HENRY

Total Time **14:22.930** Avg Speed **87.842** Behind **48.175**
 Best Time **2:01.707** Best Speed **88.974** On **3** Gp **a**

Lap	Elapsed Time	Lap Time	Lap Speed
1	2:08.212	2:08.212	84.460
2	4:10.241	2:02.029	88.740
3	6:11.948	2:01.707	88.974
4	8:14.309	2:02.361	88.499
5	10:17.646	2:03.337	87.798
6	12:20.129	2:02.483	88.411
7	14:22.930	2:02.801	88.182

6 65 Michael SWEENEY

Total Time **14:48.351** Avg Speed **85.328** Behind **1:13.596**
 Best Time **2:03.765** Best Speed **87.495** On **2** Gp **a**

Lap	Elapsed Time	Lap Time	Lap Speed
1	2:06.779	2:06.779	85.415
2	4:10.544	2:03.765	87.495
3	6:16.180	2:05.636	86.192
4	8:23.086	2:06.906	85.329
5	10:29.857	2:06.771	85.420
6	12:39.069	2:09.212	83.806
7	14:48.351	2:09.282	83.761

Bayview Hotel Armoy Road Race

SUPERTWIN / SUPERMONO

Race 9 - Clyde Shanks Supertwin

Saturday, 27 July 2019

DETAILED RESULT



Supertwin

Race Classification

7 67 Nigel COLGAN

Total Time **14:53.801** Avg Speed **84.808** Behind **1:19.046**
Best Time **2:04.829** Best Speed **86.749** On **7** Gp **b**

Lap	Elapsed Time	Lap Time	Lap Speed
1	2:13.429	2:13.429	81.158
2	4:20.626	2:07.197	85.134
3	6:27.367	2:06.741	85.440
4	8:34.109	2:06.742	85.440
5	10:42.409	2:08.300	84.402
6	12:48.972	2:06.563	85.561
7	14:53.801	2:04.829	86.749

8 46 Mark JOHNSON

Total Time **14:59.359** Avg Speed **84.284** Behind **1:24.604**
Best Time **2:06.411** Best Speed **85.663** On **6** Gp **b**

Lap	Elapsed Time	Lap Time	Lap Speed
1	2:15.068	2:15.068	80.173
2	4:23.250	2:08.182	84.480
3	6:30.907	2:07.657	84.827
4	8:37.729	2:06.822	85.386
5	10:46.001	2:08.272	84.421
6	12:52.412	2:06.411	85.663
7	14:59.359	2:06.947	85.302

9 179 James ROTHERY

Total Time **13:50.359** Avg Speed **78.247** Behind **1 Lap**
Best Time **2:16.696** Best Speed **79.218** On **4** Gp **b**

Lap	Elapsed Time	Lap Time	Lap Speed
1	2:22.656	2:22.656	75.908
2	4:39.725	2:17.069	79.003
3	6:58.427	2:18.702	78.072
4	9:15.123	2:16.696	79.218
5	11:32.878	2:17.755	78.609
6	13:50.359	2:17.481	78.766

Not Classified

DNF 86 Derek McGEE

Total Time **9:31.176** Avg Speed **94.794** Behind
Best Time **1:52.937** Best Speed **95.884** On **2** Gp **a**

Lap	Elapsed Time	Lap Time	Lap Speed
1	1:57.797	1:57.797	91.928
2	3:50.734	1:52.937	95.884
3	5:43.812	1:53.078	95.764
4	7:37.322	1:53.510	95.400
5	9:31.176	1:53.854	95.111

Supertwin

Not Classified

DNF 28 Paul GARTLAND

Total Time **8:09.171** Avg Speed **88.548** Behind
Best Time **2:00.347** Best Speed **89.980** On **4** Gp **a**

Lap	Elapsed Time	Lap Time	Lap Speed
1	2:06.985	2:06.985	85.276
2	4:08.413	2:01.428	89.179
3	6:08.824	2:00.411	89.932
4	8:09.171	2:00.347	89.980

DNF 40 Barry DAVIDSON

Total Time **8:13.839** Avg Speed **87.711** Behind
Best Time **2:00.895** Best Speed **89.572** On **4** Gp **a**

Lap	Elapsed Time	Lap Time	Lap Speed
1	2:09.113	2:09.113	83.871
2	4:11.047	2:01.934	88.809
3	6:12.944	2:01.897	88.836
4	8:13.839	2:00.895	89.572

DNF 131 Wayne PITHER

Total Time **4:31.402** Avg Speed **79.799** Behind
Best Time **2:12.841** Best Speed **81.517** On **2** Gp **b**

Lap	Elapsed Time	Lap Time	Lap Speed
1	2:18.561	2:18.561	78.152
2	4:31.402	2:12.841	81.517

Bayview Hotel Armoy Road Race

SUPERTWIN / SUPERMONO

Race 9 - Clyde Shanks Supertwin

LAP CHART



1				
No	Name	Gp	Time of Day	Lap Time
86	Derek McGEE	a	15:25:22.828	1:57.797
96	Andy FARRELL	a	15:25:24.331	1:59.300
109	Neil KERNOHAN	a	15:25:26.275	2:01.244
64	Stephen McKNIGHT	a	15:25:27.515	2:02.484
65	Michael SWEENEY	a	15:25:31.810	2:06.779
28	Paul GARTLAND	a	15:25:32.016	2:06.985
79	Vinny BRENNAN	a	15:25:32.233	2:07.202
74	Tommy HENRY	a	15:25:33.243	2:08.212
40	Barry DAVIDSON	a	15:25:34.144	2:09.113
67	Nigel COLGAN	b	15:25:38.460	2:13.429
46	Mark JOHNSON	b	15:25:40.099	2:15.068
131	Wayne PITHER	b	15:25:43.592	2:18.561
179	James ROTHERY	b	15:25:47.687	2:22.656

2				
No	Name	Gp	Time of Day	Lap Time
86	Derek McGEE	a	15:27:15.765	1:52.937
96	Andy FARRELL	a	15:27:20.616	1:56.285
109	Neil KERNOHAN	a	15:27:22.448	1:56.173
64	Stephen McKNIGHT	a	15:27:25.024	1:57.509
79	Vinny BRENNAN	a	15:27:32.725	2:00.492
28	Paul GARTLAND	a	15:27:33.444	2:01.428
74	Tommy HENRY	a	15:27:35.272	2:02.029
65	Michael SWEENEY	a	15:27:35.575	2:03.765
40	Barry DAVIDSON	a	15:27:36.078	2:01.934
67	Nigel COLGAN	b	15:27:45.657	2:07.197
46	Mark JOHNSON	b	15:27:48.281	2:08.182
131	Wayne PITHER	b	15:27:56.433	2:12.841
179	James ROTHERY	b	15:28:04.756	2:17.069

3				
No	Name	Gp	Time of Day	Lap Time
86	Derek McGEE	a	15:29:08.843	1:53.078
96	Andy FARRELL	a	15:29:16.866	1:56.250
109	Neil KERNOHAN	a	15:29:18.878	1:56.430
64	Stephen McKNIGHT	a	15:29:22.595	1:57.571
79	Vinny BRENNAN	a	15:29:32.615	1:59.890
28	Paul GARTLAND	a	15:29:33.855	2:00.411
74	Tommy HENRY	a	15:29:36.979	2:01.707
40	Barry DAVIDSON	a	15:29:37.975	2:01.897
65	Michael SWEENEY	a	15:29:41.211	2:05.636
67	Nigel COLGAN	b	15:29:52.398	2:06.741
46	Mark JOHNSON	b	15:29:55.938	2:07.657
179	James ROTHERY	b	15:30:23.458	2:18.702

4				
No	Name	Gp	Time of Day	Lap Time
86	Derek McGEE	a	15:31:02.353	1:53.510
96	Andy FARRELL	a	15:31:12.690	1:55.824
109	Neil KERNOHAN	a	15:31:16.242	1:57.364
64	Stephen McKNIGHT	a	15:31:19.976	1:57.381
79	Vinny BRENNAN	a	15:31:32.389	1:59.774
28	Paul GARTLAND	a	15:31:34.202	2:00.347
40	Barry DAVIDSON	a	15:31:38.870	2:00.895
74	Tommy HENRY	a	15:31:39.340	2:02.361
65	Michael SWEENEY	a	15:31:48.117	2:06.906
67	Nigel COLGAN	b	15:31:59.140	2:06.742
46	Mark JOHNSON	b	15:32:02.760	2:06.822
179	James ROTHERY	b	15:32:40.154	2:16.696

5				
No	Name	Gp	Time of Day	Lap Time
86	Derek McGEE	a	15:32:56.207	1:53.854
96	Andy FARRELL	a	15:33:08.095	1:55.405
109	Neil KERNOHAN	a	15:33:13.198	1:56.956
64	Stephen McKNIGHT	a	15:33:18.196	1:58.220
79	Vinny BRENNAN	a	15:33:32.697	2:00.308
74	Tommy HENRY	a	15:33:42.677	2:03.337
65	Michael SWEENEY	a	15:33:54.888	2:06.771
67	Nigel COLGAN	b	15:34:07.440	2:08.300
46	Mark JOHNSON	b	15:34:11.032	2:08.272
179	James ROTHERY	b	15:34:57.909	2:17.755

6				
No	Name	Gp	Time of Day	Lap Time
96	Andy FARRELL	a	15:35:04.307	1:56.212
109	Neil KERNOHAN	a	15:35:10.249	1:57.051
64	Stephen McKNIGHT	a	15:35:16.136	1:57.940
79	Vinny BRENNAN	a	15:35:32.490	1:59.793
74	Tommy HENRY	a	15:35:45.160	2:02.483
65	Michael SWEENEY	a	15:36:04.100	2:09.212
67	Nigel COLGAN	b	15:36:14.003	2:06.563
46	Mark JOHNSON	b	15:36:17.443	2:06.411
179	James ROTHERY	b	15:37:15.390	2:17.481

7				
No	Name	Gp	Time of Day	Lap Time
96	Andy FARRELL	a	15:36:59.786	1:55.479
109	Neil KERNOHAN	a	15:37:07.512	1:57.263
64	Stephen McKNIGHT	a	15:37:14.058	1:57.922
79	Vinny BRENNAN	a	15:37:32.757	2:00.267
74	Tommy HENRY	a	15:37:47.961	2:02.801
65	Michael SWEENEY	a	15:38:13.382	2:09.282
67	Nigel COLGAN	b	15:38:18.832	2:04.829
46	Mark JOHNSON	b	15:38:24.390	2:06.947

ROAD RACE - IRISH SUPERTWIN

2019

Pos	No.	Name	Total	Diff	Gap	#1	#2	#3	#4	#5	#6	#7
						R1	R1	R1	R1	R1	R1	R1
1	65	Michael SWEENEY	96	0	0	16	20	x	x	25	25	10
2	96	Andy FARRELL	70	26	26	x	x	25	x	20	x	25
3	109	Neil KERNOHAN	62	34	8	10	16	x	x	16	x	20
4	79	Vinny BRENNAN	62	34	0	x	4	16	16	13	x	13
5	74	Tommy HENRY	59	37	3	x	2	10	13	10	13	11
6	86	Derek McGEE	50	46	9	25	25	x	x	x	x	x
7	64	Stephen McKNIGHT	42	54	8	13	13	x	x	x	x	16
8	138	Paul WILLIAMS	40	56	2	11	9	x	20	x	x	x
9	59	Darryl TWEED	31	65	9	7	8	x	x	x	16	x
10	78	Dominic COTTRELL	31	65	0	5	x	8	10	8	x	x
11	24	Kevin BAKER	29	67	2	2	7	20	x	x	x	x
12	11	Dominic HERBERTSON	25	71	4	x	x	x	25	x	x	x
13	81	Eoin O'SIOCHRU	24	72	1	x	x	13	x	11	x	x
14	67	Nigel COLGAN	21	75	3	x	x	6	x	6	x	9
15	42	Brian LOUGHLIN	21	75	0	1	x	x	6	7	7	x
16	10	James CHAWKE	20	76	1	x	x	x	x	x	20	x
17	56	Adam McLEAN	20	76	0	20	x	x	x	x	x	x
18	111	Noel SMITH	19	77	1	x	1	7	11	x	x	x
19	91	Des BUTLER	16	80	3	x	x	x	x	5	11	x
20	112	Martin CURRAMS	16	80	0	x	x	1	5	4	6	x
21	28	Paul GARTLAND	15	81	1	9	6	x	x	x	x	x
22	97	William HARA	14	82	1	x	5	x	x	9	x	x
23	173	John ELLA	13	83	1	x	x	4	9	x	x	x
24	43	Jason CASSELLS	11	85	2	x	x	11	x	x	x	x
25	60	Darren COOPER	11	85	0	x	11	x	x	x	x	x
26	31	Robert CAIRNS	11	85	0	x	x	3	8	x	x	x
27	172	Stephen TOBIN	10	86	1	x	x	x	x	x	10	x
28	131	Shaun ANDERSON	10	86	0	x	10	x	x	x	x	x
29	179	James ROTHERY	10	86	0	x	x	x	3	x	x	7
30	72	Ben MULLANE	9	87	1	x	x	x	x	x	9	x
31	26	Veronika HANKOCYOVA	9	87	0	x	x	9	x	x	x	x
32	29	Alastair HAWORTH	9	87	0	x	x	2	7	x	x	x
33	15	Anthony McCOLGAN	9	87	0	6	3	x	x	x	x	x
34	46	Mark JOHNSON	8	88	1	x	x	x	x	x	x	8
35	44	Liam CHAWKE	8	88	0	x	x	x	x	x	8	x
36	311	Brad VICARS	8	88	0	8	x	x	x	x	x	x
37	211	Tim STEPHENSON	7	89	1	x	x	x	4	3	x	x
38	777	Shaun WYNNE	6	90	1	4	x	x	x	2	x	x
39	77	Mark SHIELS	5	91	1	x	x	x	x	x	5	x
40	117	Anthony LILLIS	5	91	0	x	x	5	x	x	x	x
41	76	Mark KIRBY	3	93	2	3	x	x	x	x	x	x
42	160	Ben PLANT	1	95	2	x	x	x	x	1	x	x

Event Legend

#1	26/04/2019	KDM HIRE COOKSTOWN 100	#5	06/07/2019	COUNTRY CREST SKERRIES ROAD RACE
#2	03/05/2019	AROUND A POUND TANDRAGEE 100	#6	20/07/2019	FAUGHEEN 50
#3	15/06/2019	CC's UNLIMITED KELLS ROAD RACE	#7	26/07/2019	BAYVIEW HOTEL ARMOY ROAD RACE
#4	28/06/2019	F and O DC ENNISKILLEN ROAD RACE			

ROAD RACE - ULSTER SUPERTWIN

2019

Pos	No.	Name	Total	Diff	Gap	#1 #2 #3 #4			
						R1	R1	R1	R1
1	86	Derek McGEE	50	0	0	25	25	x	x
2	109	Neil KERNOHAN	46	4	4	10	16	x	20
	65	Michael SWEENEY	46	4	0	16	20	x	10
4	64	Stephen McKNIGHT	42	8	4	13	13	x	16
5	138	Paul WILLIAMS	40	10	2	11	9	20	x
6	79	Vinny BRENNAN	33	17	7	x	4	16	13
7	74	Tommy HENRY	26	24	7	x	2	13	11
8	96	Andy FARRELL	25	25	1	x	x	x	25
	11	Dominic HERBERTSON	25	25	0	x	x	25	x
10	56	Adam McLEAN	20	30	5	20	x	x	x
11	78	Dominic COTTRELL	15	35	5	5	x	10	x
12	28	Paul GARTLAND	15	35	0	9	6	x	x
13	59	Darryl TWEED	15	35	0	7	8	x	x
14	111	Noel SMITH	12	38	3	x	1	11	x
15	60	Darren COOPER	11	39	1	x	11	x	x
16	131	Shaun ANDERSON	10	40	1	x	10	x	x
17	179	James ROTHERY	10	40	0	x	x	3	7
18	67	Nigel COLGAN	9	41	1	x	x	x	9
19	173	John ELLA	9	41	0	x	x	9	x
20	24	Kevin BAKER	9	41	0	2	7	x	x
21	15	Anthony McCOLGAN	9	41	0	6	3	x	x
22	46	Mark JOHNSON	8	42	1	x	x	x	8
23	31	Robert CAIRNS	8	42	0	x	x	8	x
24	311	Brad VICARS	8	42	0	8	x	x	x
25	29	Alastair HAWORTH	7	43	1	x	x	7	x
26	42	Brian LOUGHLIN	7	43	0	1	x	6	x
27	112	Martin CURRAMS	5	45	2	x	x	5	x
28	97	William HARA	5	45	0	x	5	x	x
29	211	Tim STEPHENSON	4	46	1	x	x	4	x
30	777	Shaun WYNNE	4	46	0	4	x	x	x
31	76	Mark KIRBY	3	47	1	3	x	x	x

Event Legend

#1	26/04/2019	KDM HIRE COOKSTOWN 100	#3	28/06/2019	F and O DC ENNISKILLEN ROAD RACE
#2	03/05/2019	AROUND A POUND TANDRAGEE 100	#4	26/07/2019	BAYVIEW HOTEL ARMOY ROAD RACE