

Bayview
HOTEL
PORTBALLINTRAE

ARMOY ROAD RACE

The Race of Legends

Friday 26th & Saturday 27th July 2019

promoted by
Armoyn Motorcycle Road Racing Club
www.amrrc.com

Molly's
Restaurant Bar
Est 2002

MOTO 3 (125cc GP)



**Causeway
Coast & Glens
Borough Council**

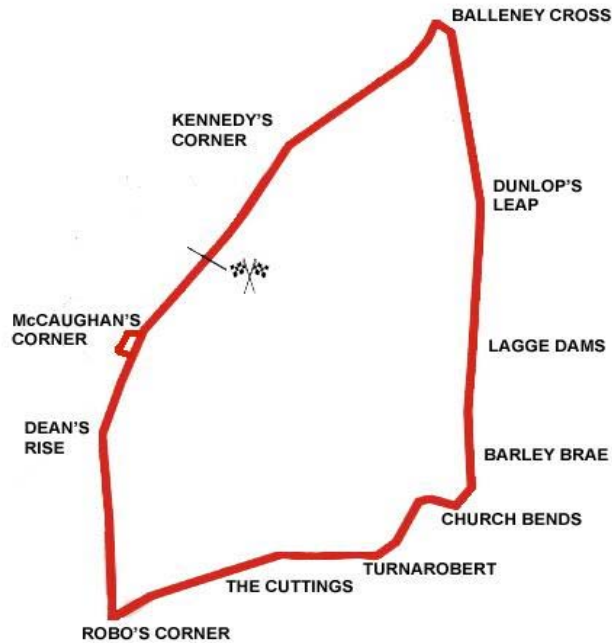


**tourism
northernireland**



greenlight.tv

Armoey Circuit 3.008 miles



Lap Records at the start of the meeting

Class	Rider	Machine	m s	mph	Year
125cc	William Dunlop	Honda	2 02.397	88.473	2010
Moto 3	Christian Elkin	Honda 250	2 03.375	87.771	2014
Supersport 300	to be established				
250cc	Michael Sweeney	Honda	1 52.439	96.308	2013
Lightweight Supersport	Seamus Elliott	Yamaha 400	1 56.932	92.608	2015
Supertwin	Ryan Farquhar	Kawasaki	1 50.379	98.106	2015
Supersport	William Dunlop	Yamaha	1 43.834	104.290	2015
Superbike	Michael Dunlop	Honda	1 41.382	106.812	2013
Senior Support	Connor Behan	Kawasaki 636	1 50.783	97.748	2013
Junior Support	Mark Hanna	Kawasaki 650	1 54.969	94.189	2013
Classic 1000cc	Robert McCrum	Norton Weslake 950	2 06.649	85.502	2013
Classic 500cc	Richard Lambourne	Norton	2 10.738	82.828	2013
Classic 350cc	Barry Davidson	Honda	2 14.308	80.627	2016
Classic 250cc	Richard Ford	Suzuki	2 16.465	79.352	2017
Forgotten Era	Gareth Keys	Yamaha 347	2 15.993	79.628	2017

MOST WINS AT ARMOY ROAD RACE

Michael Dunlop	17	2009-17	(125-1, 250-1, Supersport-3, Superbike-12)
Ryan Farquhar	12	2009-15	(450-3, Supertwin-5, Supersport-1, Superbike-3)
William Dunlop	11	2010-16	(125-2, 250-3, Supersport-6)
Barry Davidson	6	2012-17	(Classic 350-6)
Richard Ford	4	2011-17	(Classic 250-1, Classic 1000-3)
Christian Elkin	4	2013-17	(Moto 3-4)

MOST WINS AT ALL IRISH ROAD RACE MEETINGS (after Faugheen 50 2019)

Ryan Farquhar	211	1995-16
Joey Dunlop	156	1971-00
Robert Dunlop	135	1980-08
William Dunlop	119	2005-17
Ray McCullough	109	1960-82
Phillip McCallen	109	1987-99
Michael Dunlop	102	2006-18
Brian Reid	78	1980-94
Barry Davidson	78	1998-19
Darran Lindsay	74	1999-06

Bayview Hotel Armoy Road Race

MOTO 3 (125cc GP) / SUPERSPORT 300

Qualifying

Friday, 26 July 2019



Moto 3 (125cc GP)


Pos	Class	No	Name	Machine / Sponsor	Best Lap		On	Total Laps
					Time	Speed		
1	M3	6	Derek McGEE	Honda 250 Moto 3 - Faraldo Racing	2:01.548	89.091	4	4
2	M3	30	Melissa KENNEDY	Honda 250 Moto 3 - K.N.R.	2:06.189	85.814	3	5
3	M3	86	Nigel MOORE	Honda 250 Moto 3	2:07.589	84.873	5	5
4	M3	122	Chris MEYER	Honda 125	2:07.595	84.869	5	5
5	M3	43	Wayne KENNEDY	Honda 125 - Joey's Bar MCC	2:09.518	83.608	3	6
6	M3	98	Sam GRIEF	Honda 250 Moto 3 - PR18 Racing	2:09.989	83.306	3	5
7	M3	49	Malcolm LOVE	Honda 250 Moto 3 - CB Racing	2:14.886	80.281	3	5
8	M3	28	Paul GARTLAND	Honda 125	2:17.089	78.991	5	5
9	M3	34	Sean LEONARD	Honda 125 - Mago Racing	2:20.778	76.921	3	5
10	M3	71	Raymond HODGES	Honda 125 - TT Racing	2:21.183	76.700	4	5
11	M3	15	Peter McKILLOP	Honda 125	2:26.739	73.796	4	5
12	M3	2	Peter SHANNON	Honda 125 - BD40	2:39.392	67.938	4	4

Supersport 300

Pos	Class	No	Name	Machine / Sponsor	Best Lap		On	Total Laps
					Time	Speed		
1	SS300	40	Barry DAVIDSON	Kawasaki 300	2:19.643	77.546	5	5
2	SS300	17	Linton IRWIN	Kawasaki 300	2:23.983	75.209	4	5
3	SS300	5	Steven SMITH	Kawasaki 250 - Smith Racing	2:30.788	71.815	4	5

Provisional result to be confirmed by the Stewards of the Meeting subject to completion of technical inspections & the time limit for protests

Page 1 / 1

Circuit	Armoy	Signed		Organising Club	Armoy MRRC
Length(miles)	3.0080		Chief Timekeeper	Qualifying Started	14:01
Weather	Bright	Issued At:	14:19		
Track	Dry				

Bayview Hotel Armoy Road Race

MOTO 3 (125cc GP) / SUPERSPORT 300

Qualifying

Friday, 26 July 2019

DETAILED RESULT



Qualifying Classification

Position

1 6 Derek McGEE

M3 Behind

Best Time **2:01.548** Best Speed **89.091** On **4** Gp

Lap	Elapsed Time	Lap Time	Lap Speed
1	14:03:49.362	2:31.843	71.316
2	14:05:51.528	2:02.166	88.640
3	14:07:54.890	2:03.362	87.781
4	14:09:56.438	2:01.548	89.091

2 30 Melissa KENNEDY

M3 Behind **4.641**

Best Time **2:06.189** Best Speed **85.814** On **3** Gp

Lap	Elapsed Time	Lap Time	Lap Speed
1	14:03:37.499	2:19.980	77.360
2	14:05:44.350	2:06.851	85.366
3	14:07:50.539	2:06.189	85.814
4	14:09:57.868	2:07.329	85.046
5	14:12:05.962	2:08.094	84.538

3 86 Nigel MOORE

M3 Behind **6.041**

Best Time **2:07.589** Best Speed **84.873** On **5** Gp

Lap	Elapsed Time	Lap Time	Lap Speed
1	14:04:11.428	2:53.909	62.267
2	14:06:26.947	2:15.519	79.906
3	14:08:35.494	2:08.547	84.240
4	14:10:43.703	2:08.209	84.462
5	14:12:51.292	2:07.589	84.873

4 122 Chris MEYER

M3 Behind **6.047**

Best Time **2:07.595** Best Speed **84.869** On **5** Gp

Lap	Elapsed Time	Lap Time	Lap Speed
1	14:04:13.170	2:55.651	61.650
2	14:06:26.718	2:13.548	81.085
3	14:08:35.883	2:09.165	83.837
4	14:10:44.124	2:08.241	84.441
5	14:12:51.719	2:07.595	84.869

Qualifying Classification

Position

5 43 Wayne KENNEDY

M3 Behind **7.970**

Best Time **2:09.518** Best Speed **83.608** On **3** Gp

Lap	Elapsed Time	Lap Time	Lap Speed
1	14:03:56.481	2:38.962	68.122
2	14:06:07.524	2:11.043	82.635
3	14:08:17.042	2:09.518	83.608
4	14:10:26.905	2:09.863	83.386
5	14:12:36.886	2:09.981	83.311
6	14:15:01.761	2:24.875	74.746

6 98 Sam GRIEF

M3 Behind **8.441**

Best Time **2:09.989** Best Speed **83.306** On **3** Gp

Lap	Elapsed Time	Lap Time	Lap Speed
1	14:03:37.573	2:20.054	77.319
2	14:05:47.937	2:10.364	83.066
3	14:07:57.926	2:09.989	83.306
4	14:10:08.173	2:10.247	83.140
5	14:12:19.716	2:11.543	82.321

7 49 Malcolm LOVE

M3 Behind **13.338**

Best Time **2:14.886** Best Speed **80.281** On **3** Gp

Lap	Elapsed Time	Lap Time	Lap Speed
1	14:04:09.782	2:52.263	62.862
2	14:06:28.678	2:18.896	77.963
3	14:08:43.564	2:14.886	80.281
4	14:10:58.704	2:15.140	80.130
5	14:13:14.280	2:15.576	79.873

8 28 Paul GARTLAND

M3 Behind **15.541**

Best Time **2:17.089** Best Speed **78.991** On **5** Gp

Lap	Elapsed Time	Lap Time	Lap Speed
1	14:03:55.113	2:37.594	68.713
2	14:06:16.387	2:21.274	76.651
3	14:08:35.671	2:19.284	77.746
4	14:10:53.967	2:18.296	78.302
5	14:13:11.056	2:17.089	78.991

Bayview Hotel Armoy Road Race

MOTO 3 (125cc GP) / SUPERSPORT 300

Qualifying

Friday, 26 July 2019

DETAILED RESULT



Qualifying Classification

Position

9 34 Sean LEONARD

M3 Behind 19.230

Best Time **2:20.778** Best Speed **76.921** On **3** Gp

Lap	Elapsed Time	Lap Time	Lap Speed
1	14:04:15.595	2:58.076	60.810
2	14:06:39.946	2:24.351	75.017
3	14:09:00.724	2:20.778	76.921
4	14:11:21.521	2:20.797	76.911
5	14:13:45.147	2:23.626	75.396

10 71 Raymond HODGES

M3 Behind 19.635

Best Time **2:21.183** Best Speed **76.700** On **4** Gp

Lap	Elapsed Time	Lap Time	Lap Speed
1	14:04:08.939	2:51.420	63.171
2	14:06:31.669	2:22.730	75.869
3	14:08:53.845	2:22.176	76.165
4	14:11:15.028	2:21.183	76.700
5	14:13:39.359	2:24.331	75.028

11 15 Peter McKILLOP

M3 Behind 25.191

Best Time **2:26.739** Best Speed **73.796** On **4** Gp

Lap	Elapsed Time	Lap Time	Lap Speed
1	14:04:01.164	2:43.645	66.173
2	14:06:32.442	2:31.278	71.582
3	14:09:00.400	2:27.958	73.188
4	14:11:27.139	2:26.739	73.796
5	14:13:55.993	2:28.854	72.748

12 2 Peter SHANNON

M3 Behind 37.844

Best Time **2:39.392** Best Speed **67.938** On **4** Gp

Lap	Elapsed Time	Lap Time	Lap Speed
1	14:04:34.153	3:16.634	55.071
2	14:07:16.966	2:42.813	66.511
3	14:09:57.177	2:40.211	67.591
4	14:12:36.569	2:39.392	67.938

Bayview Hotel Armoy Road Race

MOTO 3 (125cc GP) / SUPERSPORT 300

Qualifying

Friday, 26 July 2019

DETAILED RESULT



Qualifying Classification

Position

1 40 Barry DAVIDSON

SS300 Behind

Best Time **2:19.643** Best Speed **77.546** On **5** Gp

Lap	Elapsed Time	Lap Time	Lap Speed
1	14:03:50.449	2:32.930	70.809
2	14:06:12.940	2:22.491	75.996
3	14:08:34.340	2:21.400	76.583
4	14:10:54.727	2:20.387	77.135
5	14:13:14.370	2:19.643	77.546

2 17 Linton IRWIN

SS300 Behind **4.340**

Best Time **2:23.983** Best Speed **75.209** On **4** Gp

Lap	Elapsed Time	Lap Time	Lap Speed
1	14:04:13.475	2:55.956	61.543
2	14:06:40.449	2:26.974	73.678
3	14:09:05.452	2:25.003	74.680
4	14:11:29.435	2:23.983	75.209
5	14:13:55.615	2:26.180	74.079

3 5 Steven SMITH

SS300 Behind **11.145**

Best Time **2:30.788** Best Speed **71.815** On **4** Gp

Lap	Elapsed Time	Lap Time	Lap Speed
1	14:03:59.770	2:42.251	66.741
2	14:06:35.157	2:35.387	69.689
3	14:09:06.608	2:31.451	71.500
4	14:11:37.396	2:30.788	71.815
5	14:14:08.690	2:31.294	71.575

BAYVIEW HOTEL ARMOY ROAD RACE

MOTO 3 (125cc GP) / SUPERSPORT 300

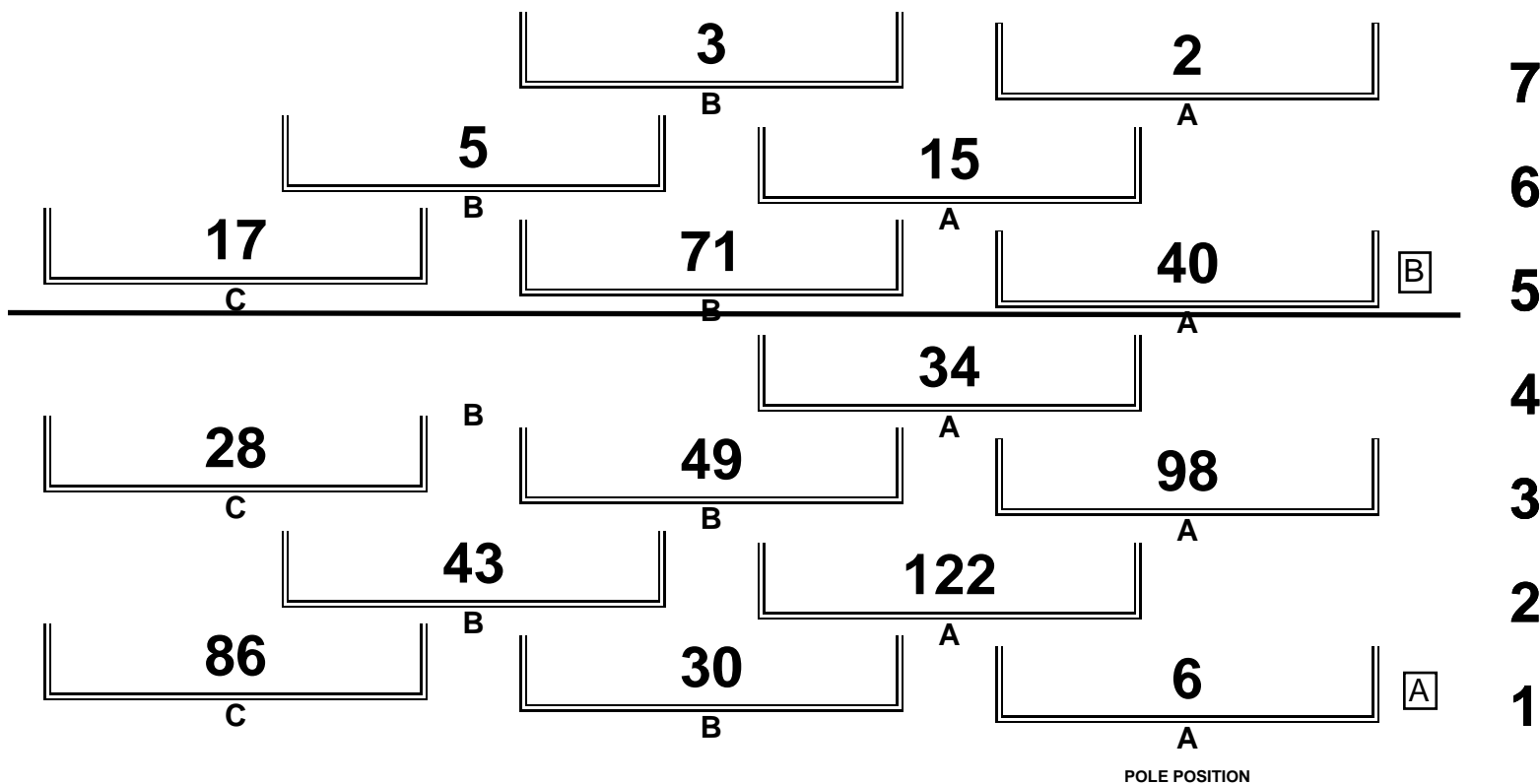
Armoey 3.008 miles

R4: Molly's Bar & Restaurant Moto 3 (125cc GP) / Supersport 300

27/07/2019 11:40

Race (7 Laps)

RACE 4 - MOTO 3 (125GP) / SUPERSPORT 300



Promoted by Armoey MRRRC

Orbits

Provisional result to be confirmed by the Stewards of the Meeting subject to the completion of technical inspections and the time limit for protests
MCUI (Ulster Centre) Timing @ www.elaps-timing.com




Bayview Hotel Armoy Road Race



MOTO 3 (125cc GP) / SUPERSPORT 300

Race 4 - Molly's Bar & Restaurant Moto 3 (125cc GP) / Supersport 3

Saturday, 27 July 2019

Moto 3 (125cc GP)

Pos	Class	No	Name	Machine / Sponsor	Gp	Lap	Total Time	Behind	Speed	-----Best Lap-----		
										Time	Speed	Or
Race Classification												
1	M3	6	Derek McGEE	Honda 250 Moto 3 - Faraldo Racing	a	7	14:13.348		88.828	2:00.067	90.190	5
2	M3	3	Gary DUNLOP	Honda 250 Moto 3 - Joey's Bar MCC	b	7	14:32.934	19.586	86.835	2:02.397	88.473	7
3	M3	30	Melissa KENNEDY	Honda 250 Moto 3 - K.N.R.	a	7	14:36.199	22.851	86.512	2:02.805	88.179	7
4	M3	86	Nigel MOORE	Honda 250 Moto 3	a	7	14:38.452	25.104	86.290	2:03.547	87.649	7
5	M3	122	Chris MEYER	Honda 125	a	7	14:38.643	25.295	86.271	2:02.821	88.167	7
6	M3	43	Wayne KENNEDY	Honda 125 - Joey's Bar MCC	a	7	15:04.698	51.350	83.787	2:07.491	84.938	2
7	M3	98	Sam GRIEF	Honda 250 Moto 3 - PR18 Racing	a	7	15:35.575	1:22.227	81.021	2:11.223	82.522	2
8	M3	34	Sean LEONARD	Honda 125 - Mago Racing	a	7	15:47.957	1:34.609	79.963	2:13.678	81.007	6
9	M3	28	Paul GARTLAND	Honda 125	a	7	15:52.358	1:39.010	79.594	2:14.867	80.292	2
10	M3	15	Peter McKILLOP	Honda 125	b	6	14:01.833	1 Lap	77.180	2:17.186	78.935	4
11	M3	71	Raymond HODGES	Honda 125 - TT Racing	b	6	14:09.024	7.191	76.526	2:19.189	77.799	5
12	M3	2	Peter SHANNON	Honda 125 - BD40	b	6	15:36.860	1:35.027	69.352	2:32.989	70.782	4

Fastest Lap / New Lap Record 90.190 mph (Previously 87.771 mph)

M3	6	Derek McGEE	Honda 250 Moto 3 - Faraldo Racing							2:00.067	90.190	5
----	---	-------------	-----------------------------------	--	--	--	--	--	--	----------	--------	---

Not Classified

DNF	M3	49	Malcolm LOVE	Honda 250 Moto 3 - CB Racing	a	6	13:25.586		80.653	2:11.648	82.256	2
-----	----	----	--------------	------------------------------	---	---	-----------	--	--------	----------	--------	---

Supersport 300

Pos	Class	No	Name	Machine / Sponsor	Gp	Lap	Total Time	Behind	Speed	-----Best Lap-----		
										Time	Speed	Or


Race Classification

1	SS300	40	Barry DAVIDSON	Kawasaki 300	b	6	14:08.552		76.569	2:19.333	77.719	6
2	SS300	17	Linton IRWIN	Kawasaki 300	b	6	14:22.595	14.043	75.322	2:22.729	75.870	3
3	SS300	5	Steven SMITH	Kawasaki 250 - Smith Racing	b	6	14:54.056	45.504	72.672	2:27.068	73.631	5

Fastest Lap / New Lap Record 77.719 mph

SS300	40	Barry DAVIDSON	Kawasaki 300							2:19.333	77.719	6
-------	----	----------------	--------------	--	--	--	--	--	--	----------	--------	---

Provisional result to be confirmed by the Stewards of the Meeting subject to completion of technical inspections & the time limit for protests

Circuit	Armoy	Signed		Organising Club	Armoy MRRC
Length(miles)	3.0080		Chief Timekeeper	Race Started	11:34
Weather	Bright	Issued At:	11:54	Gp Time Diff - b	14.30
Track	Dry				

Bayview Hotel Armoy Road Race

MOTO 3 (125cc GP) / SUPERSPORT 300

Race 4 - Molly's Bar & Restaurant Moto 3 (125cc GP) / Supersport 300

Saturday, 27 July 2019

DETAILED RESULT



Moto 3 (125cc GP)

Race Classification

1 6 Derek McGEE

Total Time **14:13.348** Avg Speed **88.828** Behind
Best Time **2:00.067** Best Speed **90.190** On **5** Gp **a**

Lap	Elapsed Time	Lap Time	Lap Speed
1	2:07.217	2:07.217	85.121
2	4:08.399	2:01.182	89.360
3	6:09.459	2:01.060	89.450
4	8:09.669	2:00.210	90.082
5	10:09.736	2:00.067	90.190
6	12:10.329	2:00.593	89.796
7	14:13.348	2:03.019	88.025

2 3 Gary DUNLOP

Total Time **14:32.934** Avg Speed **86.835** Behind **19.586**
Best Time **2:02.397** Best Speed **88.473** On **7** Gp **b**

Lap	Elapsed Time	Lap Time	Lap Speed
1	2:10.596	2:10.596	82.918
2	4:15.292	2:04.696	86.842
3	6:20.370	2:05.078	86.576
4	8:23.939	2:03.569	87.634
5	10:27.672	2:03.733	87.517
6	12:30.537	2:02.865	88.136
7	14:32.934	2:02.397	88.473

3 30 Melissa KENNEDY

Total Time **14:36.199** Avg Speed **86.512** Behind **22.851**
Best Time **2:02.805** Best Speed **88.179** On **7** Gp **a**

Lap	Elapsed Time	Lap Time	Lap Speed
1	2:10.509	2:10.509	82.974
2	4:15.207	2:04.698	86.840
3	6:19.360	2:04.153	87.221
4	8:23.879	2:04.519	86.965
5	10:28.664	2:04.785	86.780
6	12:33.394	2:04.730	86.818
7	14:36.199	2:02.805	88.179

Moto 3 (125cc GP)

Race Classification

4 86 Nigel MOORE

Total Time **14:38.452** Avg Speed **86.290** Behind **25.104**
Best Time **2:03.547** Best Speed **87.649** On **7** Gp **a**

Lap	Elapsed Time	Lap Time	Lap Speed
1	2:12.446	2:12.446	81.760
2	4:17.371	2:04.925	86.682
3	6:22.013	2:04.642	86.879
4	8:26.303	2:04.290	87.125
5	10:30.516	2:04.213	87.179
6	12:34.905	2:04.389	87.056
7	14:38.452	2:03.547	87.649

5 122 Chris MEYER

Total Time **14:38.643** Avg Speed **86.271** Behind **25.295**
Best Time **2:02.821** Best Speed **88.167** On **7** Gp **a**

Lap	Elapsed Time	Lap Time	Lap Speed
1	2:13.246	2:13.246	81.269
2	4:18.736	2:05.490	86.292
3	6:22.590	2:03.854	87.432
4	8:26.452	2:03.862	87.426
5	10:31.601	2:05.149	86.527
6	12:35.822	2:04.221	87.174
7	14:38.643	2:02.821	88.167

6 43 Wayne KENNEDY

Total Time **15:04.698** Avg Speed **83.787** Behind **51.350**
Best Time **2:07.491** Best Speed **84.938** On **2** Gp **a**

Lap	Elapsed Time	Lap Time	Lap Speed
1	2:13.363	2:13.363	81.198
2	4:20.854	2:07.491	84.938
3	6:29.380	2:08.526	84.254
4	8:38.502	2:09.122	83.865
5	10:47.537	2:09.035	83.921
6	12:55.967	2:08.430	84.317
7	15:04.698	2:08.731	84.120

Bayview Hotel Armoy Road Race

MOTO 3 (125cc GP) / SUPERSPORT 300

Race 4 - Molly's Bar & Restaurant Moto 3 (125cc GP) / Supersport 300

Saturday, 27 July 2019

DETAILED RESULT



Moto 3 (125cc GP)

Race Classification

7 98 Sam GRIEF

Total Time **15:35.575** Avg Speed **81.021** Behind **1:22.227**
 Best Time **2:11.223** Best Speed **82.522** On **2** Gp **a**

Lap	Elapsed Time	Lap Time	Lap Speed
1	2:18.777	2:18.777	78.030
2	4:30.000	2:11.223	82.522
3	6:43.287	2:13.287	81.244
4	8:55.927	2:12.640	81.641
5	11:09.033	2:13.106	81.355
6	13:21.761	2:12.728	81.586
7	15:35.575	2:13.814	80.924

8 34 Sean LEONARD

Total Time **15:47.957** Avg Speed **79.963** Behind **1:34.609**
 Best Time **2:13.678** Best Speed **81.007** On **6** Gp **a**

Lap	Elapsed Time	Lap Time	Lap Speed
1	2:21.946	2:21.946	76.288
2	4:36.258	2:14.312	80.624
3	6:50.588	2:14.330	80.613
4	9:05.013	2:14.425	80.556
5	11:18.856	2:13.843	80.907
6	13:32.534	2:13.678	81.007
7	15:47.957	2:15.423	79.963

9 28 Paul GARTLAND

Total Time **15:52.358** Avg Speed **79.594** Behind **1:39.010**
 Best Time **2:14.867** Best Speed **80.292** On **2** Gp **a**

Lap	Elapsed Time	Lap Time	Lap Speed
1	2:20.587	2:20.587	77.026
2	4:35.454	2:14.867	80.292
3	6:50.479	2:15.025	80.198
4	9:06.889	2:16.410	79.384
5	11:21.956	2:15.067	80.174
6	13:37.223	2:15.267	80.055
7	15:52.358	2:15.135	80.133

10 15 Peter McKILLOP

Total Time **14:01.833** Avg Speed **77.180** Behind **1 Lap**
 Best Time **2:17.186** Best Speed **78.935** On **4** Gp **b**

Lap	Elapsed Time	Lap Time	Lap Speed
1	2:29.886	2:29.886	72.247
2	4:49.555	2:19.669	77.532
3	7:08.594	2:19.039	77.883
4	9:25.780	2:17.186	78.935
5	11:43.907	2:18.127	78.397
6	14:01.833	2:17.926	78.512

Moto 3 (125cc GP)

Race Classification

11 71 Raymond HODGES

Total Time **14:09.024** Avg Speed **76.526** Behind **7.191**
 Best Time **2:19.189** Best Speed **77.799** On **5** Gp **b**

Lap	Elapsed Time	Lap Time	Lap Speed
1	2:26.500	2:26.500	73.917
2	4:47.866	2:21.366	76.601
3	7:08.751	2:20.885	76.863
4	9:28.040	2:19.289	77.743
5	11:47.229	2:19.189	77.799
6	14:09.024	2:21.795	76.369

12 2 Peter SHANNON

Total Time **15:36.860** Avg Speed **69.352** Behind **1:35.027**
 Best Time **2:32.989** Best Speed **70.782** On **4** Gp **b**

Lap	Elapsed Time	Lap Time	Lap Speed
1	2:47.428	2:47.428	64.677
2	5:22.084	2:34.656	70.019
3	7:55.776	2:33.692	70.458
4	10:28.765	2:32.989	70.782
5	13:02.374	2:33.609	70.496
6	15:36.860	2:34.486	70.096

Not Classified

DNF 49 Malcolm LOVE

Total Time **13:25.586** Avg Speed **80.653** Behind
 Best Time **2:11.648** Best Speed **82.256** On **2** Gp **a**

Lap	Elapsed Time	Lap Time	Lap Speed
1	2:17.330	2:17.330	78.852
2	4:28.978	2:11.648	82.256
3	6:42.871	2:13.893	80.877
4	8:57.113	2:14.242	80.666
5	11:11.081	2:13.968	80.831
6	13:25.586	2:14.505	80.509

Bayview Hotel Armoy Road Race

MOTO 3 (125cc GP) / SUPERSPORT 300

Race 4 - Molly's Bar & Restaurant Moto 3 (125cc GP) / Supersport 300

Saturday, 27 July 2019

DETAILED RESULT



Supersport 300

Race Classification

1 40 Barry DAVIDSON

Total Time **14:08.552** Avg Speed **76.569** Behind
Best Time **2:19.333** Best Speed **77.719** On **6** Gp **b**

Lap	Elapsed Time	Lap Time	Lap Speed
1	2:26.479	2:26.479	73.927
2	4:47.836	2:21.357	76.606
3	7:08.588	2:20.752	76.935
4	9:28.878	2:20.290	77.189
5	11:49.219	2:20.341	77.161
6	14:08.552	2:19.333	77.719

2 17 Linton IRWIN

Total Time **14:22.595** Avg Speed **75.322** Behind **14.043**
Best Time **2:22.729** Best Speed **75.870** On **3** Gp **b**

Lap	Elapsed Time	Lap Time	Lap Speed
1	2:27.922	2:27.922	73.206
2	4:50.888	2:22.966	75.744
3	7:13.617	2:22.729	75.870
4	9:36.612	2:22.995	75.729
5	11:59.402	2:22.790	75.837
6	14:22.595	2:23.193	75.624

3 5 Steven SMITH

Total Time **14:54.056** Avg Speed **72.672** Behind **45.504**
Best Time **2:27.068** Best Speed **73.631** On **5** Gp **b**

Lap	Elapsed Time	Lap Time	Lap Speed
1	2:36.002	2:36.002	69.414
2	5:03.954	2:27.952	73.191
3	7:31.925	2:27.971	73.182
4	9:59.474	2:27.549	73.391
5	12:26.542	2:27.068	73.631
6	14:54.056	2:27.514	73.409

Bayview Hotel Armoy Road Race

MOTO 3 (125cc GP) / SUPERSPORT 300

Race 4 - Molly's Bar & Restaurant Moto 3 (125cc GP) / Supersport 300



LAP CHART

1					3					5				
No	Name	Gp	Time of Day	Lap Time	No	Name	Gp	Time of Day	Lap Time	No	Name	Gp	Time of Day	Lap Time
6	Derek McGEE	a	11:36:16.324	2:07.217	6	Derek McGEE	a	11:40:18.566	2:01.060	6	Derek McGEE	a	11:44:18.843	2:00.067
30	Melissa KENNEDY	a	11:36:19.616	2:10.509	30	Melissa KENNEDY	a	11:40:28.467	2:04.153	30	Melissa KENNEDY	a	11:44:37.771	2:04.785
86	Nigel MOORE	a	11:36:21.553	2:12.446	86	Nigel MOORE	a	11:40:31.120	2:04.642	86	Nigel MOORE	a	11:44:39.623	2:04.213
122	Chris MEYER	a	11:36:22.353	2:13.246	122	Chris MEYER	a	11:40:31.697	2:03.854	122	Chris MEYER	a	11:44:40.708	2:05.149
43	Wayne KENNEDY	a	11:36:22.470	2:13.363	43	Wayne KENNEDY	a	11:40:38.487	2:08.526	3	Gary DUNLOP	b	11:44:51.079	2:03.733
49	Malcolm LOVE	a	11:36:26.437	2:17.330	3	Gary DUNLOP	b	11:40:43.777	2:05.078	43	Wayne KENNEDY	a	11:44:56.644	2:09.035
98	Sam GRIEF	a	11:36:27.884	2:18.777	49	Malcolm LOVE	a	11:40:51.978	2:13.893	98	Sam GRIEF	a	11:45:18.140	2:13.106
28	Paul GARTLAND	a	11:36:29.694	2:20.587	98	Sam GRIEF	a	11:40:52.394	2:13.287	49	Malcolm LOVE	a	11:45:20.188	2:13.968
34	Sean LEONARD	a	11:36:31.053	2:21.946	28	Paul GARTLAND	a	11:40:59.586	2:15.025	34	Sean LEONARD	a	11:45:27.963	2:13.843
3	Gary DUNLOP	b	11:36:34.003	2:10.596	34	Sean LEONARD	a	11:40:59.695	2:14.330	28	Paul GARTLAND	a	11:45:31.063	2:15.067
40	Barry DAVIDSON	b	11:36:49.886	2:26.479	40	Barry DAVIDSON	b	11:41:31.995	2:20.752	15	Peter McKILLOP	b	11:46:07.314	2:18.127
71	Raymond HODGES	b	11:36:49.907	2:26.500	15	Peter McKILLOP	b	11:41:32.001	2:19.039	71	Raymond HODGES	b	11:46:10.636	2:19.189
17	Linton IRWIN	b	11:36:51.329	2:27.922	71	Raymond HODGES	b	11:41:32.158	2:20.885	40	Barry DAVIDSON	b	11:46:12.626	2:20.341
15	Peter McKILLOP	b	11:36:53.293	2:29.886	17	Linton IRWIN	b	11:41:37.024	2:22.729	17	Linton IRWIN	b	11:46:22.809	2:22.790
5	Steven SMITH	b	11:36:59.409	2:36.002	5	Steven SMITH	b	11:41:55.332	2:27.971	5	Steven SMITH	b	11:46:49.949	2:27.068
2	Peter SHANNON	b	11:37:10.835	2:47.428	2	Peter SHANNON	b	11:42:19.183	2:33.692	2	Peter SHANNON	b	11:47:25.781	2:33.609

2					4					6				
No	Name	Gp	Time of Day	Lap Time	No	Name	Gp	Time of Day	Lap Time	No	Name	Gp	Time of Day	Lap Time
6	Derek McGEE	a	11:38:17.506	2:01.182	6	Derek McGEE	a	11:42:18.776	2:00.210	6	Derek McGEE	a	11:46:19.436	2:00.593
30	Melissa KENNEDY	a	11:38:24.314	2:04.698	30	Melissa KENNEDY	a	11:42:32.986	2:04.519	30	Melissa KENNEDY	a	11:46:42.501	2:04.730
86	Nigel MOORE	a	11:38:26.478	2:04.925	86	Nigel MOORE	a	11:42:35.410	2:04.290	86	Nigel MOORE	a	11:46:44.012	2:04.389
122	Chris MEYER	a	11:38:27.843	2:05.490	122	Chris MEYER	a	11:42:35.559	2:03.862	122	Chris MEYER	a	11:46:44.929	2:04.221
43	Wayne KENNEDY	a	11:38:29.961	2:07.491	3	Gary DUNLOP	b	11:42:47.346	2:03.569	3	Gary DUNLOP	b	11:46:53.944	2:02.865
49	Malcolm LOVE	a	11:38:38.085	2:11.648	43	Wayne KENNEDY	a	11:42:47.609	2:09.122	43	Wayne KENNEDY	a	11:47:05.074	2:08.430
3	Gary DUNLOP	b	11:38:38.699	2:04.696	98	Sam GRIEF	a	11:43:05.034	2:12.640	98	Sam GRIEF	a	11:47:30.868	2:12.728
98	Sam GRIEF	a	11:38:39.107	2:11.223	49	Malcolm LOVE	a	11:43:06.220	2:14.242	49	Malcolm LOVE	a	11:47:34.693	2:14.505
28	Paul GARTLAND	a	11:38:44.561	2:14.867	34	Sean LEONARD	a	11:43:14.120	2:14.425	34	Sean LEONARD	a	11:47:41.641	2:13.678
34	Sean LEONARD	a	11:38:45.365	2:14.312	28	Paul GARTLAND	a	11:43:15.996	2:16.410	28	Paul GARTLAND	a	11:47:46.330	2:15.267
40	Barry DAVIDSON	b	11:39:11.243	2:21.357	15	Peter McKILLOP	b	11:43:49.187	2:17.186	15	Peter McKILLOP	b	11:48:25.240	2:17.926
71	Raymond HODGES	b	11:39:11.273	2:21.366	71	Raymond HODGES	b	11:43:51.447	2:19.289	40	Barry DAVIDSON	b	11:48:31.959	2:19.333
15	Peter McKILLOP	b	11:39:12.962	2:19.669	40	Barry DAVIDSON	b	11:43:52.285	2:20.290	71	Raymond HODGES	b	11:48:32.431	2:21.795
17	Linton IRWIN	b	11:39:14.295	2:22.966	17	Linton IRWIN	b	11:44:00.019	2:22.995	17	Linton IRWIN	b	11:48:46.002	2:23.193
5	Steven SMITH	b	11:39:27.361	2:27.952	5	Steven SMITH	b	11:44:22.881	2:27.549	5	Steven SMITH	b	11:49:17.463	2:27.514
2	Peter SHANNON	b	11:39:45.491	2:34.656	2	Peter SHANNON	b	11:44:52.172	2:32.989	2	Peter SHANNON	b	11:50:00.267	2:34.486



Bayview Hotel Armoy Road Race

MOTO 3 (125cc GP) / SUPERSPORT 300

Race 4 - Molly's Bar & Restaurant Moto 3 (125cc GP) / Supersport 300



LAP CHART

7

No	Name	Gp	Time of Day	Lap Time
6	Derek McGEE	a	11:48:22.455	2:03.019
30	Melissa KENNEDY	a	11:48:45.306	2:02.805
86	Nigel MOORE	a	11:48:47.559	2:03.547
122	Chris MEYER	a	11:48:47.750	2:02.821
3	Gary DUNLOP	b	11:48:56.341	2:02.397
43	Wayne KENNEDY	a	11:49:13.805	2:08.731
98	Sam GRIEF	a	11:49:44.682	2:13.814
34	Sean LEONARD	a	11:49:57.064	2:15.423
28	Paul GARTLAND	a	11:50:01.465	2:15.135

ROAD RACE - IRISH MOTO 3 (125GP)

2019

Pos	No.	Name	Total	Diff	Gap	#1	#2	#3	#4	#5	#6	#7
						R1	R1	R1	R1	R1	R1	R1
1	3	Gary DUNLOP	128	0	0	x	20	25	25	25	13	20
2	6	Derek McGEE	100	28	28	25	25	x	x	x	25	25
3	30	Melissa KENNEDY	91	37	9	x	8	16	11	20	20	16
4	86	Nigel MOORE	85	43	6	20	13	x	13	16	10	13
5	98	Sam GRIEF	75	53	10	11	11	13	20	x	11	9
6	75	Kevin FITZPATRICK	68	60	7	16	16	20	16	x	x	x
7	43	Wayne KENNEDY	60	68	8	x	10	11	x	13	16	10
8	34	Sean LEONARD	36	92	24	x	x	10	9	x	9	8
9	28	Paul GARTLAND	34	94	2	13	6	x	8	x	x	7
10	122	Chris MEYER	27	101	7	9	7	x	x	x	x	11
11	49	Malcolm LOVE	18	110	9	x	x	x	7	11	x	x
12	69	Ronnie SCOTT	15	113	3	x	5	x	10	x	x	x
13	94	Andrew JACKSON	10	118	5	10	x	x	x	x	x	x
14	2	Peter SHANNON	10	118	0	x	x	x	6	x	x	4
15	8	Darryl ANDERSON	9	119	1	x	x	9	x	x	x	x
16	301	Dean STIMPSON	9	119	0	x	9	x	x	x	x	x
17	14	Jack SANDS	8	120	1	8	x	x	x	x	x	x
18	15	Peter McKILLOP	6	122	2	x	x	x	x	x	x	6
19	71	Raymond HODGES	5	123	1	x	x	x	x	x	x	5

Event Legend

#1	26/04/2019	KDM HIRE COOKSTOWN 100	#5	06/07/2019	COUNTRY CREST SKERRIES ROAD RACE
#2	03/05/2019	AROUND A POUND TANDRAGEE 100	#6	20/07/2019	FAUGHEEN 50
#3	15/06/2019	CC's UNLIMITED KELLS ROAD RACE	#7	26/07/2019	BAYVIEW HOTEL ARMOY ROAD RACE
#4	28/06/2019	F and O DC ENNISKILLEN ROAD RACE			

ROAD RACE - ULSTER MOTO 3 (125GP)

2019

Pos	No.	Name	Total	Diff	Gap	#1	#2	#3	#4
						R1	R1	R1	R1
1	6	Derek McGEE	75	0	0	25	25	x	25
2	3	Gary DUNLOP	65	10	10	x	20	25	20
3	86	Nigel MOORE	59	16	6	20	13	13	13
4	98	Sam GRIEF	51	24	8	11	11	20	9
5	75	Kevin FITZPATRICK	48	27	3	16	16	16	x
6	30	Melissa KENNEDY	35	40	13	x	8	11	16
7	28	Paul GARTLAND	34	41	1	13	6	8	7
8	122	Chris MEYER	27	48	7	9	7	x	11
9	43	Wayne KENNEDY	20	55	7	x	10	x	10
10	34	Sean LEONARD	17	58	3	x	x	9	8
11	69	Ronnie SCOTT	15	60	2	x	5	10	x
12	94	Andrew JACKSON	10	65	5	10	x	x	x
13	2	Peter SHANNON	10	65	0	x	x	6	4
14	301	Dean STIMPSON	9	66	1	x	9	x	x
15	14	Jack SANDS	8	67	1	8	x	x	x
16	49	Malcolm LOVE	7	68	1	x	x	7	x
17	15	Peter McKILLOP	6	69	1	x	x	x	6
18	71	Raymond HODGES	5	70	1	x	x	x	5

Event Legend

#1	26/04/2019	KDM HIRE COOKSTOWN 100	#3	28/06/2019	F and O DC ENNISKILLEN ROAD RACE
#2	03/05/2019	AROUND A POUND TANDRAGEE 100	#4	26/07/2019	BAYVIEW HOTEL ARMOY ROAD RACE