



ARMOY ROAD RACE

The Race of Legends

Friday 28th & Saturday 29th July 2017

promoted by
Armoy Motorcycle Road Racing Club
www.amrrc.com

First Printing
SUPERSPORT

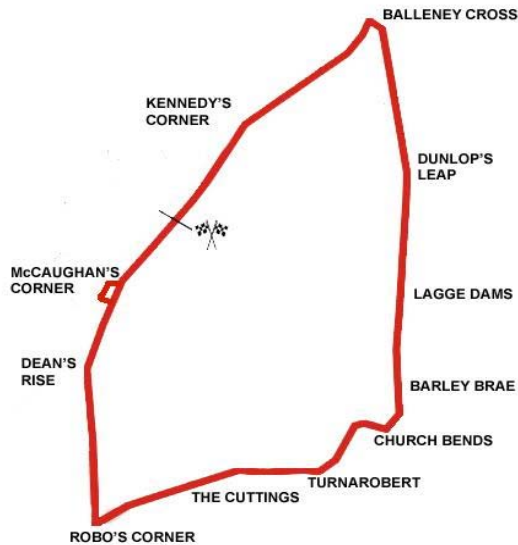


Causeway
Coast & Glens
Borough Council



tourism
northernireland

Armoy Circuit 3.008 miles



Lap Records

Class	Rider	Machine	m s	mph	Year
125cc	William Dunlop	Honda	2 02.397	88.473	2010
Moto 3	Christian Elkin	Honda 250	2 03.375	87.771	2014
250cc	Michael Sweeney	Honda	1 52.439	96.308	2013
Lightweight Supersport	Seamus Elliott	Yamaha 400	1 56.932	92.608	2015
Supertwin	Ryan Farquhar	Kawasaki	1 50.379	98.106	2015
Supersport	William Dunlop	Yamaha	1 43.834	104.290	2015
Superbike	Michael Dunlop	Honda	1 41.382	106.812	2013
Senior Support	Connor Behan	Kawasaki 636	1 50.783	97.748	2013
Junior Support	Mark Hanna	Kawasaki 650	1 54.969	94.189	2013
Classic 1000cc	Robert McCrum	Norton Weslake 950	2 06.649	85.502	2013
Classic 500cc	Richard Lambourne	Norton	2 10.738	82.828	2013
Classic 350cc	Barry Davidson	Honda	2 14.308	80.627	2016
Classic 250cc	Kevin Strowger	Suzuki	2 18.625	78.116	2013
Forgotten Era	Gary Miller	Yamaha 347	2 17.298	78.871	2016

MOST WINS at ARMOY ROAD RACE

Michael Dunlop	14	2009-16	(125-1, 250-1, Supersport-2, Superbike-10)
Ryan Farquhar	12	2009-15	(450-3, Supertwin-5, Supersport-1, Superbike-3)
William Dunlop	11	2010-16	(125-2, 250-3, Supersport-6)
Barry Davidson	5	2012-16	(Classic 350-5)
Allan Brew	3	2009-13	(Classic 350-1, Classic 500-2)
Robert McCrum	3	2010-14	(Classic 1000-3)
Philip Shaw	3	2010-15	(Classic 250-3)
Richard Ford	3	2011-15	(Classic 1000-3)
Guy Martin	3	2014-15	(Supersport-1, Superbike-2)
Christian Elkin	3	2013-16	(Moto 3-3)

MOST WINS AT ALL IRISH ROAD RACE MEETINGS (after Faughen 50 2017)

Ryan Farquhar	211	1995-16
Joey Dunlop	156	1971-00
Robert Dunlop	135	1980-08
William Dunlop	119	2005-17
Ray McCullough	109	1960-82
Phillip McCallen	109	1987-99
Michael Dunlop	97	2006-16
Brian Reid	78	1980-94
Darran Lindsay	74	1999-06
James Courtney	66	1992-99

ROADSIDE KIA ARMOY ROAD RACE

SUPERSPORT

Supersport Qualifying


Friday, 28 July 2017



Pos	Class	No	Name	Machine / Sponsor	----- Best Lap -----			On	Laps
					Time	Behind	Speed		
Qualifying Classification									
1	SSPR	86	Derek McGEE	Kawasaki - B & W / Site Sealants	1:54.874		94.267	4	5
2	SSPR	56	Adam McLEAN	Kawasaki - MSS	1:57.605	2.731	92.078	3	5
3	SSPR	22	Paul JORDAN	Yamaha - Evolution Camping IMR	1:59.138	4.264	90.893	3	5
4	SSPR	8	Christian ELKIN	Triumph 675 - Bob Wylie Racing	1:59.805	4.931	90.387	5	5
5	SSPR	59	Darryl TWEED	Triumph 675 - M & D Racing	2:00.111	5.237	90.157	4	5
6	SSPR	65	Michael SWEENEY	Yamaha - JWM	2:00.394	5.520	89.945	4	5
7	SSPR	3	Michael DUNLOP	Yamaha - MD Racing	2:00.495	5.621	89.869	5	5
8	SSPR	52	James COWTON	Kawasaki - McAdoo Racing	2:01.024	6.150	89.476	5	5
9	SSPR	74	Joey THOMPSON	Kawasaki - Team ILR / JTR	2:01.602	6.728	89.051	5	5
10	SSPR	174	Davey TODD	Kawasaki - Longshot Racing	2:02.578	7.704	88.342	3	5
11	SSPR	17	Mark GOODINGS	Kawasaki - PMH / Pennine Stone	2:02.819	7.945	88.169	5	5
12	SSPR	11	Dominic HERBERTSON	Kawasaki - WH Racing	2:03.116	8.242	87.956	3	5
13	SSPR	31	Brad VICARS	Honda	2:03.385	8.511	87.764	4	5
14	SSPR	18	Callum LAIDLAW	Yamaha - MM Auto Repair	2:03.430	8.556	87.732	3	5
15	SSPR	96	Andy FARRELL	Kawasaki	2:04.012	9.138	87.321	4	5
16	SSPR	119	Kris DUNCAN	Kawasaki - Bowerbank/Turriff Caravans	2:04.710	9.836	86.832	5	5
17	SSPR	5	Thomas MAXWELL	Yamaha	2:04.767	9.893	86.792	5	5
18	SSPR	164	Graham KENNEDY	Yamaha - O D Racing	2:04.927	10.053	86.681	5	5
19	SSPR	54	Sam JOHNSON	Kawasaki - Colin Dunlop Racing	2:06.562	11.688	85.561	3	5
20	SSPR	109	Neil KERNOHAN	Yamaha - Logan Racing	2:06.787	11.913	85.409	3	5
21	SSPR	29	Forest DUNN	Triumph 675	2:07.226	12.352	85.115	5	5
22	SSPR	71	Davy MORGAN	Yamaha - Magic Bullet	2:07.800	12.926	84.732	5	5
23	SSPR	26	Dennis BOOTH	Kawasaki	2:10.193	15.319	83.175	5	5
24	SSPR	93	Paul CRANSTON	Yamaha - P & J Fuel Haulage	2:10.432	15.558	83.023	4	5
25	SSPR	81	David McCONNAGHY	Yamaha	2:11.551	16.677	82.316	5	5
26	SSPR	16	Richard CHARLTON	Yamaha - Michelin	2:13.173	18.299	81.314	4	5
27	SSPR	100	Patricia FERNANDEZ	Yamaha - Magic Bullet	2:16.815	21.941	79.149	4	5
28	SSPR	99	Paul FALLON	Yamaha	2:16.887	22.013	79.108	4	4

Provisional result to be confirmed by the Stewards of the Meeting subject to completion of technical inspections & the time limit for protests

Page 1 / 1

Circuit	Armoey	Signed		Organising Club	Armoey MRRC
Length(miles)	3.0080		Chief Timekeeper	Qualifying Started	15:03
Weather	Cloudy	Issued At:	15:21		
Track	Damp				



ROADSIDE KIA ARMOY ROAD RACE

SUPERSPORT

Supersport Qualifying

Friday, 28 July 2017

DETAILED RESULT



Qualifying Classification

Position

1 86 Derek McGEE

SSPR		Behind		
Best Time	1:54.874	Best Speed	94.267	On 4 Gp
Lap	Elapsed Time	Lap Time	Lap Speed	
1	2:05.838	2:05.838	86.053	
2	4:02.560	1:56.722	92.774	
3	5:57.688	1:55.128	94.059	
4	7:52.562	1:54.874	94.267	
5	9:47.582	1:55.020	94.147	

2 56 Adam McLEAN

SSPR		Behind	2.731	
Best Time	1:57.605	Best Speed	92.078	On 3 Gp
Lap	Elapsed Time	Lap Time	Lap Speed	
1	2:12.411	2:12.411	81.782	
2	4:11.640	1:59.229	90.824	
3	6:09.245	1:57.605	92.078	
4	8:07.578	1:58.333	91.511	
5	10:06.116	1:58.538	91.353	

3 22 Paul JORDAN

SSPR		Behind	4.264	
Best Time	1:59.138	Best Speed	90.893	On 3 Gp
Lap	Elapsed Time	Lap Time	Lap Speed	
1	2:45.343	2:45.343	65.493	
2	4:47.411	2:02.068	88.711	
3	6:46.549	1:59.138	90.893	
4	8:48.617	2:02.068	88.711	
5	10:48.444	1:59.827	90.370	

4 8 Christian ELKIN

SSPR		Behind	4.931	
Best Time	1:59.805	Best Speed	90.387	On 5 Gp
Lap	Elapsed Time	Lap Time	Lap Speed	
1	2:26.004	2:26.004	74.168	
2	4:27.647	2:01.643	89.021	
3	6:34.261	2:06.614	85.526	
4	8:36.404	2:02.143	88.657	
5	10:36.209	1:59.805	90.387	

Qualifying Classification

Position

5 59 Darryl TWEED

SSPR		Behind	5.237	
Best Time	2:00.111	Best Speed	90.157	On 4 Gp
Lap	Elapsed Time	Lap Time	Lap Speed	
1	2:22.236	2:22.236	76.133	
2	4:27.412	2:05.176	86.509	
3	6:30.141	2:02.729	88.233	
4	8:30.252	2:00.111	90.157	
5	10:31.008	2:00.756	89.675	

6 65 Michael SWEENEY

SSPR		Behind	5.520	
Best Time	2:00.394	Best Speed	89.945	On 4 Gp
Lap	Elapsed Time	Lap Time	Lap Speed	
1	2:09.998	2:09.998	83.300	
2	4:11.501	2:01.503	89.124	
3	6:12.262	2:00.761	89.671	
4	8:12.656	2:00.394	89.945	
5	10:14.209	2:01.553	89.087	

7 3 Michael DUNLOP

SSPR		Behind	5.621	
Best Time	2:00.495	Best Speed	89.869	On 5 Gp
Lap	Elapsed Time	Lap Time	Lap Speed	
1	3:14.488	3:14.488	55.678	
2	5:29.616	2:15.128	80.137	
3	7:32.476	2:02.860	88.139	
4	9:36.890	2:04.414	87.038	
5	11:37.385	2:00.495	89.869	

8 52 James COWTON

SSPR		Behind	6.150	
Best Time	2:01.024	Best Speed	89.476	On 5 Gp
Lap	Elapsed Time	Lap Time	Lap Speed	
1	2:40.748	2:40.748	67.365	
2	4:43.849	2:03.101	87.967	
3	6:46.199	2:02.350	88.507	
4	8:49.062	2:02.863	88.137	
5	10:50.086	2:01.024	89.476	

ROADSIDE KIA ARMOY ROAD RACE

SUPERSPORT

Supersport Qualifying

Friday, 28 July 2017

DETAILED RESULT



Qualifying Classification

Position

9 74 Joey THOMPSON

SSPR Behind 6.728

Best Time 2:01.602 Best Speed 89.051 On 5 Gp

Lap	Elapsed Time	Lap Time	Lap Speed
1	2:37.468	2:37.468	68.768
2	4:42.275	2:04.807	86.764
3	6:46.462	2:04.187	87.198
4	8:49.629	2:03.167	87.920
5	10:51.231	2:01.602	89.051

Qualifying Classification

Position

13 31 Brad VICARS

SSPR Behind 8.511

Best Time 2:03.385 Best Speed 87.764 On 4 Gp

Lap	Elapsed Time	Lap Time	Lap Speed
1	2:29.833	2:29.833	72.272
2	4:36.654	2:06.821	85.386
3	6:40.917	2:04.263	87.144
4	8:44.302	2:03.385	87.764
5	10:49.938	2:05.636	86.192

10 174 Davey TODD

SSPR Behind 7.704

Best Time 2:02.578 Best Speed 88.342 On 3 Gp

Lap	Elapsed Time	Lap Time	Lap Speed
1	2:44.090	2:44.090	65.993
2	4:48.413	2:04.323	87.102
3	6:50.991	2:02.578	88.342
4	8:54.790	2:03.799	87.471
5	10:57.389	2:02.599	88.327

14 18 Callum LAIDLAW

SSPR Behind 8.556

Best Time 2:03.430 Best Speed 87.732 On 3 Gp

Lap	Elapsed Time	Lap Time	Lap Speed
1	2:31.960	2:31.960	71.261
2	4:40.345	2:08.385	84.346
3	6:43.775	2:03.430	87.732
4	8:49.814	2:06.039	85.916
5	10:56.757	2:06.943	85.304

11 17 Mark GOODINGS

SSPR Behind 7.945

Best Time 2:02.819 Best Speed 88.169 On 5 Gp

Lap	Elapsed Time	Lap Time	Lap Speed
1	2:54.385	2:54.385	62.097
2	5:02.473	2:08.088	84.542
3	7:14.650	2:12.177	81.927
4	9:19.348	2:04.698	86.840
5	11:22.167	2:02.819	88.169

15 96 Andy FARRELL

SSPR Behind 9.138

Best Time 2:04.012 Best Speed 87.321 On 4 Gp

Lap	Elapsed Time	Lap Time	Lap Speed
1	2:56.447	2:56.447	61.371
2	5:05.731	2:09.284	83.760
3	7:13.435	2:07.704	84.796
4	9:17.447	2:04.012	87.321
5	11:21.562	2:04.115	87.248

12 11 Dominic HERBERTSON

SSPR Behind 8.242

Best Time 2:03.116 Best Speed 87.956 On 3 Gp

Lap	Elapsed Time	Lap Time	Lap Speed
1	2:31.474	2:31.474	71.489
2	4:36.850	2:05.376	86.371
3	6:39.966	2:03.116	87.956
4	8:44.169	2:04.203	87.186
5	10:50.237	2:06.068	85.897

16 119 Kris DUNCAN

SSPR Behind 9.836

Best Time 2:04.710 Best Speed 86.832 On 5 Gp

Lap	Elapsed Time	Lap Time	Lap Speed
1	2:29.770	2:29.770	72.303
2	4:40.072	2:10.302	83.105
3	6:46.897	2:06.825	85.384
4	8:53.022	2:06.125	85.858
5	10:57.732	2:04.710	86.832

ROADSIDE KIA ARMOY ROAD RACE

SUPERSPORT

Supersport Qualifying

Friday, 28 July 2017

DETAILED RESULT



Qualifying Classification

Position

17 5 Thomas MAXWELL

SSPR Behind 9.893

Best Time 2:04.767 Best Speed 86.792 On 5 Gp

Lap	Elapsed Time	Lap Time	Lap Speed
1	2:20.053	2:20.053	77.319
2	4:26.951	2:06.898	85.335
3	6:38.054	2:11.103	82.598
4	8:43.841	2:05.787	86.088
5	10:48.608	2:04.767	86.792

18 164 Graham KENNEDY

SSPR Behind 10.053

Best Time 2:04.927 Best Speed 86.681 On 5 Gp

Lap	Elapsed Time	Lap Time	Lap Speed
1	2:20.369	2:20.369	77.145
2	4:27.203	2:06.834	85.378
3	6:34.163	2:06.960	85.293
4	8:39.820	2:05.657	86.177
5	10:44.747	2:04.927	86.681

19 54 Sam JOHNSON

SSPR Behind 11.688

Best Time 2:06.562 Best Speed 85.561 On 3 Gp

Lap	Elapsed Time	Lap Time	Lap Speed
1	2:58.053	2:58.053	60.818
2	5:13.565	2:15.512	79.910
3	7:20.127	2:06.562	85.561
4	9:28.626	2:08.499	84.271
5	11:39.677	2:11.051	82.630

20 109 Neil KERNOHAN

SSPR Behind 11.913

Best Time 2:06.787 Best Speed 85.409 On 3 Gp

Lap	Elapsed Time	Lap Time	Lap Speed
1	2:57.416	2:57.416	61.036
2	5:09.976	2:12.560	81.690
3	7:16.763	2:06.787	85.409
4	9:27.703	2:10.940	82.700
5	11:36.759	2:09.056	83.908

Qualifying Classification

Position

21 29 Forest DUNN

SSPR Behind 12.352

Best Time 2:07.226 Best Speed 85.115 On 5 Gp

Lap	Elapsed Time	Lap Time	Lap Speed
1	2:22.076	2:22.076	76.218
2	4:31.006	2:08.930	83.990
3	6:39.560	2:08.554	84.235
4	8:48.811	2:09.251	83.781
5	10:56.037	2:07.226	85.115

22 71 Davy MORGAN

SSPR Behind 12.926

Best Time 2:07.800 Best Speed 84.732 On 5 Gp

Lap	Elapsed Time	Lap Time	Lap Speed
1	3:04.741	3:04.741	58.616
2	5:19.502	2:14.761	80.356
3	7:30.267	2:10.765	82.811
4	9:41.431	2:11.164	82.559
5	11:49.231	2:07.800	84.732

23 26 Dennis BOOTH

SSPR Behind 15.319

Best Time 2:10.193 Best Speed 83.175 On 5 Gp

Lap	Elapsed Time	Lap Time	Lap Speed
1	2:59.125	2:59.125	60.454
2	5:16.754	2:17.629	78.681
3	7:30.117	2:13.363	81.198
4	9:42.658	2:12.541	81.702
5	11:52.851	2:10.193	83.175

24 93 Paul CRANSTON

SSPR Behind 15.558

Best Time 2:10.432 Best Speed 83.023 On 4 Gp

Lap	Elapsed Time	Lap Time	Lap Speed
1	2:57.204	2:57.204	61.109
2	5:14.724	2:17.520	78.743
3	7:28.168	2:13.444	81.149
4	9:38.600	2:10.432	83.023
5	11:49.958	2:11.358	82.437

ROADSIDE KIA ARMOY ROAD RACE

SUPERSPORT

Supersport Qualifying

Friday, 28 July 2017

DETAILED RESULT



Qualifying Classification

Position

25 81 David McCONNAGHY

SSPR Behind **16.677**

Best Time **2:11.551** Best Speed **82.316** On **5** Gp

Lap	Elapsed Time	Lap Time	Lap Speed
1	2:40.987	2:40.987	67.265
2	4:57.950	2:16.963	79.064
3	7:14.401	2:16.451	79.360
4	9:27.140	2:12.739	81.580
5	11:38.691	2:11.551	82.316

26 16 Richard CHARLTON

SSPR Behind **18.299**

Best Time **2:13.173** Best Speed **81.314** On **4** Gp

Lap	Elapsed Time	Lap Time	Lap Speed
1	2:44.226	2:44.226	65.938
2	4:59.387	2:15.161	80.118
3	7:15.285	2:15.898	79.683
4	9:28.458	2:13.173	81.314
5	11:41.709	2:13.251	81.266

27 100 Patricia FERNANDEZ

SSPR Behind **21.941**

Best Time **2:16.815** Best Speed **79.149** On **4** Gp

Lap	Elapsed Time	Lap Time	Lap Speed
1	2:51.952	2:51.952	62.976
2	5:12.210	2:20.258	77.206
3	7:29.758	2:17.548	78.727
4	9:46.573	2:16.815	79.149
5	12:03.801	2:17.228	78.911

28 99 Paul FALLON

SSPR Behind **22.013**

Best Time **2:16.887** Best Speed **79.108** On **4** Gp

Lap	Elapsed Time	Lap Time	Lap Speed
1	2:56.794	2:56.794	61.251
2	5:19.903	2:23.109	75.668
3	7:38.210	2:18.307	78.295
4	9:55.097	2:16.887	79.108

ROADSIDE KIA ARMOY ROAD RACE

SUPERSPORT

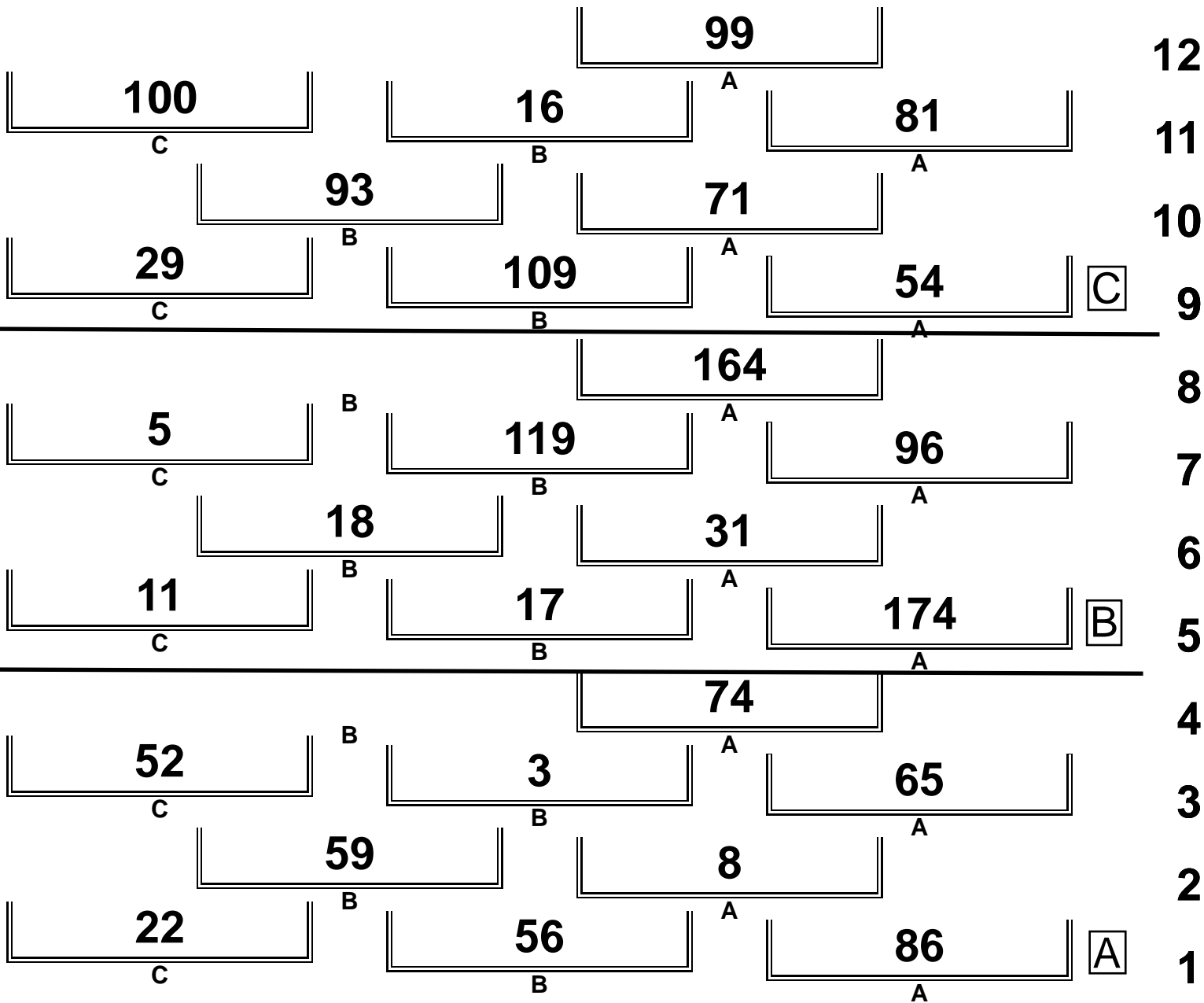
Armoy 3.008 miles

R2: First4Printing Supersport (Ulster Championship)


28/07/2017 19:10

Race (7 Laps)

RACE 2 - SUPERSPORT - FRIDAY
ULSTER CHAMPIONSHIP



POLE POSITION



Promoted by Armoy MRRC

Orbits

Provisional result to be confirmed by the Stewards of the Meeting subject to the completion of technical inspections and the time limit for protests
MCUI (Ulster Centre) Timing @ www.elaps-timing.com



Ride on
Delta
Seven

ROADSIDE KIA ARMOY ROAD RACE

SUPERSPORT

Race 2 - First4Printing Supersport

Friday, 28 July 2017



Pos	Class	No	Name	Machine / Sponsor	Gp	Lap	Total Time	Behind	Speed	-----Best Lap-----		
										Time	Speed	On
Race Classification												
1	SSPR	86	Derek McGEE	Kawasaki - B & W / Site Sealants	a	2	3:41.900		97.601	1:48.497	99.807	2
2	SSPR	174	Davey TODD	Kawasaki - Longshot Racing	b	2	3:42.767	0.867	97.221	1:48.596	99.716	2
3	SSPR	8	Christian ELKIN	Triumph 675 - Bob Wylie Racing	a	2	3:44.263	2.363	96.572	1:50.040	98.408	2
4	SSPR	52	James COWTON	Kawasaki - McAdoo Racing	a	2	3:46.095	4.195	95.790	1:50.133	98.325	2
5	SSPR	65	Michael SWEENEY	Yamaha - JWM	a	2	3:46.642	4.742	95.559	1:50.305	98.171	2
6	SSPR	74	Joey THOMPSON	Kawasaki - Team ILR / JTR	a	2	3:48.301	6.401	94.864	1:51.070	97.495	2
7	SSPR	59	Darryl TWEED	Triumph 675 - M & D Racing	a	2	3:48.303	6.403	94.863	1:52.286	96.439	2
8	SSPR	17	Mark GOODINGS	Kawasaki - PMH / Pennine Stone	b	2	3:49.879	7.979	94.213	1:52.273	96.451	2
9	SSPR	96	Andy FARRELL	Kawasaki	b	2	3:50.002	8.102	94.163	1:51.241	97.345	2
10	SSPR	11	Dominic HERBERTSON	Kawasaki - WH Racing	b	2	3:53.831	11.931	92.621	1:55.078	94.100	2
11	SSPR	31	Brad VICARS	Honda	b	2	3:55.818	13.918	91.840	1:54.425	94.637	2
12	SSPR	119	Kris DUNCAN	Kawasaki - Bowerbank/Turriff Caravans	b	2	3:57.973	16.073	91.009	1:56.560	92.903	2
13	SSPR	164	Graham KENNEDY	Yamaha - O D Racing	b	2	3:58.018	16.118	90.991	1:55.595	93.679	2
14	SSPR	109	Neil KERNOHAN	Yamaha - Logan Racing	c	2	3:58.909	17.009	90.652	1:56.807	92.707	2
15	SSPR	54	Sam JOHNSON	Kawasaki - Colin Dunlop Racing	c	2	4:01.710	19.810	89.602	1:57.677	92.021	2
16	SSPR	71	Davy MORGAN	Yamaha - Magic Bullet	c	2	4:03.409	21.509	88.976	1:57.394	92.243	2
17	SSPR	81	David McCONNAGHY	Yamaha	c	2	4:05.276	23.376	88.299	1:58.138	91.662	2
18	SSPR	18	Callum LAIDLAW	Yamaha - MM Auto Repair	b	2	4:05.311	23.411	88.286	1:57.745	91.968	2
19	SSPR	93	Paul CRANSTON	Yamaha - P & J Fuel Haulage	c	2	4:08.727	26.827	87.074	2:01.029	89.473	2
20	SSPR	29	Forest DUNN	Triumph 675	c	2	4:09.052	27.152	86.960	2:02.701	88.254	2
21	SSPR	5	Thomas MAXWELL	Yamaha	b	2	4:09.303	27.403	86.873	2:01.812	88.898	2
22	SSPR	16	Richard CHARLTON	Yamaha - Michelin	c	2	4:09.517	27.617	86.798	2:00.613	89.781	2
23	SSPR	99	Paul FALLON	Yamaha	c	1	2:13.864	1 Lap	80.894			
24	SSPR	100	Patricia FERNANDEZ	Yamaha - Magic Bullet	c	1	2:14.060	1 Lap	80.776			

Fastest Lap

SSPR	86	Derek McGEE	Kawasaki - B & W / Site Sealants	1:48.497	99.807	2
------	----	-------------	----------------------------------	----------	--------	---


Not Classified

DNF	SSPR	3	Michael DUNLOP	Yamaha - MD Racing	a	2	3:41.978		97.566	1:48.513	99.793	2
------------	------	---	----------------	--------------------	---	---	----------	--	--------	----------	--------	---

Red flag after leaders completed 2 laps - result declared with agreement of the Stewards of the Meeting

Provisional result to be confirmed by the Stewards of the Meeting subject to completion of technical inspections & the time limit for protests

Page 1 / 1

Circuit	Armoey	Signed	 Chief Timekeeper	Organising Club	Armoey MRRC
Length(miles)	3.0080			Race Started	19:17
Weather	Cloudy			Gp Time Diff - b 11.74 / c 24.69	
Track	Dry	Issued At:	21:43		



ROADSIDE KIA ARMOY ROAD RACE

SUPERSPORT

Race 2 - First4Printing Supersport

Friday, 28 July 2017

DETAILED RESULT



Race Classification

1 86 Derek McGEE

Total Time **3:41.900** Avg Speed **97.601** Behind
Best Time **1:48.497** Best Speed **99.807** On **2** Gp **a**

Lap	Elapsed Time	Lap Time	Lap Speed
1	1:53.403	1:53.403	95.490
2	3:41.900	1:48.497	99.807

2 174 Davey TODD

Total Time **3:42.767** Avg Speed **97.221** Behind **0.867**
Best Time **1:48.596** Best Speed **99.716** On **2** Gp **b**

Lap	Elapsed Time	Lap Time	Lap Speed
1	1:54.171	1:54.171	94.847
2	3:42.767	1:48.596	99.716

3 8 Christian ELKIN

Total Time **3:44.263** Avg Speed **96.572** Behind **2.363**
Best Time **1:50.040** Best Speed **98.408** On **2** Gp **a**

Lap	Elapsed Time	Lap Time	Lap Speed
1	1:54.223	1:54.223	94.804
2	3:44.263	1:50.040	98.408

4 52 James COWTON

Total Time **3:46.095** Avg Speed **95.790** Behind **4.195**
Best Time **1:50.133** Best Speed **98.325** On **2** Gp **a**

Lap	Elapsed Time	Lap Time	Lap Speed
1	1:55.962	1:55.962	93.382
2	3:46.095	1:50.133	98.325

5 65 Michael SWEENEY

Total Time **3:46.642** Avg Speed **95.559** Behind **4.742**
Best Time **1:50.305** Best Speed **98.171** On **2** Gp **a**

Lap	Elapsed Time	Lap Time	Lap Speed
1	1:56.337	1:56.337	93.081
2	3:46.642	1:50.305	98.171

6 74 Joey THOMPSON

Total Time **3:48.301** Avg Speed **94.864** Behind **6.401**
Best Time **1:51.070** Best Speed **97.495** On **2** Gp **a**

Lap	Elapsed Time	Lap Time	Lap Speed
1	1:57.231	1:57.231	92.371
2	3:48.301	1:51.070	97.495

Race Classification

7 59 Darryl TWEED

Total Time **3:48.303** Avg Speed **94.863** Behind **6.403**
Best Time **1:52.286** Best Speed **96.439** On **2** Gp **a**

Lap	Elapsed Time	Lap Time	Lap Speed
1	1:56.017	1:56.017	93.338
2	3:48.303	1:52.286	96.439

8 17 Mark GOODINGS

Total Time **3:49.879** Avg Speed **94.213** Behind **7.979**
Best Time **1:52.273** Best Speed **96.451** On **2** Gp **b**

Lap	Elapsed Time	Lap Time	Lap Speed
1	1:57.606	1:57.606	92.077
2	3:49.879	1:52.273	96.451

9 96 Andy FARRELL

Total Time **3:50.002** Avg Speed **94.163** Behind **8.102**
Best Time **1:51.241** Best Speed **97.345** On **2** Gp **b**

Lap	Elapsed Time	Lap Time	Lap Speed
1	1:58.761	1:58.761	91.181
2	3:50.002	1:51.241	97.345

10 11 Dominic HERBERTSON

Total Time **3:53.831** Avg Speed **92.621** Behind **11.931**
Best Time **1:55.078** Best Speed **94.100** On **2** Gp **b**

Lap	Elapsed Time	Lap Time	Lap Speed
1	1:58.753	1:58.753	91.188
2	3:53.831	1:55.078	94.100

11 31 Brad VICARS

Total Time **3:55.818** Avg Speed **91.840** Behind **13.918**
Best Time **1:54.425** Best Speed **94.637** On **2** Gp **b**

Lap	Elapsed Time	Lap Time	Lap Speed
1	2:01.393	2:01.393	89.204
2	3:55.818	1:54.425	94.637

12 119 Kris DUNCAN

Total Time **3:57.973** Avg Speed **91.009** Behind **16.073**
Best Time **1:56.560** Best Speed **92.903** On **2** Gp **b**

Lap	Elapsed Time	Lap Time	Lap Speed
1	2:01.413	2:01.413	89.190
2	3:57.973	1:56.560	92.903

ROADSIDE KIA ARMOY ROAD RACE

SUPERSPORT

Race 2 - First4Printing Supersport

Friday, 28 July 2017

DETAILED RESULT



Race Classification

13 164 Graham KENNEDY

Total Time **3:58.018** Avg Speed **90.991** Behind **16.118**
Best Time **1:55.595** Best Speed **93.679** On **2** Gp **b**

Lap	Elapsed Time	Lap Time	Lap Speed
1	2:02.423	2:02.423	88.454
2	3:58.018	1:55.595	93.679

14 109 Neil KERNOHAN

Total Time **3:58.909** Avg Speed **90.652** Behind **17.009**
Best Time **1:56.807** Best Speed **92.707** On **2** Gp **c**

Lap	Elapsed Time	Lap Time	Lap Speed
1	2:02.102	2:02.102	88.687
2	3:58.909	1:56.807	92.707

15 54 Sam JOHNSON

Total Time **4:01.710** Avg Speed **89.602** Behind **19.810**
Best Time **1:57.677** Best Speed **92.021** On **2** Gp **c**

Lap	Elapsed Time	Lap Time	Lap Speed
1	2:04.033	2:04.033	87.306
2	4:01.710	1:57.677	92.021

16 71 Davy MORGAN

Total Time **4:03.409** Avg Speed **88.976** Behind **21.509**
Best Time **1:57.394** Best Speed **92.243** On **2** Gp **c**

Lap	Elapsed Time	Lap Time	Lap Speed
1	2:06.015	2:06.015	85.933
2	4:03.409	1:57.394	92.243

17 81 David McCONNAGHY

Total Time **4:05.276** Avg Speed **88.299** Behind **23.376**
Best Time **1:58.138** Best Speed **91.662** On **2** Gp **c**

Lap	Elapsed Time	Lap Time	Lap Speed
1	2:07.138	2:07.138	85.174
2	4:05.276	1:58.138	91.662

18 18 Callum LAIDLAW

Total Time **4:05.311** Avg Speed **88.286** Behind **23.411**
Best Time **1:57.745** Best Speed **91.968** On **2** Gp **b**

Lap	Elapsed Time	Lap Time	Lap Speed
1	2:07.566	2:07.566	84.888
2	4:05.311	1:57.745	91.968

Race Classification

19 93 Paul CRANSTON

Total Time **4:08.727** Avg Speed **87.074** Behind **26.827**
Best Time **2:01.029** Best Speed **89.473** On **2** Gp **c**

Lap	Elapsed Time	Lap Time	Lap Speed
1	2:07.698	2:07.698	84.800
2	4:08.727	2:01.029	89.473

20 29 Forest DUNN

Total Time **4:09.052** Avg Speed **86.960** Behind **27.152**
Best Time **2:02.701** Best Speed **88.254** On **2** Gp **c**

Lap	Elapsed Time	Lap Time	Lap Speed
1	2:06.351	2:06.351	85.704
2	4:09.052	2:02.701	88.254

21 5 Thomas MAXWELL

Total Time **4:09.303** Avg Speed **86.873** Behind **27.403**
Best Time **2:01.812** Best Speed **88.898** On **2** Gp **b**

Lap	Elapsed Time	Lap Time	Lap Speed
1	2:07.491	2:07.491	84.938
2	4:09.303	2:01.812	88.898

22 16 Richard CHARLTON

Total Time **4:09.517** Avg Speed **86.798** Behind **27.617**
Best Time **2:00.613** Best Speed **89.781** On **2** Gp **c**

Lap	Elapsed Time	Lap Time	Lap Speed
1	2:08.904	2:08.904	84.007
2	4:09.517	2:00.613	89.781

23 99 Paul FALLON

Total Time **2:13.864** Avg Speed **80.894** Behind **1 Lap**
Best Time Best Speed On Gp **c**

Lap	Elapsed Time	Lap Time	Lap Speed
1	2:13.864	2:13.864	80.894

24 100 Patricia FERNANDEZ

Total Time **2:14.060** Avg Speed **80.776** Behind **1 Lap**
Best Time Best Speed On Gp **c**

Lap	Elapsed Time	Lap Time	Lap Speed
1	2:14.060	2:14.060	80.776

Not Classified

ROADSIDE KIA ARMOY ROAD RACE

SUPERSPORT

Race 2 - First4Printing Supersport

Friday, 28 July 2017

DETAILED RESULT



Not Classified

DNF 3 Michael DUNLOP

Total Time **3:41.978** Avg Speed **97.566** Behind
Best Time **1:48.513** Best Speed **99.793** On **2** Gp **a**

Lap	Elapsed Time	Lap Time	Lap Speed
1	1:53.465	1:53.465	95.437
2	3:41.978	1:48.513	99.793

ROADSIDE KIA ARMOY ROAD RACE

SUPERSPORT

Race 2 - First4Printing Supersport

LAP CHART

**1**

No	Name	Gp	Time of Day	Lap Time
86	Derek McGEE	a	19:19:27.169	1:53.403
3	Michael DUNLOP	a	19:19:27.231	1:53.465
174	Davey TODD	b	19:19:27.937	1:54.171
8	Christian ELKIN	a	19:19:27.989	1:54.223
52	James COWTON	a	19:19:29.728	1:55.962
59	Darryl TWEED	a	19:19:29.783	1:56.017
65	Michael SWEENEY	a	19:19:30.103	1:56.337
74	Joey THOMPSON	a	19:19:30.997	1:57.231
17	Mark GOODINGS	b	19:19:31.372	1:57.606
11	Dominic HERBERTSON	b	19:19:32.519	1:58.753
96	Andy FARRELL	b	19:19:32.527	1:58.761
31	Brad VICARS	b	19:19:35.159	2:01.393
119	Kris DUNCAN	b	19:19:35.179	2:01.413
109	Neil KERNOHAN	c	19:19:35.868	2:02.102
164	Graham KENNEDY	b	19:19:36.189	2:02.423
54	Sam JOHNSON	c	19:19:37.799	2:04.033
71	Davy MORGAN	c	19:19:39.781	2:06.015
29	Forest DUNN	c	19:19:40.117	2:06.351
81	David McCONNAGHY	c	19:19:40.904	2:07.138
5	Thomas MAXWELL	b	19:19:41.257	2:07.491
18	Callum LAIDLAW	b	19:19:41.332	2:07.566
93	Paul CRANSTON	c	19:19:41.464	2:07.698
16	Richard CHARLTON	c	19:19:42.670	2:08.904
99	Paul FALLON	c	19:19:47.630	2:13.864
100	Patricia FERNANDEZ	c	19:19:47.826	2:14.060

2

No	Name	Gp	Time of Day	Lap Time
86	Derek McGEE	a	19:21:15.666	1:48.497
3	Michael DUNLOP	a	19:21:15.744	1:48.513
174	Davey TODD	b	19:21:16.533	1:48.596
8	Christian ELKIN	a	19:21:18.029	1:50.040
52	James COWTON	a	19:21:19.861	1:50.133
65	Michael SWEENEY	a	19:21:20.408	1:50.305
74	Joey THOMPSON	a	19:21:22.067	1:51.070
59	Darryl TWEED	a	19:21:22.069	1:52.286
17	Mark GOODINGS	b	19:21:23.645	1:52.273
96	Andy FARRELL	b	19:21:23.768	1:51.241
11	Dominic HERBERTSON	b	19:21:27.597	1:55.078
31	Brad VICARS	b	19:21:29.584	1:54.425
119	Kris DUNCAN	b	19:21:31.739	1:56.560
164	Graham KENNEDY	b	19:21:31.784	1:55.595
109	Neil KERNOHAN	c	19:21:32.675	1:56.807
54	Sam JOHNSON	c	19:21:35.476	1:57.677
71	Davy MORGAN	c	19:21:37.175	1:57.394
81	David McCONNAGHY	c	19:21:39.042	1:58.138
18	Callum LAIDLAW	b	19:21:39.077	1:57.745
93	Paul CRANSTON	c	19:21:42.493	2:01.029
29	Forest DUNN	c	19:21:42.818	2:02.701
5	Thomas MAXWELL	b	19:21:43.069	2:01.812
16	Richard CHARLTON	c	19:21:43.283	2:00.613