



ARMOY ROAD RACE

The Race of Legends

Friday 28th & Saturday 29th July 2017

promoted by
Armoy Motorcycle Road Racing Club
www.amrrc.com



SUPERBIKE

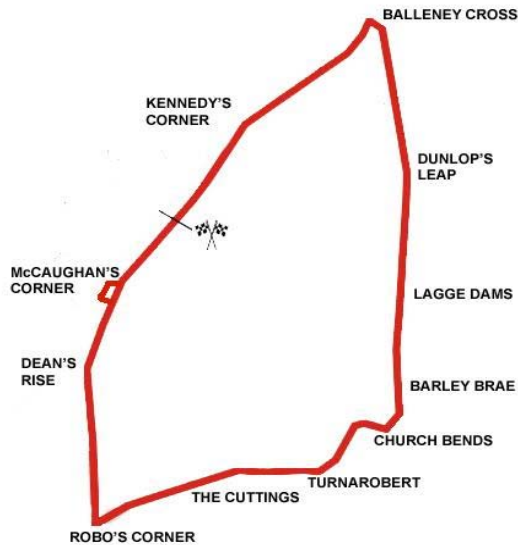


Causeway
Coast & Glens
Borough Council



tourism
northernireland

Armoy Circuit 3.008 miles



Lap Records

Class	Rider	Machine	m s	mph	Year
125cc	William Dunlop	Honda	2 02.397	88.473	2010
Moto 3	Christian Elkin	Honda 250	2 03.375	87.771	2014
250cc	Michael Sweeney	Honda	1 52.439	96.308	2013
Lightweight Supersport	Seamus Elliott	Yamaha 400	1 56.932	92.608	2015
Supertwin	Ryan Farquhar	Kawasaki	1 50.379	98.106	2015
Supersport	William Dunlop	Yamaha	1 43.834	104.290	2015
Superbike	Michael Dunlop	Honda	1 41.382	106.812	2013
Senior Support	Connor Behan	Kawasaki 636	1 50.783	97.748	2013
Junior Support	Mark Hanna	Kawasaki 650	1 54.969	94.189	2013
Classic 1000cc	Robert McCrum	Norton Weslake 950	2 06.649	85.502	2013
Classic 500cc	Richard Lambourne	Norton	2 10.738	82.828	2013
Classic 350cc	Barry Davidson	Honda	2 14.308	80.627	2016
Classic 250cc	Kevin Strowger	Suzuki	2 18.625	78.116	2013
Forgotten Era	Gary Miller	Yamaha 347	2 17.298	78.871	2016

MOST WINS at ARMOY ROAD RACE

Michael Dunlop	14	2009-16	(125-1, 250-1, Supersport-2, Superbike-10)
Ryan Farquhar	12	2009-15	(450-3, Supertwin-5, Supersport-1, Superbike-3)
William Dunlop	11	2010-16	(125-2, 250-3, Supersport-6)
Barry Davidson	5	2012-16	(Classic 350-5)
Allan Brew	3	2009-13	(Classic 350-1, Classic 500-2)
Robert McCrum	3	2010-14	(Classic 1000-3)
Philip Shaw	3	2010-15	(Classic 250-3)
Richard Ford	3	2011-15	(Classic 1000-3)
Guy Martin	3	2014-15	(Supersport-1, Superbike-2)
Christian Elkin	3	2013-16	(Moto 3-3)

MOST WINS AT ALL IRISH ROAD RACE MEETINGS (after Faughen 50 2017)

Ryan Farquhar	211	1995-16
Joey Dunlop	156	1971-00
Robert Dunlop	135	1980-08
William Dunlop	119	2005-17
Ray McCullough	109	1960-82
Phillip McCallen	109	1987-99
Michael Dunlop	97	2006-16
Brian Reid	78	1980-94
Darran Lindsay	74	1999-06
James Courtney	66	1992-99

ROADSIDE KIA ARMOY ROAD RACE

SUPERBIKE

Superbike Qualifying

Friday, 28 July 2017




Pos	Class	No	Name	Machine / Sponsor	----- Best Lap -----			On	Laps
					Time	Behind	Speed		
Qualifying Classification									
1	SBKR	3	Michael DUNLOP	Suzuki - Hawk Racing	1:46.580		101.603	6	6
2	SBKR	6	William DUNLOP	Yamaha	1:51.699	5.119	96.946	5	5
3	SBKR	86	Derek McGEE	Kawasaki - McGee Racing	1:52.775	6.195	96.021	5	6
4	SBKR	22	Paul JORDAN	BMW - IMR Evolution Camping	1:53.242	6.662	95.625	4	6
5	SBKR	52	James COWTON	Kawasaki - McAdoo Racing	1:53.928	7.348	95.050	6	6
6	SBKR	56	Adam McLEAN	Kawasaki 600 - MSS	1:54.287	7.707	94.751	3	5
7	SBKR	74	Joey THOMPSON	Kawasaki 600 - Team ILR / JTR	1:55.487	8.907	93.766	6	6
8	SBKR	59	Darryl TWEED	Honda 600 - Taylor Lindsey	1:55.744	9.164	93.558	6	6
9	SBKR	65	Michael SWEENEY	BMW - MJR Racing	1:55.825	9.245	93.493	4	6
10	SBKR	174	Davey TODD	Kawasaki 600 - Longshot Racing	1:55.972	9.392	93.374	3	6
11	SBKR	17	Mark GOODINGS	Kawasaki - PMH / Pennine Stone	1:56.457	9.877	92.985	5	6
12	SBKR	11	Dominic HERBERTSON	BMW - WH Racing	1:57.167	10.587	92.422	5	6
13	SBKR	164	Graham KENNEDY	BMW - T D Racing	1:57.359	10.779	92.271	3	6
14	SBKR	31	Brad VICARS	Honda 600	1:58.173	11.593	91.635	4	6
15	SBKR	71	Davy MORGAN	Kawasaki - Angry Bee	1:59.062	12.482	90.951	5	6
16	SBKR	96	Andy FARRELL	Kawasaki 600	2:00.224	13.644	90.072	5	6
17	SBKR	29	Forest DUNN	Honda - Forest Dunn Racing	2:00.590	14.010	89.798	6	6
18	SBKR	119	Kris DUNCAN	Kawasaki - Shirlaw's M/Cs / J E Autos	2:00.754	14.174	89.677	6	6
19	SBKR	97	Seamus ELLIOTT	Kawasaki	2:01.373	14.793	89.219	6	6
20	SBKR	18	Callum LAIDLAW	Yamaha 600 - MM Auto Repair	2:01.736	15.156	88.953	6	6
21	SBKR	54	Sam JOHNSON	Kawasaki 600 - Colin Dunlop Racing	2:02.233	15.653	88.591	3	4
22	SBKR	64	Stephen McKNIGHT	BMW - McKnight Racing	2:02.557	15.977	88.357	5	6
23	SBKR	5	Thomas MAXWELL	Yamaha 600	2:03.289	16.709	87.833	5	6
24	SBKR	55	Donald MacFADYEN	BMW	2:03.319	16.739	87.811	6	6
25	SBKR	93	Paul CRANSTON	Yamaha 600 - P & J Fuel Haulage	2:03.523	16.943	87.666	5	6
26	SBKR	81	David McCONNAGHY	Yamaha 600	2:03.801	17.221	87.469	5	6
27	SBKR	26	Dennis BOOTH	BMW	2:04.587	18.007	86.918	6	6
28	SBKR	28	Paul GARTLAND	Kawasaki - North West Gas	2:04.785	18.205	86.780	5	6
29	SBKR	16	Richard CHARLTON	Yamaha 600 - Michelin	2:05.362	18.782	86.380	5	6
30	SBKR	100	Patricia FERNANDEZ	Kawasaki - Magic Bullet	2:06.035	19.455	85.919	6	6
31	SBKR	109	Neil KERNOHAN	Kawasaki - Logan Racing	2:28.882	42.302	72.734	1	2

No 28 - TRANSPONDER NOT DETECTED

Provisional result to be confirmed by the Stewards of the Meeting subject to completion of technical inspections & the time limit for protests

Page 1 / 1

Circuit	Armoiy	Signed		Organising Club	Armoiy MRRC
Length(miles)	3.0080		Chief Timekeeper	Qualifying Started	16:10
Weather	Sunny	Issued At:	17:00		
Track	Dry				



ROADSIDE KIA ARMOY ROAD RACE

SUPERBIKE

Superbike Qualifying

Friday, 28 July 2017

DETAILED RESULT



Qualifying Classification

Position

1 3 Michael DUNLOP

SBKR Behind 6 Gp
Best Time **1:46.580** Best Speed **101.603** On 6 Gp

Lap	Elapsed Time	Lap Time	Lap Speed
1	3:13.297	3:13.297	56.022
2	37:19.388	34:06.091	5.292
3	39:27.160	2:07.772	84.751
4	41:16.354	1:49.194	99.170
5	43:40.968	2:24.614	74.881
6	45:27.548	1:46.580	101.603

2 6 William DUNLOP

SBKR Behind 5 Gp
Best Time **1:51.699** Best Speed **96.946** On 5 Gp

Lap	Elapsed Time	Lap Time	Lap Speed
1	2:17.358	2:17.358	78.836
2	38:19.402	36:02.044	5.009
3	40:12.184	1:52.782	96.015
4	42:04.283	1:52.099	96.600
5	43:55.982	1:51.699	96.946

3 86 Derek McGEE

SBKR Behind 5 Gp
Best Time **1:52.775** Best Speed **96.021** On 5 Gp

Lap	Elapsed Time	Lap Time	Lap Speed
1	2:06.137	2:06.137	85.850
2	36:12.894	34:06.757	5.291
3	38:11.158	1:58.264	91.565
4	40:05.161	1:54.003	94.987
5	41:57.936	1:52.775	96.021
6	43:51.411	1:53.475	95.429

4 22 Paul JORDAN

SBKR Behind 4 Gp
Best Time **1:53.242** Best Speed **95.625** On 4 Gp

Lap	Elapsed Time	Lap Time	Lap Speed
1	2:06.327	2:06.327	85.720
2	36:10.038	34:03.711	5.299
3	38:07.168	1:57.130	92.451
4	40:00.410	1:53.242	95.625
5	42:01.051	2:00.641	89.761
6	43:55.726	1:54.675	94.430

Qualifying Classification

Position

5 52 James COWTON

SBKR Behind 6 Gp
Best Time **1:53.928** Best Speed **95.050** On 6 Gp

Lap	Elapsed Time	Lap Time	Lap Speed
1	2:17.861	2:17.861	78.549
2	36:18.045	34:00.184	5.308
3	38:13.013	1:54.968	94.190
4	40:07.737	1:54.724	94.390
5	42:02.443	1:54.706	94.405
6	43:56.371	1:53.928	95.050

6 56 Adam McLEAN

SBKR Behind 3 Gp
Best Time **1:54.287** Best Speed **94.751** On 3 Gp

Lap	Elapsed Time	Lap Time	Lap Speed
1	36:13.195	36:13.195	4.983
2	38:08.383	1:55.188	94.010
3	40:02.670	1:54.287	94.751
4	41:59.135	1:56.465	92.979
5	43:56.301	1:57.166	92.423

7 74 Joey THOMPSON

SBKR Behind 6 Gp
Best Time **1:55.487** Best Speed **93.766** On 6 Gp

Lap	Elapsed Time	Lap Time	Lap Speed
1	2:24.713	2:24.713	74.829
2	36:34.125	34:09.412	5.284
3	38:30.896	1:56.771	92.735
4	40:28.247	1:57.351	92.277
5	42:25.000	1:56.753	92.750
6	44:20.487	1:55.487	93.766

8 59 Darryl TWEED

SBKR Behind 6 Gp
Best Time **1:55.744** Best Speed **93.558** On 6 Gp

Lap	Elapsed Time	Lap Time	Lap Speed
1	2:18.513	2:18.513	78.179
2	36:32.828	34:14.315	5.271
3	38:30.791	1:57.963	91.798
4	40:27.770	1:56.979	92.570
5	42:24.082	1:56.312	93.101
6	44:19.826	1:55.744	93.558

ROADSIDE KIA ARMOY ROAD RACE

SUPERBIKE

Superbike Qualifying

Friday, 28 July 2017

DETAILED RESULT



Qualifying Classification

Position

9 65 Michael SWEENEY

SBKR Behind 9.245

Best Time 1:55.825 Best Speed 93.493 On 4 Gp

Lap	Elapsed Time	Lap Time	Lap Speed
1	2:10.521	2:10.521	82.966
2	36:15.750	34:05.229	5.295
3	38:11.734	1:55.984	93.365
4	40:07.559	1:55.825	93.493
5	42:04.755	1:57.196	92.399
6	44:02.422	1:57.667	92.029

Qualifying Classification

Position

13 164 Graham KENNEDY

SBKR Behind 10.779

Best Time 1:57.359 Best Speed 92.271 On 3 Gp

Lap	Elapsed Time	Lap Time	Lap Speed
1	2:15.794	2:15.794	79.744
2	36:15.943	34:00.149	5.308
3	38:13.302	1:57.359	92.271
4	40:12.099	1:58.797	91.154
5	42:14.252	2:02.153	88.649
6	44:16.202	2:01.950	88.797

10 174 Davey TODD

SBKR Behind 9.392

Best Time 1:55.972 Best Speed 93.374 On 3 Gp

Lap	Elapsed Time	Lap Time	Lap Speed
1	2:57.208	2:57.208	61.108
2	36:35.950	33:38.742	5.364
3	38:31.922	1:55.972	93.374
4	40:29.034	1:57.112	92.465
5	42:25.440	1:56.406	93.026
6	44:21.539	1:56.099	93.272

14 31 Brad VICARS

SBKR Behind 11.593

Best Time 1:58.173 Best Speed 91.635 On 4 Gp

Lap	Elapsed Time	Lap Time	Lap Speed
1	2:27.305	2:27.305	73.513
2	36:27.479	34:00.174	5.308
3	38:26.174	1:58.695	91.232
4	40:24.347	1:58.173	91.635
5	42:22.762	1:58.415	91.448
6	44:21.421	1:58.659	91.260

11 17 Mark GOODINGS

SBKR Behind 9.877

Best Time 1:56.457 Best Speed 92.985 On 5 Gp

Lap	Elapsed Time	Lap Time	Lap Speed
1	2:41.900	2:41.900	66.886
2	36:26.008	33:44.108	5.350
3	38:23.839	1:57.831	91.901
4	40:22.131	1:58.292	91.543
5	42:18.588	1:56.457	92.985
6	44:17.537	1:58.949	91.037

15 71 Davy MORGAN

SBKR Behind 12.482

Best Time 1:59.062 Best Speed 90.951 On 5 Gp

Lap	Elapsed Time	Lap Time	Lap Speed
1	2:58.899	2:58.899	60.530
2	37:03.317	34:04.418	5.297
3	39:06.794	2:03.477	87.699
4	41:06.749	1:59.955	90.274
5	43:05.811	1:59.062	90.951
6	45:07.477	2:01.666	89.004

12 11 Dominic HERBERTSON

SBKR Behind 10.587

Best Time 1:57.167 Best Speed 92.422 On 5 Gp

Lap	Elapsed Time	Lap Time	Lap Speed
1	2:22.940	2:22.940	75.758
2	36:24.698	34:01.758	5.304
3	38:22.215	1:57.517	92.147
4	40:20.664	1:58.449	91.422
5	42:17.831	1:57.167	92.422
6	44:16.925	1:59.094	90.926

16 96 Andy FARRELL

SBKR Behind 13.644

Best Time 2:00.224 Best Speed 90.072 On 5 Gp

Lap	Elapsed Time	Lap Time	Lap Speed
1	2:44.032	2:44.032	66.016
2	36:27.555	33:43.523	5.351
3	38:29.810	2:02.255	88.576
4	40:30.668	2:00.858	89.599
5	42:30.892	2:00.224	90.072
6	44:32.175	2:01.283	89.285

ROADSIDE KIA ARMOY ROAD RACE

SUPERBIKE

Superbike Qualifying

Friday, 28 July 2017

DETAILED RESULT



Qualifying Classification

Position

17	29 Forest DUNN			
SBKR		Behind	14.010	
Best Time	2:00.590	Best Speed	89.798	On 6 Gp
<i>Lap</i>	<i>Elapsed Time</i>	<i>Lap Time</i>	<i>Lap Speed</i>	
1	2:49.596	2:49.596	63.851	
2	36:46.515	33:56.919	5.316	
3	38:49.269	2:02.754	88.215	
4	40:52.436	2:03.167	87.920	
5	42:55.368	2:02.932	88.088	
6	44:55.958	2:00.590	89.798	

18	119 Kris DUNCAN			
SBKR		Behind	14.174	
Best Time	2:00.754	Best Speed	89.677	On 6 Gp
<i>Lap</i>	<i>Elapsed Time</i>	<i>Lap Time</i>	<i>Lap Speed</i>	
1	2:52.284	2:52.284	62.854	
2	36:50.817	33:58.533	5.312	
3	38:54.813	2:03.996	87.332	
4	40:57.764	2:02.951	88.074	
5	43:01.113	2:03.349	87.790	
6	45:01.867	2:00.754	89.677	

19	97 Seamus ELLIOTT			
SBKR		Behind	14.793	
Best Time	2:01.373	Best Speed	89.219	On 6 Gp
<i>Lap</i>	<i>Elapsed Time</i>	<i>Lap Time</i>	<i>Lap Speed</i>	
1	2:56.532	2:56.532	61.342	
2	36:43.881	33:47.349	5.341	
3	38:49.703	2:05.822	86.064	
4	40:54.360	2:04.657	86.869	
5	43:00.235	2:05.875	86.028	
6	45:01.608	2:01.373	89.219	

20	18 Callum LAIDLAW			
SBKR		Behind	15.156	
Best Time	2:01.736	Best Speed	88.953	On 6 Gp
<i>Lap</i>	<i>Elapsed Time</i>	<i>Lap Time</i>	<i>Lap Speed</i>	
1	2:29.340	2:29.340	72.511	
2	36:35.961	34:06.621	5.291	
3	38:37.773	2:01.812	88.898	
4	40:39.840	2:02.067	88.712	
5	42:43.073	2:03.233	87.873	
6	44:44.809	2:01.736	88.953	

Qualifying Classification

Position

21	54 Sam JOHNSON			
SBKR		Behind	15.653	
Best Time	2:02.233	Best Speed	88.591	On 3 Gp
<i>Lap</i>	<i>Elapsed Time</i>	<i>Lap Time</i>	<i>Lap Speed</i>	
1	36:47.685	36:47.685	4.905	
2	38:51.349	2:03.664	87.566	
3	40:53.582	2:02.233	88.591	
4	42:57.076	2:03.494	87.687	

22	64 Stephen McKNIGHT			
SBKR		Behind	15.977	
Best Time	2:02.557	Best Speed	88.357	On 5 Gp
<i>Lap</i>	<i>Elapsed Time</i>	<i>Lap Time</i>	<i>Lap Speed</i>	
1	2:53.047	2:53.047	62.577	
2	37:00.538	34:07.491	5.289	
3	39:06.629	2:06.091	85.881	
4	41:09.892	2:03.263	87.851	
5	43:12.449	2:02.557	88.357	
6	45:15.100	2:02.651	88.290	

23	5 Thomas MAXWELL			
SBKR		Behind	16.709	
Best Time	2:03.289	Best Speed	87.833	On 5 Gp
<i>Lap</i>	<i>Elapsed Time</i>	<i>Lap Time</i>	<i>Lap Speed</i>	
1	2:18.329	2:18.329	78.283	
2	36:42.699	34:24.370	5.246	
3	38:47.590	2:04.891	86.706	
4	40:52.257	2:04.667	86.862	
5	42:55.546	2:03.289	87.833	
6	45:01.534	2:05.988	85.951	

24	55 Donald MacFADYEN			
SBKR		Behind	16.739	
Best Time	2:03.319	Best Speed	87.811	On 6 Gp
<i>Lap</i>	<i>Elapsed Time</i>	<i>Lap Time</i>	<i>Lap Speed</i>	
1	2:31.286	2:31.286	71.578	
2	36:35.473	34:04.187	5.297	
3	38:40.783	2:05.310	86.416	
4	40:44.902	2:04.119	87.245	
5	42:49.093	2:04.191	87.195	
6	44:52.412	2:03.319	87.811	

ROADSIDE KIA ARMOY ROAD RACE

SUPERBIKE

Superbike Qualifying

Friday, 28 July 2017

DETAILED RESULT



Qualifying Classification

Position

25 93 Paul CRANSTON

SBKR Behind 16.943

Best Time 2:03.523 Best Speed 87.666 On 5 Gp

Lap	Elapsed Time	Lap Time	Lap Speed
1	2:54.331	2:54.331	62.116
2	36:48.927	33:54.596	5.322
3	38:54.539	2:05.612	86.208
4	40:59.705	2:05.166	86.516
5	43:03.228	2:03.523	87.666
6	45:06.979	2:03.751	87.505

26 81 David McCONNAGHY

SBKR Behind 17.221

Best Time 2:03.801 Best Speed 87.469 On 5 Gp

Lap	Elapsed Time	Lap Time	Lap Speed
1	2:33.548	2:33.548	70.524
2	36:51.438	34:17.890	5.262
3	38:57.239	2:05.801	86.079
4	41:02.805	2:05.566	86.240
5	43:06.606	2:03.801	87.469
6	45:11.938	2:05.332	86.401

27 26 Dennis BOOTH

SBKR Behind 18.007

Best Time 2:04.587 Best Speed 86.918 On 6 Gp

Lap	Elapsed Time	Lap Time	Lap Speed
1	2:51.909	2:51.909	62.991
2	37:00.801	34:08.892	5.285
3	39:09.146	2:08.345	84.373
4	41:16.213	2:07.067	85.221
5	43:23.346	2:07.133	85.177
6	45:27.933	2:04.587	86.918

28 28 Paul GARTLAND

SBKR Behind 18.205

Best Time 2:04.785 Best Speed 86.780 On 5 Gp

Lap	Elapsed Time	Lap Time	Lap Speed
1	2:30.749	2:30.749	71.833
2	36:45.638	34:14.889	5.270
3	38:52.413	2:06.775	85.417
4	40:57.435	2:05.022	86.615
5	43:02.220	2:04.785	86.780
6	45:10.639	2:08.419	84.324

Qualifying Classification

Position

29 16 Richard CHARLTON

SBKR Behind 18.782

Best Time 2:05.362 Best Speed 86.380 On 5 Gp

Lap	Elapsed Time	Lap Time	Lap Speed
1	2:36.522	2:36.522	69.184
2	36:48.235	34:11.713	5.278
3	38:57.833	2:09.598	83.557
4	41:04.984	2:07.151	85.165
5	43:10.346	2:05.362	86.380
6	45:15.835	2:05.489	86.293

30 100 Patricia FERNANDEZ

SBKR Behind 19.455

Best Time 2:06.035 Best Speed 85.919 On 6 Gp

Lap	Elapsed Time	Lap Time	Lap Speed
1	2:53.004	2:53.004	62.593
2	36:32.548	33:39.544	5.362
3	38:42.783	2:10.235	83.148
4	40:52.061	2:09.278	83.764
5	43:00.114	2:08.053	84.565
6	45:06.149	2:06.035	85.919

31 109 Neil KERNOHAN

SBKR Behind 42.302

Best Time 2:28.882 Best Speed 72.734 On 1 Gp

Lap	Elapsed Time	Lap Time	Lap Speed
1	2:28.882	2:28.882	72.734
2	36:52.241	34:23.359	5.248

ROADSIDE KIA ARMOY ROAD RACE

SUPERBIKE

Armoy 3.008 miles

R7: TorqueTronix Superbike (Championship)

29/07/2017 13:40


Race (7 Laps)

RACE 7 - OPEN SUPERBIKE CHAMPIONSHIP

Reserves - 28 / 16 / 100 / 109

			26		12
			A		
81		93		55	11
C		B		A	
	5		64		10
	B		A		
54		18		97	9
C		B		A	
			119		8
			A		
29		96		71	7
C	B	B		A	
	31		164		6
	B		A		
11		17		174	5
C		B		A	
			65		4
			A		
59		74		56	3
C	B	B		A	
	52		22		2
	B		A		
86		6		3	1
C		B		A	

POLE POSITION



Promoted by Armoy MRRC

Orbits

Provisional result to be confirmed by the Stewards of the Meeting subject to the completion of technical inspections and the time limit for protests
 MCUI (Ulster Centre) Timing @ www.elaps-timing.com



Ride on
Delta
Seven

ROADSIDE KIA ARMOY ROAD RACE

SUPERBIKE

Race 7 - Torquetronix Superbike Championship

Saturday, 29 July 2017



Pos	Class	No	Name	Machine / Sponsor	Gp	Lap	Total Time	Behind	Speed	-----Best Lap----- Time Speed On	
-----	-------	----	------	-------------------	----	-----	------------	--------	-------	-------------------------------------	--

Race Classification

1	SBKR	3	Michael DUNLOP	Suzuki - Hawk Racing	a	6	11:09.286		97.078	1:49.020	99.329	6
2	SBKR	86	Derek McGEE	Kawasaki 600 - B & W / Site Sealants	a	6	11:13.973	4.687	96.403	1:51.274	97.317	2
3	SBKR	174	Davey TODD	Kawasaki 600 - Longshot Racing	b	6	11:26.213	16.927	94.683	1:51.552	97.074	6
4	SBKR	6	William DUNLOP	Yamaha - Temple Golf Club	a	6	11:26.893	17.607	94.589	1:50.488	98.009	6
5	SBKR	22	Paul JORDAN	BMW - IMR Evolution Camping	a	6	11:26.935	17.649	94.584	1:52.278	96.446	6
6	SBKR	52	James COWTON	Kawasaki - McAdoo Racing	a	6	11:35.016	25.730	93.484	1:54.189	94.832	6
7	SBKR	74	Joey THOMPSON	Kawasaki 600 - Team ILR / JTR	a	6	11:38.109	28.823	93.070	1:51.819	96.842	6
8	SBKR	17	Mark GOODINGS	Kawasaki - PMH / Pennine Stone	b	6	11:46.358	37.072	91.983	1:54.770	94.352	3
9	SBKR	11	Dominic HERBERTSON	BMW - WH Racing	b	6	11:53.796	44.510	91.024	1:55.845	93.477	6
10	SBKR	29	Forest DUNN	Honda - Forest Dunn Racing	b	6	12:16.562	1:07.276	88.211	2:00.071	90.187	4
11	SBKR	119	Kris DUNCAN	Kawasaki - Shirlaw's M/Cs / J E Autos	b	6	12:16.927	1:07.641	88.167	2:00.061	90.194	6
12	SBKR	93	Paul CRANSTON	Yamaha 600 - P & J Fuel Haulage	c	6	12:20.928	1:11.642	87.691	2:01.028	89.474	4
13	SBKR	54	Sam JOHNSON	Kawasaki 600 - Colin Dunlop Racing	c	6	12:23.761	1:14.475	87.357	2:01.713	88.970	4

Fastest Lap


SBKR	3	Michael DUNLOP	Suzuki - Hawk Racing	1:49.020	99.329	6
------	---	----------------	----------------------	----------	--------	---

Not Classified

DNF	SBKR	56	Adam McLEAN	Kawasaki 600 - MSS	a	4	7:36.534		94.878	1:52.276	96.448	3
DNF	SBKR	96	Andy FARRELL	Kawasaki 600	b	3	6:02.740		89.558	1:58.729	91.206	2
DNF	SBKR	65	Michael SWEENEY	BMW - MJR Racing	a	2	4:00.710		89.974	1:57.161	92.427	2
DNF	SBKR	164	Graham KENNEDY	BMW - T D Racing	b	1	2:02.859		88.140			

Provisional result to be confirmed by the Stewards of the Meeting subject to completion of technical inspections & the time limit for protests

Page 1 / 1

Circuit	Armoy	Signed	 Chief Timekeeper	Organising Club	Armoy MRRC
Length(miles)	3.0080	Issued At:	14:27	Race Started	14:11
Weather	Cloudy			Gp Time Diff - b	11.49 / c 24.63
Track	Damp				



ROADSIDE KIA ARMOY ROAD RACE

SUPERBIKE

Race 7 - Torquetronix Superbike Championship

Saturday, 29 July 2017

DETAILED RESULT



Race Classification

1 3 Michael DUNLOP

Total Time **11:09.286** Avg Speed **97.078** Behind
Best Time **1:49.020** Best Speed **99.329** On **6** Gp **a**

Lap	Elapsed Time	Lap Time	Lap Speed
1	1:57.412	1:57.412	92.229
2	3:50.212	1:52.800	96.000
3	5:40.972	1:50.760	97.768
4	7:30.661	1:49.689	98.723
5	9:20.266	1:49.605	98.798
6	11:09.286	1:49.020	99.329

2 86 Derek McGEE

Total Time **11:13.973** Avg Speed **96.403** Behind **4.687**
Best Time **1:51.274** Best Speed **97.317** On **2** Gp **a**

Lap	Elapsed Time	Lap Time	Lap Speed
1	1:56.624	1:56.624	92.852
2	3:47.898	1:51.274	97.317
3	5:39.428	1:51.530	97.093
4	7:30.913	1:51.485	97.132
5	9:22.363	1:51.450	97.163
6	11:13.973	1:51.610	97.024

3 174 Davey TODD

Total Time **11:26.213** Avg Speed **94.683** Behind **16.927**
Best Time **1:51.552** Best Speed **97.074** On **6** Gp **b**

Lap	Elapsed Time	Lap Time	Lap Speed
1	2:00.396	2:00.396	89.943
2	3:55.011	1:54.615	94.480
3	5:49.007	1:53.996	94.993
4	7:41.951	1:52.944	95.878
5	9:34.661	1:52.710	96.077
6	11:26.213	1:51.552	97.074

4 6 William DUNLOP

Total Time **11:26.893** Avg Speed **94.589** Behind **17.607**
Best Time **1:50.488** Best Speed **98.009** On **6** Gp **a**

Lap	Elapsed Time	Lap Time	Lap Speed
1	2:02.650	2:02.650	88.290
2	3:56.628	1:53.978	95.008
3	5:50.420	1:53.792	95.163
4	7:43.737	1:53.317	95.562
5	9:36.405	1:52.668	96.112
6	11:26.893	1:50.488	98.009

Race Classification

5 22 Paul JORDAN

Total Time **11:26.935** Avg Speed **94.584** Behind **17.649**
Best Time **1:52.278** Best Speed **96.446** On **6** Gp **a**

Lap	Elapsed Time	Lap Time	Lap Speed
1	2:00.100	2:00.100	90.165
2	3:53.605	1:53.505	95.404
3	5:46.594	1:52.989	95.839
4	7:39.344	1:52.750	96.043
5	9:34.657	1:55.313	93.908
6	11:26.935	1:52.278	96.446

6 52 James COWTON

Total Time **11:35.016** Avg Speed **93.484** Behind **25.730**
Best Time **1:54.189** Best Speed **94.832** On **6** Gp **a**

Lap	Elapsed Time	Lap Time	Lap Speed
1	1:59.709	1:59.709	90.459
2	3:55.593	1:55.884	93.445
3	5:50.137	1:54.544	94.538
4	7:45.652	1:55.515	93.744
5	9:40.827	1:55.175	94.020
6	11:35.016	1:54.189	94.832

7 74 Joey THOMPSON

Total Time **11:38.109** Avg Speed **93.070** Behind **28.823**
Best Time **1:51.819** Best Speed **96.842** On **6** Gp **a**

Lap	Elapsed Time	Lap Time	Lap Speed
1	2:03.655	2:03.655	87.573
2	4:00.708	1:57.053	92.512
3	5:55.839	1:55.131	94.056
4	7:51.271	1:55.432	93.811
5	9:46.290	1:55.019	94.148
6	11:38.109	1:51.819	96.842

8 17 Mark GOODINGS

Total Time **11:46.358** Avg Speed **91.983** Behind **37.072**
Best Time **1:54.770** Best Speed **94.352** On **3** Gp **b**

Lap	Elapsed Time	Lap Time	Lap Speed
1	2:03.217	2:03.217	87.884
2	3:59.013	1:55.796	93.516
3	5:53.783	1:54.770	94.352
4	7:51.736	1:57.953	91.806
5	9:48.704	1:56.968	92.579
6	11:46.358	1:57.654	92.039

ROADSIDE KIA ARMOY ROAD RACE

SUPERBIKE

Race 7 - Torquetronix Superbike Championship

Saturday, 29 July 2017

DETAILED RESULT



Race Classification

9 11 Dominic HERBERTSON

Total Time **11:53.796** Avg Speed **91.024** Behind **44.510**

Best Time **1:55.845** Best Speed **93.477** On **6** Gp **b**

Lap	Elapsed Time	Lap Time	Lap Speed
1	2:07.856	2:07.856	84.695
2	4:07.131	1:59.275	90.789
3	6:04.020	1:56.889	92.642
4	8:02.016	1:57.996	91.773
5	9:57.951	1:55.935	93.404
6	11:53.796	1:55.845	93.477

Race Classification

13 54 Sam JOHNSON

Total Time **12:23.761** Avg Speed **87.357** Behind **1:14.475**

Best Time **2:01.713** Best Speed **88.970** On **4** Gp **c**

Lap	Elapsed Time	Lap Time	Lap Speed
1	2:09.765	2:09.765	83.449
2	4:13.512	2:03.747	87.508
3	6:15.828	2:02.316	88.531
4	8:17.541	2:01.713	88.970
5	10:20.727	2:03.186	87.906
6	12:23.761	2:03.034	88.015

10 29 Forest DUNN

Total Time **12:16.562** Avg Speed **88.211** Behind **1:07.276**

Best Time **2:00.071** Best Speed **90.187** On **4** Gp **b**

Lap	Elapsed Time	Lap Time	Lap Speed
1	2:10.505	2:10.505	82.976
2	4:13.991	2:03.486	87.693
3	6:15.544	2:01.553	89.087
4	8:15.615	2:00.071	90.187
5	10:16.294	2:00.679	89.732
6	12:16.562	2:00.268	90.039

Not Classified

DNF 56 Adam McLEAN

Total Time **7:36.534** Avg Speed **94.878** Behind

Best Time **1:52.276** Best Speed **96.448** On **3** Gp **a**

Lap	Elapsed Time	Lap Time	Lap Speed
1	1:58.834	1:58.834	91.125
2	3:51.900	1:53.066	95.774
3	5:44.176	1:52.276	96.448
4	7:36.534	1:52.358	96.378

11 119 Kris DUNCAN

Total Time **12:16.927** Avg Speed **88.167** Behind **1:07.641**

Best Time **2:00.061** Best Speed **90.194** On **6** Gp **b**

Lap	Elapsed Time	Lap Time	Lap Speed
1	2:08.996	2:08.996	83.947
2	4:11.259	2:02.263	88.570
3	6:13.378	2:02.119	88.674
4	8:15.504	2:02.126	88.669
5	10:16.866	2:01.362	89.227
6	12:16.927	2:00.061	90.194

DNF 96 Andy FARRELL

Total Time **6:02.740** Avg Speed **89.558** Behind

Best Time **1:58.729** Best Speed **91.206** On **2** Gp **b**

Lap	Elapsed Time	Lap Time	Lap Speed
1	2:04.997	2:04.997	86.632
2	4:03.726	1:58.729	91.206
3	6:02.740	1:59.014	90.988

12 93 Paul CRANSTON

Total Time **12:20.928** Avg Speed **87.691** Behind **1:11.642**

Best Time **2:01.028** Best Speed **89.474** On **4** Gp **c**

Lap	Elapsed Time	Lap Time	Lap Speed
1	2:10.653	2:10.653	82.882
2	4:13.959	2:03.306	87.821
3	6:16.447	2:02.488	88.407
4	8:17.475	2:01.028	89.474
5	10:19.006	2:01.531	89.103
6	12:20.928	2:01.922	88.817

DNF 65 Michael SWEENEY

Total Time **4:00.710** Avg Speed **89.974** Behind

Best Time **1:57.161** Best Speed **92.427** On **2** Gp **a**

Lap	Elapsed Time	Lap Time	Lap Speed
1	2:03.549	2:03.549	87.648
2	4:00.710	1:57.161	92.427

DNF 164 Graham KENNEDY

Total Time **2:02.859** Avg Speed **88.140** Behind

Best Time Best Speed On Gp **b**

Lap	Elapsed Time	Lap Time	Lap Speed
1	2:02.859	2:02.859	88.140

ROADSIDE KIA ARMOY ROAD RACE

SUPERBIKE

Race 7 - Torquetronix Superbike Championship

LAP CHART

**1**

No	Name	Gp	Time of Day	Lap Time
86	Derek McGEE	a	14:13:03.809	1:56.624
3	Michael DUNLOP	a	14:13:04.597	1:57.412
56	Adam McLEAN	a	14:13:06.019	1:58.834
52	James COWTON	a	14:13:06.894	1:59.709
22	Paul JORDAN	a	14:13:07.285	2:00.100
174	Davey TODD	b	14:13:07.581	2:00.396
6	William DUNLOP	a	14:13:09.835	2:02.650
164	Graham KENNEDY	b	14:13:10.044	2:02.859
17	Mark GOODINGS	b	14:13:10.402	2:03.217
65	Michael SWEENEY	a	14:13:10.734	2:03.549
74	Joey THOMPSON	a	14:13:10.840	2:03.655
96	Andy FARRELL	b	14:13:12.182	2:04.997
11	Dominic HERBERTSON	b	14:13:15.041	2:07.856
119	Kris DUNCAN	b	14:13:16.181	2:08.996
54	Sam JOHNSON	c	14:13:16.950	2:09.765
29	Forest DUNN	b	14:13:17.690	2:10.505
93	Paul CRANSTON	c	14:13:17.838	2:10.653

2

No	Name	Gp	Time of Day	Lap Time
86	Derek McGEE	a	14:14:55.083	1:51.274
3	Michael DUNLOP	a	14:14:57.397	1:52.800
56	Adam McLEAN	a	14:14:59.085	1:53.066
22	Paul JORDAN	a	14:15:00.790	1:53.505
174	Davey TODD	b	14:15:02.196	1:54.615
52	James COWTON	a	14:15:02.778	1:55.884
6	William DUNLOP	a	14:15:03.813	1:53.978
17	Mark GOODINGS	b	14:15:06.198	1:55.796
74	Joey THOMPSON	a	14:15:07.893	1:57.053
65	Michael SWEENEY	a	14:15:07.895	1:57.161
96	Andy FARRELL	b	14:15:10.911	1:58.729
11	Dominic HERBERTSON	b	14:15:14.316	1:59.275
119	Kris DUNCAN	b	14:15:18.444	2:02.263
54	Sam JOHNSON	c	14:15:20.697	2:03.747
93	Paul CRANSTON	c	14:15:21.144	2:03.306
29	Forest DUNN	b	14:15:21.176	2:03.486

3

No	Name	Gp	Time of Day	Lap Time
86	Derek McGEE	a	14:16:46.613	1:51.530
3	Michael DUNLOP	a	14:16:48.157	1:50.760
56	Adam McLEAN	a	14:16:51.361	1:52.276
22	Paul JORDAN	a	14:16:53.779	1:52.989
174	Davey TODD	b	14:16:56.192	1:53.996
52	James COWTON	a	14:16:57.322	1:54.544
6	William DUNLOP	a	14:16:57.605	1:53.792
17	Mark GOODINGS	b	14:17:00.968	1:54.770
74	Joey THOMPSON	a	14:17:03.024	1:55.131
96	Andy FARRELL	b	14:17:09.925	1:59.014
11	Dominic HERBERTSON	b	14:17:11.205	1:56.889
119	Kris DUNCAN	b	14:17:20.563	2:02.119
29	Forest DUNN	b	14:17:22.729	2:01.553
54	Sam JOHNSON	c	14:17:23.013	2:02.316
93	Paul CRANSTON	c	14:17:23.632	2:02.488

4

No	Name	Gp	Time of Day	Lap Time
3	Michael DUNLOP	a	14:18:37.846	1:49.689
86	Derek McGEE	a	14:18:38.098	1:51.485
56	Adam McLEAN	a	14:18:43.719	1:52.358
22	Paul JORDAN	a	14:18:46.529	1:52.750
174	Davey TODD	b	14:18:49.136	1:52.944
6	William DUNLOP	a	14:18:50.922	1:53.317
52	James COWTON	a	14:18:52.837	1:55.515
74	Joey THOMPSON	a	14:18:58.456	1:55.432
17	Mark GOODINGS	b	14:18:58.921	1:57.953
11	Dominic HERBERTSON	b	14:19:09.201	1:57.996
119	Kris DUNCAN	b	14:19:22.689	2:02.126
29	Forest DUNN	b	14:19:22.800	2:00.071
93	Paul CRANSTON	c	14:19:24.660	2:01.028
54	Sam JOHNSON	c	14:19:24.726	2:01.713

5

No	Name	Gp	Time of Day	Lap Time
3	Michael DUNLOP	a	14:20:27.451	1:49.605
86	Derek McGEE	a	14:20:29.548	1:51.450
22	Paul JORDAN	a	14:20:41.842	1:55.313
174	Davey TODD	b	14:20:41.846	1:52.710
6	William DUNLOP	a	14:20:43.590	1:52.668
52	James COWTON	a	14:20:48.012	1:55.175
74	Joey THOMPSON	a	14:20:53.475	1:55.019
17	Mark GOODINGS	b	14:20:55.889	1:56.968
11	Dominic HERBERTSON	b	14:21:05.136	1:55.935
29	Forest DUNN	b	14:21:23.479	2:00.679
119	Kris DUNCAN	b	14:21:24.051	2:01.362
93	Paul CRANSTON	c	14:21:26.191	2:01.531
54	Sam JOHNSON	c	14:21:27.912	2:03.186

6

No	Name	Gp	Time of Day	Lap Time
3	Michael DUNLOP	a	14:22:16.471	1:49.020
86	Derek McGEE	a	14:22:21.158	1:51.610
174	Davey TODD	b	14:22:33.398	1:51.552
6	William DUNLOP	a	14:22:34.078	1:50.488
22	Paul JORDAN	a	14:22:34.120	1:52.278
52	James COWTON	a	14:22:42.201	1:54.189
74	Joey THOMPSON	a	14:22:45.294	1:51.819
17	Mark GOODINGS	b	14:22:53.543	1:57.654
11	Dominic HERBERTSON	b	14:23:00.981	1:55.845
29	Forest DUNN	b	14:23:23.747	2:00.268
119	Kris DUNCAN	b	14:23:24.112	2:00.061
93	Paul CRANSTON	c	14:23:28.113	2:01.922
54	Sam JOHNSON	c	14:23:30.946	2:03.034

ROAD RACE - IRISH SUPERBIKE

2017

Pos	No.	Name	Total	Diff	Gap	#1 #2 #3 #4 #5				
						R1	R1	R1	R1	R1
1	86	Derek McGEE	105	0	0	20	20	25	20	20
2	82	Derek SHEILS	88	17	17	25	25	13	25	x
3	65	Michael SWEENEY	64	41	24	16	16	16	16	x
4	22	Paul JORDAN	53	52	11	8	10	11	13	11
5	6	William DUNLOP	46	59	7	13	x	20	x	13
6	74	Davey TODD	33	72	13	x	11	6	x	16
7	71	Davy MORGAN	28	77	5	4	13	x	11	x
8	3	Michael DUNLOP	25	80	3	x	x	x	x	25
9	24	Graham KENNEDY	24	81	1	6	8	10	x	x
10	96	Andy FARRELL	23	82	1	3	6	5	9	x
11	52	James COWTON	21	84	2	11	x	x	x	10
12	75	Kevin FITZPATRICK	19	86	2	5	x	7	7	x
13	111	Brian McCORMACK	17	88	2	9	x	8	x	x
14	123	Darryl TWEED	15	90	2	x	5	x	10	x
15	11	Dominic HERBERTSON	14	91	1	7	x	x	x	7
16	55	Raymond CASEY	12	93	2	x	x	4	8	x
17	98	Michael WELDON	11	94	1	2	9	x	x	x
18	47	Alistair KIRK	10	95	1	10	x	x	x	x
19	29	Forest DUNN	10	95	0	x	x	x	4	6
20	62	Sean CONNOLLY	10	95	0	x	4	x	6	x
21	74	Joey THOMPSON	9	96	1	x	x	x	x	9
22	56	Adam McLEAN	9	96	0	x	x	9	x	x
23	17	Mark GOODINGS	8	97	1	x	x	x	x	8
24	27	Stephen CASEY	8	97	0	x	3	x	5	x
25	38	Steven PROCTER	7	98	1	x	7	x	x	x
26	119	Kris DUNCAN	5	100	2	x	x	x	x	5
27	93	Paul CRANSTON	4	101	1	x	x	x	x	4
28	54	Sam JOHNSON	3	102	1	x	x	x	x	3
29	5	Thomas MAXWELL	3	102	0	x	x	x	3	x
30	127	Paul BARRON	3	102	0	x	x	3	x	x
31	99	Paul FALLON	2	103	1	x	x	x	2	x
32	115	Damian HORAN	2	103	0	x	x	2	x	x
33	21	Alan CONNOR	2	103	0	x	2	x	x	x
34	10	James CHAWKE	2	103	0	x	x	1	1	x
35	164	Steve TOBIN	1	104	1	x	1	x	x	x
36	25	Matthew REES	1	104	0	1	x	x	x	x

Event Legend

#1	28/04/2017	KDM HIRE COOKSTOWN 100	#4	22/07/2017	FAUGHEEN 50
#2	30/06/2017	AXA COUNTRY CREST SKERRIES 100	#5	28/07/2017	ROADSIDE KIA ARMOY ROAD RACE
#3	08/07/2017	PRINCIPAL INSURANCE RACE OF THE SOUTH			

ROAD RACE - ULSTER SUPERBIKE

2017

Pos	No.	Name	Total	Diff	Gap	#1	#2
						R1	R1
1	86	Derek McGEE	40	0	0	20	20
2	6	William DUNLOP	26	14	14	13	13
3	3	Michael DUNLOP	25	15	1	x	25
	82	Derek SHEILS	25	15	0	25	x
5	52	James COWTON	21	19	4	11	10
6	22	Paul JORDAN	19	21	2	8	11
7	174	Davey TODD	16	24	3	x	16
	65	Michael SWEENEY	16	24	0	16	x
9	11	Dominic HERBERTSON	14	26	2	7	7
10	47	Alistair KIRK	10	30	4	10	x
11	74	Joey THOMPSON	9	31	1	x	9
12	111	Brian McCORMACK	9	31	0	9	x
13	17	Mark GOODINGS	8	32	1	x	8
14	29	Forest DUNN	6	34	2	x	6
15	24	Graham KENNEDY	6	34	0	6	x
16	119	Kris DUNCAN	5	35	1	x	5
17	75	Kevin FITZPATRICK	5	35	0	5	x
18	93	Paul CRANSTON	4	36	1	x	4
19	71	Davy MORGAN	4	36	0	4	x
20	54	Sam JOHNSON	3	37	1	x	3
21	96	Andy FARRELL	3	37	0	3	x
22	98	Michael WELDON	2	38	1	2	x
23	25	Matthew REES	1	39	1	1	x

Event Legend

#1 28/04/2017 KDM HIRE COOKSTOWN 100

#2 28/07/2017 ROADSIDE KIA ARMOY ROAD RACE