



ARMOY ROAD RACE

The Race of Legends

Friday 28th & Saturday 29th July 2017

promoted by
Armoy Motorcycle Road Racing Club
www.amrrc.com

FAY STEWART CLASSIC



2&4
WHEEL MOTORSPORT
STEERING GROUP LTD.

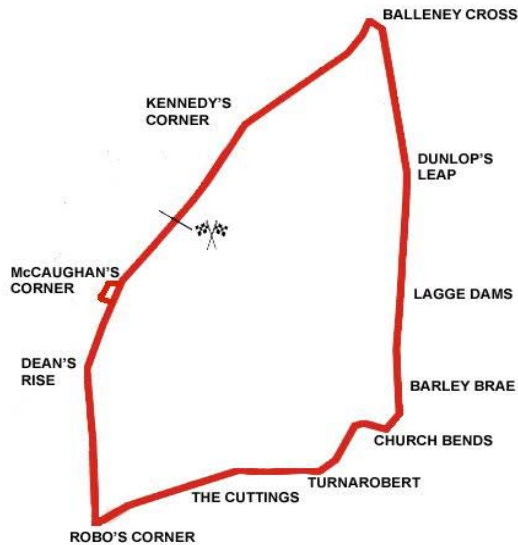


Causeway
Coast & Glens
Borough Council



tourism
northernireland

Armoey Circuit 3.008 miles



Lap Records

Class	Rider	Machine	m s	mph	Year
125cc	William Dunlop	Honda	2 02.397	88.473	2010
Moto 3	Christian Elkin	Honda 250	2 03.375	87.771	2014
250cc	Michael Sweeney	Honda	1 52.439	96.308	2013
Lightweight Supersport	Seamus Elliott	Yamaha 400	1 56.932	92.608	2015
Supertwin	Ryan Farquhar	Kawasaki	1 50.379	98.106	2015
Supersport	William Dunlop	Yamaha	1 43.834	104.290	2015
Superbike	Michael Dunlop	Honda	1 41.382	106.812	2013
Senior Support	Connor Behan	Kawasaki 636	1 50.783	97.748	2013
Junior Support	Mark Hanna	Kawasaki 650	1 54.969	94.189	2013
Classic 1000cc	Robert McCrum	Norton Weslake 950	2 06.649	85.502	2013
Classic 500cc	Richard Lambourne	Norton	2 10.738	82.828	2013
Classic 350cc	Barry Davidson	Honda	2 14.308	80.627	2016
Classic 250cc	Kevin Strowger	Suzuki	2 18.625	78.116	2013
Forgotten Era	Gary Miller	Yamaha 347	2 17.298	78.871	2016

MOST WINS at ARMOY ROAD RACE

Michael Dunlop	14	2009-16	(125-1, 250-1, Supersport-2, Superbike-10)
Ryan Farquhar	12	2009-15	(450-3, Supertwin-5, Supersport-1, Superbike-3)
William Dunlop	11	2010-16	(125-2, 250-3, Supersport-6)
Barry Davidson	5	2012-16	(Classic 350-5)
Allan Brew	3	2009-13	(Classic 350-1, Classic 500-2)
Robert McCrum	3	2010-14	(Classic 1000-3)
Philip Shaw	3	2010-15	(Classic 250-3)
Richard Ford	3	2011-15	(Classic 1000-3)
Guy Martin	3	2014-15	(Supersport-1, Superbike-2)
Christian Elkin	3	2013-16	(Moto 3-3)

MOST WINS AT ALL IRISH ROAD RACE MEETINGS (after Faughen 50 2017)

Ryan Farquhar	211	1995-16
Joey Dunlop	156	1971-00
Robert Dunlop	135	1980-08
William Dunlop	119	2005-17
Ray McCullough	109	1960-82
Phillip McCallen	109	1987-99
Michael Dunlop	97	2006-16
Brian Reid	78	1980-94
Darran Lindsay	74	1999-06
James Courtney	66	1992-99

ROADSIDE KIA ARMOY ROAD RACE

CLASSIC

Classic Qualifying

Friday, 28 July 2017




Pos	Class	No	Name	Machine / Sponsor	----- Best Lap -----			On	Laps
					Time	Behind	Speed		
Qualifying Classification									
1	C350	40	Barry DAVIDSON	Honda 349 - Dempster Racing	2:20.291		77.188	5	5
2	C500	66	Ed MANLY	Seeley G50 496	2:24.798	4.507	74.786	3	5
3	C500	10	Wattie BROWN	Manx Norton 500 - ACP	2:25.372	5.081	74.490	5	5
4	C250	12	Richard FORD	Suzuki 247 - Bob Jackson Racing	2:27.581	7.290	73.375	5	5
5	C250	87	Brian MATEER	Suzuki 250 - Sulby Glen Hotel	2:28.279	7.988	73.030	4	5
6	C350	72	Bryan ALLAN	Honda 350	2:30.193	9.902	72.099	4	4
7	C500	2	Freddie STEWART	Honda 500	2:30.988	10.697	71.720	5	5
8	C500	59	Andy KILDEA	Drixton Honda 450	2:31.227	10.936	71.606	5	5
9	C350	134	Sean LEONARD	Drixton Honda 350 - SLR	2:32.717	12.426	70.908	5	5
10	C350	73	Linton IRWIN	Honda 350	2:33.772	13.481	70.421	3	5
11	C350	55	Jonathan DORAN	Honda 350	2:34.141	13.850	70.253	3	5
12	C250	76	Philip SHAW	Suzuki 250	2:34.423	14.132	70.124	2	4
13	C350	4	George STINSON	Honda 350	2:36.508	16.217	69.190	4	5
14	C500	50	Martin LYONS	Honda 500 - Ewing Racing	2:36.990	16.699	68.978	4	5
15	C500	6	Antony NICHOLLS	Manx Norton 500 - Summerfield Petty	2:37.712	17.421	68.662	2	5
16	C500	26	David CARLETON	Drixton Honda 500	2:39.092	18.801	68.066	4	5
17	C350	63	Ian THOMPSON (R)	Honda 350 - MB	2:39.474	19.183	67.903	4	5
18	C250	20	Gary HUTTON	Honda 198 - Dempster Racing	2:43.648	23.357	66.171	5	5
19	C350	300	Bill SMYTH	Ducati 340	2:43.757	23.466	66.127	4	4
20	C250	78	Ken PARKES	Honda 198	2:47.980	27.689	64.465	5	5
21	C350	44	Sean HENRY	Drixton Honda 350 - HMS	2:51.540	31.249	63.127	3	5
22	C250	57	David CRAWFORD	Honda 250	2:51.774	31.483	63.041	4	4
23	C350	182	Roger CHEN	Honda 350	2:56.806	36.515	61.247	4	4
24	C250	30	Robert WRIGHT	Honda 250	3:04.809	44.518	58.595	4	4
25	C500	677	Kevin CALLAN	Seeley G50 500	3:06.456	46.165	58.077	2	4
26	C250	69	Allen GIBSON	Suzuki 210	3:13.905	53.614	55.846	3	3
27	C250	34	Trevor STEWART	Honda 250 - TJR Racing	3:18.843	58.552	54.459	4	4
28	C350	15	Dave BROUGH	Honda 350 - Albion Inn Racing	3:19.988	59.697	54.147	4	4

No 72 - TRANSPONDER NOT DETECTED

Provisional result to be confirmed by the Stewards of the Meeting subject to completion of technical inspections & the time limit for protests

Page 1 / 1

Circuit	Armoey	Signed		Organising Club	Armoey MRRC
Length(miles)	3.0080		Chief Timekeeper	Qualifying Started	15:50
Weather	Sunny	Issued At:	16:10		
Track	Mainly Dry				



ROADSIDE KIA ARMOY ROAD RACE

CLASSIC

Classic Qualifying

Friday, 28 July 2017

DETAILED RESULT



Qualifying Classification

Position

1 40 Barry DAVIDSON

C350			Behind		
Best Time	2:20.291	Best Speed	77.188	On	5 Gp
<i>Lap</i>	<i>Elapsed Time</i>	<i>Lap Time</i>		<i>Lap Speed</i>	
1	3:36.487	3:36.487		50.021	
2	6:05.651	2:29.164		72.597	
3	8:28.309	2:22.658		75.907	
4	10:52.782	2:24.473		74.954	
5	13:13.073	2:20.291		77.188	

2 66 Ed MANLY

C500			Behind		4.507
Best Time	2:24.798	Best Speed	74.786	On	3 Gp
<i>Lap</i>	<i>Elapsed Time</i>	<i>Lap Time</i>		<i>Lap Speed</i>	
1	2:49.164	2:49.164		64.014	
2	5:18.314	2:29.150		72.603	
3	7:43.112	2:24.798		74.786	
4	10:09.458	2:26.346		73.995	
5	12:36.830	2:27.372		73.479	

3 10 Wattie BROWN

C500			Behind		5.081
Best Time	2:25.372	Best Speed	74.490	On	5 Gp
<i>Lap</i>	<i>Elapsed Time</i>	<i>Lap Time</i>		<i>Lap Speed</i>	
1	3:07.537	3:07.537		57.742	
2	5:39.012	2:31.475		71.489	
3	8:07.885	2:28.873		72.739	
4	10:35.797	2:27.912		73.211	
5	13:01.169	2:25.372		74.490	

4 12 Richard FORD

C250			Behind		7.290
Best Time	2:27.581	Best Speed	73.375	On	5 Gp
<i>Lap</i>	<i>Elapsed Time</i>	<i>Lap Time</i>		<i>Lap Speed</i>	
1	3:54.790	3:54.790		46.121	
2	6:35.216	2:40.426		67.500	
3	9:06.783	2:31.567		71.446	
4	11:40.350	2:33.567		70.515	
5	14:07.931	2:27.581		73.375	

Qualifying Classification

Position

5 87 Brian MATEER

C250			Behind		7.988
Best Time	2:28.279	Best Speed	73.030	On	4 Gp
<i>Lap</i>	<i>Elapsed Time</i>	<i>Lap Time</i>		<i>Lap Speed</i>	
1	3:25.047	3:25.047		52.811	
2	6:00.995	2:35.948		69.439	
3	8:30.565	2:29.570		72.400	
4	10:58.844	2:28.279		73.030	
5	13:32.485	2:33.641		70.481	

6 72 Bryan ALLAN

C350			Behind		9.902
Best Time	2:30.193	Best Speed	72.099	On	4 Gp
<i>Lap</i>	<i>Elapsed Time</i>	<i>Lap Time</i>		<i>Lap Speed</i>	
1	6:29.209	6:29.209		27.823	
2	9:02.364	2:33.155		70.705	
3	11:40.180	2:37.816		68.617	
4	14:10.373	2:30.193		72.099	

7 2 Freddie STEWART

C500			Behind		10.697
Best Time	2:30.988	Best Speed	71.720	On	5 Gp
<i>Lap</i>	<i>Elapsed Time</i>	<i>Lap Time</i>		<i>Lap Speed</i>	
1	2:50.105	2:50.105		63.660	
2	5:25.674	2:35.569		69.608	
3	7:59.852	2:34.178		70.236	
4	10:35.250	2:35.398		69.684	
5	13:06.238	2:30.988		71.720	

8 59 Andy KILDEA

C500			Behind		10.936
Best Time	2:31.227	Best Speed	71.606	On	5 Gp
<i>Lap</i>	<i>Elapsed Time</i>	<i>Lap Time</i>		<i>Lap Speed</i>	
1	2:55.515	2:55.515		61.697	
2	5:32.770	2:37.255		68.861	
3	8:09.728	2:36.958		68.992	
4	10:43.037	2:33.309		70.634	
5	13:14.264	2:31.227		71.606	

ROADSIDE KIA ARMOY ROAD RACE

CLASSIC

Classic Qualifying

Friday, 28 July 2017

DETAILED RESULT



Qualifying Classification

Position

9 134 Sean LEONARD

C350 Behind 12.426

Best Time 2:32.717 Best Speed 70.908 On 5 Gp

Lap	Elapsed Time	Lap Time	Lap Speed
1	2:44.280	2:44.280	65.917
2	5:18.329	2:34.049	70.295
3	7:51.182	2:32.853	70.845
4	10:27.556	2:36.374	69.249
5	13:00.273	2:32.717	70.908

Qualifying Classification

Position

13 4 George STINSON

C350 Behind 16.217

Best Time 2:36.508 Best Speed 69.190 On 4 Gp

Lap	Elapsed Time	Lap Time	Lap Speed
1	3:10.365	3:10.365	56.884
2	5:54.509	2:44.144	65.971
3	8:34.168	2:39.659	67.825
4	11:10.676	2:36.508	69.190
5	13:48.322	2:37.646	68.691

10 73 Linton IRWIN

C350 Behind 13.481

Best Time 2:33.772 Best Speed 70.421 On 3 Gp

Lap	Elapsed Time	Lap Time	Lap Speed
1	3:06.310	3:06.310	58.122
2	5:40.974	2:34.664	70.015
3	8:14.746	2:33.772	70.421
4	10:52.436	2:37.690	68.671
5	13:27.622	2:35.186	69.779

14 50 Martin LYONS

C500 Behind 16.699

Best Time 2:36.990 Best Speed 68.978 On 4 Gp

Lap	Elapsed Time	Lap Time	Lap Speed
1	3:40.638	3:40.638	49.079
2	6:26.037	2:45.399	65.471
3	9:06.257	2:40.220	67.587
4	11:43.247	2:36.990	68.978
5	14:20.487	2:37.240	68.868

11 55 Jonathan DORAN

C350 Behind 13.850

Best Time 2:34.141 Best Speed 70.253 On 3 Gp

Lap	Elapsed Time	Lap Time	Lap Speed
1	3:42.699	3:42.699	48.625
2	6:27.923	2:45.224	65.540
3	9:02.064	2:34.141	70.253
4	11:41.325	2:39.261	67.994
5	14:15.758	2:34.433	70.120

15 6 Antony NICHOLLS

C500 Behind 17.421

Best Time 2:37.712 Best Speed 68.662 On 2 Gp

Lap	Elapsed Time	Lap Time	Lap Speed
1	2:50.495	2:50.495	63.514
2	5:28.207	2:37.712	68.662
3	8:09.132	2:40.925	67.291
4	10:50.414	2:41.282	67.142
5	13:31.847	2:41.433	67.079

12 76 Philip SHAW

C250 Behind 14.132

Best Time 2:34.423 Best Speed 70.124 On 2 Gp

Lap	Elapsed Time	Lap Time	Lap Speed
1	3:24.101	3:24.101	53.056
2	5:58.524	2:34.423	70.124
3	8:34.706	2:36.182	69.334
4	11:11.020	2:36.314	69.276

16 26 David CARLETON

C500 Behind 18.801

Best Time 2:39.092 Best Speed 68.066 On 4 Gp

Lap	Elapsed Time	Lap Time	Lap Speed
1	3:34.925	3:34.925	50.384
2	6:21.008	2:46.083	65.201
3	9:01.628	2:40.620	67.419
4	11:40.720	2:39.092	68.066
5	14:21.417	2:40.697	67.386

ROADSIDE KIA ARMOY ROAD RACE

CLASSIC

Classic Qualifying

Friday, 28 July 2017

DETAILED RESULT



Qualifying Classification

Position

17	63 Ian THOMPSON (R)			
C350		Behind	19.183	
Best Time	2:39.474	Best Speed	67.903	On 4 Gp
<i>Lap</i>	<i>Elapsed Time</i>	<i>Lap Time</i>	<i>Lap Speed</i>	
1	3:07.181	3:07.181	57.852	
2	5:48.640	2:41.459	67.068	
3	8:29.328	2:40.688	67.390	
4	11:08.802	2:39.474	67.903	
5	13:52.498	2:43.696	66.152	

18 20 Gary HUTTON

C250		Behind	23.357	
Best Time	2:43.648	Best Speed	66.171	On 5 Gp
<i>Lap</i>	<i>Elapsed Time</i>	<i>Lap Time</i>	<i>Lap Speed</i>	
1	3:36.357	3:36.357	50.051	
2	6:28.879	2:52.522	62.768	
3	9:14.376	2:45.497	65.432	
4	12:00.601	2:46.225	65.145	
5	14:44.249	2:43.648	66.171	

19 300 Bill SMYTH

C350		Behind	23.466	
Best Time	2:43.757	Best Speed	66.127	On 4 Gp
<i>Lap</i>	<i>Elapsed Time</i>	<i>Lap Time</i>	<i>Lap Speed</i>	
1	3:42.422	3:42.422	48.686	
2	6:35.038	2:52.616	62.733	
3	9:21.765	2:46.727	64.949	
4	12:05.522	2:43.757	66.127	

20 78 Ken PARKES

C250		Behind	27.689	
Best Time	2:47.980	Best Speed	64.465	On 5 Gp
<i>Lap</i>	<i>Elapsed Time</i>	<i>Lap Time</i>	<i>Lap Speed</i>	
1	3:14.482	3:14.482	55.680	
2	6:06.606	2:52.124	62.913	
3	8:58.174	2:51.568	63.117	
4	11:46.910	2:48.736	64.176	
5	14:34.890	2:47.980	64.465	

Qualifying Classification

Position

21	44 Sean HENRY			
C350		Behind	31.249	
Best Time	2:51.540	Best Speed	63.127	On 3 Gp
<i>Lap</i>	<i>Elapsed Time</i>	<i>Lap Time</i>	<i>Lap Speed</i>	
1	3:13.608	3:13.608	55.932	
2	6:05.790	2:52.182	62.892	
3	8:57.330	2:51.540	63.127	
4	11:51.395	2:54.065	62.211	
5	14:44.357	2:52.962	62.608	

22 57 David CRAWFORD

C250		Behind	31.483	
Best Time	2:51.774	Best Speed	63.041	On 4 Gp
<i>Lap</i>	<i>Elapsed Time</i>	<i>Lap Time</i>	<i>Lap Speed</i>	
1	4:03.273	4:03.273	44.513	
2	7:05.134	3:01.861	59.544	
3	10:01.005	2:55.871	61.572	
4	12:52.779	2:51.774	63.041	

23 182 Roger CHEN

C350		Behind	36.515	
Best Time	2:56.806	Best Speed	61.247	On 4 Gp
<i>Lap</i>	<i>Elapsed Time</i>	<i>Lap Time</i>	<i>Lap Speed</i>	
1	3:32.320	3:32.320	51.002	
2	6:36.598	3:04.278	58.763	
3	9:43.670	3:07.072	57.886	
4	12:40.476	2:56.806	61.247	

24 30 Robert WRIGHT

C250		Behind	44.518	
Best Time	3:04.809	Best Speed	58.595	On 4 Gp
<i>Lap</i>	<i>Elapsed Time</i>	<i>Lap Time</i>	<i>Lap Speed</i>	
1	3:44.075	3:44.075	48.327	
2	6:49.182	3:05.107	58.500	
3	9:56.740	3:07.558	57.736	
4	13:01.549	3:04.809	58.595	

25 677 Kevin CALLAN

C500		Behind	46.165	
Best Time	3:06.456	Best Speed	58.077	On 2 Gp
<i>Lap</i>	<i>Elapsed Time</i>	<i>Lap Time</i>	<i>Lap Speed</i>	
1	3:29.425	3:29.425	51.707	
2	6:35.881	3:06.456	58.077	
3	9:43.610	3:07.729	57.683	
4	12:53.260	3:09.650	57.099	

ROADSIDE KIA ARMOY ROAD RACE

CLASSIC

Classic Qualifying

Friday, 28 July 2017

DETAILED RESULT



Qualifying Classification

Position

26 69 Allen GIBSON

C250 Behind **53.614**

Best Time **3:13.905** Best Speed **55.846** On **3** Gp

Lap	Elapsed Time	Lap Time	Lap Speed
1	4:00.242	4:00.242	45.075
2	7:20.721	3:20.479	54.015
3	10:34.626	3:13.905	55.846

27 34 Trevor STEWART

C250 Behind **58.552**

Best Time **3:18.843** Best Speed **54.459** On **4** Gp

Lap	Elapsed Time	Lap Time	Lap Speed
1	3:57.674	3:57.674	45.562
2	7:32.317	3:34.643	50.450
3	10:56.054	3:23.737	53.151
4	14:14.897	3:18.843	54.459

28 15 Dave BROUGH

C350 Behind **59.697**

Best Time **3:19.988** Best Speed **54.147** On **4** Gp

Lap	Elapsed Time	Lap Time	Lap Speed
1	4:02.445	4:02.445	44.665
2	7:32.610	3:30.165	51.525
3	10:57.063	3:24.453	52.965
4	14:17.051	3:19.988	54.147

ROADSIDE KIA ARMOY ROAD RACE

CLASSIC
 R6: Fay Stewart Classic
 Race (7 Laps)

ArmoY 3.008 miles
 29/07/2017 13:00

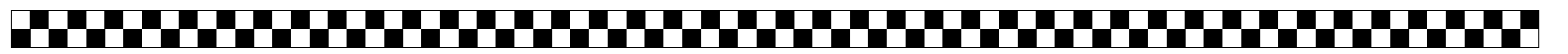
RACE 6 - CLASSIC

No 69 - SUBJECT TO COMPLETING 2 MORE PRACTICE LAPS

Reserve - 15

			34		12
69	677	A	30		11
C	B		A		
	182		57		10
	B		A		
44	78		300	C	9
C	B		A		
<hr/>					
			20		8
63	26	A	6		7
C	B		A		
	50		4		6
	B		A		
76	55		73	B	5
C	B		A		
<hr/>					
			134		4
59	2	A	72		3
C	B		A		
	87		12		2
	B		A		
10	66		40	A	1
C	B		A		

POLE POSITION



Promoted by ArmoY MRRC

Orbits

Provisional result to be confirmed by the Stewards of the Meeting subject to the completion of technical inspections and the time limit for protests
 MCUI (Ulster Centre) Timing @ www.elaps-timing.com



Ride on Delta Seven

ROADSIDE KIA ARMOY ROAD RACE

CLASSIC

Race 6 - Fay Stewart Classic Final Result

Saturday, 29 July 2017



Pos	Class	No	Name	Machine / Sponsor	Gp	Laps	Total Time	Behind	Speed	-----Best Lap-----		
										Time	Speed	On
Race Classification												
1	C500	66	Ed MANLY	Seeley G50 496	a	4	8:51.761		81.456	2:11.049	82.632	3
2	C500	10	Wattie BROWN	Manx Norton 500 - ACP	a	4	9:05.857	14.096	79.353	2:14.692	80.397	3
3	C350	40	Barry DAVIDSON	Honda 349 - Dempster Racing	a	4	9:11.333	19.572	78.564	2:15.457	79.943	2
4	C500	2	Freddie STEWART	Honda 500	a	4	9:18.640	26.879	77.537	2:18.328	78.284	3
5	C250	12	Richard FORD	Suzuki 247 - Bob Jackson Racing	a	4	9:20.240	28.479	77.315	2:16.465	79.352	4
6	C250	87	Brian MATEER	Suzuki 250 - Sulby Glen Hotel	a	4	9:22.673	30.912	76.981	2:17.626	78.683	3
7	C250	76	Philip SHAW	Suzuki 250	b	4	9:43.941	52.180	74.177	2:22.575	75.952	3
8	C500	26	David CARLETON	Drixton Honda 500	b	4	9:46.050	54.289	73.910	2:24.198	75.097	4
9	C250	50	Martin LYONS	Suzuki 250	b	4	9:47.037	55.276	73.786	2:24.677	74.848	4
10	C350	134	Sean LEONARD	Drixton Honda 350 - SLR	a	4	9:47.616	55.855	73.713	2:24.265	75.062	4
11	C350	63	Ian THOMPSON (R)	Honda 350 - MB	b	4	9:50.550	58.789	73.347	2:23.815	75.297	4
12	C350	72	Bryan ALLAN	Honda 350	a	4	9:50.882	59.121	73.306	2:23.062	75.693	4
13	C350	73	Linton IRWIN	Honda 350	b	4	9:54.336	1:02.575	72.880	2:24.335	75.025	4
14	C500	6	Antony NICHOLLS	Manx Norton 500 - Summerfield Petty	b	4	9:54.547	1:02.786	72.854	2:25.758	74.293	4
15	C350	55	Jonathan DORAN	Honda 350	b	4	10:04.945	1:13.184	71.602	2:28.571	72.886	2
16	C350	44	Sean HENRY	Drixton Honda 350 - HMS	b	4	10:27.015	1:35.254	69.082	2:33.011	70.771	2
17	C500	677	Kevin CALLAN	Seeley G50 500	c	4	10:39.000	1:47.239	67.786	2:37.613	68.705	4
18	C250	20	Gary HUTTON	Honda 198 - Dempster Racing	c	4	10:52.291	2:00.530	66.405	2:38.982	68.113	2
19	C350	182	Roger CHEN	Honda 350	c	4	10:56.668	2:04.907	65.962	2:39.780	67.773	4
20	C250	78	Ken PARKES	Honda 198	c	4	10:58.863	2:07.102	65.742	2:40.537	67.454	4
21	C250	57	David CRAWFORD	Honda 250	c	3	8:25.005	1 Lap	64.329	2:41.273	67.146	2
22	C250	34	Trevor STEWART	Honda 250 - TJR Racing	c	3	9:45.148	1 Lap	55.518	3:09.598	57.115	3


Fastest Lap

C500	66	Ed MANLY	Seeley G50 496	2:11.049	82.632	3
------	----	----------	----------------	----------	--------	---

New Lap Record for C250 by Richard FORD

Provisional result to be confirmed by the Stewards of the Meeting subject to completion of technical inspections & the time limit for protests

Page 1 / 1

Circuit	ArmoY	Signed	 Chief Timekeeper	Organising Club	ArmoY MRRC
Length(miles)	3.0080			Race Started	13:09
Weather	Cloudy			Gp Time Diff - b 15.18 / c 31.67	
Track	Dry	Issued At:	13:26		



ROADSIDE KIA ARMOY ROAD RACE

CLASSIC

Race 6 - Fay Stewart Classic Part 1

Saturday, 29 July 2017

DETAILED RESULT



Race Classification

1 66 Ed MANLY

Total Time **6:47.694** Avg Speed **79.683** Behind
Best Time **2:12.690** Best Speed **81.610** On **3** Gp **a**

Lap	Elapsed Time	Lap Time	Lap Speed
1	2:20.533	2:20.533	77.055
2	4:35.004	2:14.471	80.529
3	6:47.694	2:12.690	81.610

2 10 Wattie BROWN

Total Time **6:54.417** Avg Speed **78.391** Behind **6.723**
Best Time **2:15.434** Best Speed **79.956** On **2** Gp **a**

Lap	Elapsed Time	Lap Time	Lap Speed
1	2:21.326	2:21.326	76.623
2	4:36.760	2:15.434	79.956
3	6:54.417	2:17.657	78.665

3 40 Barry DAVIDSON

Total Time **6:54.917** Avg Speed **78.296** Behind **7.223**
Best Time **2:16.816** Best Speed **79.149** On **2** Gp **a**

Lap	Elapsed Time	Lap Time	Lap Speed
1	2:20.528	2:20.528	77.058
2	4:37.344	2:16.816	79.149
3	6:54.917	2:17.573	78.713

4 2 Freddie STEWART

Total Time **7:06.327** Avg Speed **76.201** Behind **18.633**
Best Time **2:20.381** Best Speed **77.139** On **3** Gp **a**

Lap	Elapsed Time	Lap Time	Lap Speed
1	2:25.214	2:25.214	74.571
2	4:45.946	2:20.732	76.946
3	7:06.327	2:20.381	77.139

5 12 Richard FORD

Total Time **7:09.365** Avg Speed **75.662** Behind **21.671**
Best Time **2:19.425** Best Speed **77.668** On **2** Gp **a**

Lap	Elapsed Time	Lap Time	Lap Speed
1	2:29.296	2:29.296	72.532
2	4:48.721	2:19.425	77.668
3	7:09.365	2:20.644	76.994

Race Classification

6 87 Brian MATEER

Total Time **7:10.926** Avg Speed **75.387** Behind **23.232**
Best Time **2:20.635** Best Speed **76.999** On **3** Gp **a**

Lap	Elapsed Time	Lap Time	Lap Speed
1	2:28.853	2:28.853	72.748
2	4:50.291	2:21.438	76.562
3	7:10.926	2:20.635	76.999

7 59 Andy KILDEA

Total Time **7:19.712** Avg Speed **73.881** Behind **32.018**
Best Time **2:23.446** Best Speed **75.490** On **2** Gp **a**

Lap	Elapsed Time	Lap Time	Lap Speed
1	2:32.503	2:32.503	71.007
2	4:55.949	2:23.446	75.490
3	7:19.712	2:23.763	75.324

8 134 Sean LEONARD

Total Time **7:26.534** Avg Speed **72.752** Behind **38.840**
Best Time **2:25.676** Best Speed **74.335** On **3** Gp **a**

Lap	Elapsed Time	Lap Time	Lap Speed
1	2:34.479	2:34.479	70.099
2	5:00.858	2:26.379	73.978
3	7:26.534	2:25.676	74.335

9 72 Bryan ALLAN

Total Time **7:26.929** Avg Speed **72.688** Behind **39.235**
Best Time **2:26.463** Best Speed **73.935** On **3** Gp **a**

Lap	Elapsed Time	Lap Time	Lap Speed
1	2:32.846	2:32.846	70.848
2	5:00.466	2:27.620	73.356
3	7:26.929	2:26.463	73.935

10 76 Philip SHAW

Total Time **7:26.981** Avg Speed **72.680** Behind **39.287**
Best Time **2:23.836** Best Speed **75.286** On **3** Gp **b**

Lap	Elapsed Time	Lap Time	Lap Speed
1	2:36.114	2:36.114	69.365
2	5:03.145	2:27.031	73.650
3	7:26.981	2:23.836	75.286

ROADSIDE KIA ARMOY ROAD RACE

CLASSIC

Race 6 - Fay Stewart Classic Part 1

Saturday, 29 July 2017

DETAILED RESULT



Race Classification

11 50 Martin LYONS

Total Time **7:30.179** Avg Speed **72.163** Behind **42.485**
Best Time **2:26.497** Best Speed **73.918** On **3** Gp **b**

Lap	Elapsed Time	Lap Time	Lap Speed
1	2:34.926	2:34.926	69.897
2	5:03.682	2:28.756	72.796
3	7:30.179	2:26.497	73.918

12 55 Jonathan DORAN

Total Time **7:34.588** Avg Speed **71.463** Behind **46.894**
Best Time **2:29.763** Best Speed **72.306** On **2** Gp **b**

Lap	Elapsed Time	Lap Time	Lap Speed
1	2:34.158	2:34.158	70.245
2	5:03.921	2:29.763	72.306
3	7:34.588	2:30.667	71.872

13 26 David CARLETON

Total Time **7:39.424** Avg Speed **70.711** Behind **51.730**
Best Time **2:29.740** Best Speed **72.317** On **2** Gp **b**

Lap	Elapsed Time	Lap Time	Lap Speed
1	2:38.482	2:38.482	68.328
2	5:08.222	2:29.740	72.317
3	7:39.424	2:31.202	71.618

14 6 Antony NICHOLLS

Total Time **7:42.714** Avg Speed **70.208** Behind **55.020**
Best Time **2:30.690** Best Speed **71.861** On **3** Gp **b**

Lap	Elapsed Time	Lap Time	Lap Speed
1	2:39.691	2:39.691	67.811
2	5:12.024	2:32.333	71.086
3	7:42.714	2:30.690	71.861

15 63 Ian THOMPSON (R)

Total Time **7:44.259** Avg Speed **69.975** Behind **56.565**
Best Time **2:30.550** Best Speed **71.928** On **3** Gp **b**

Lap	Elapsed Time	Lap Time	Lap Speed
1	2:41.003	2:41.003	67.258
2	5:13.709	2:32.706	70.913
3	7:44.259	2:30.550	71.928

Race Classification

16 73 Linton IRWIN

Total Time **7:44.860** Avg Speed **69.884** Behind **57.166**
Best Time **2:30.601** Best Speed **71.904** On **3** Gp **b**

Lap	Elapsed Time	Lap Time	Lap Speed
1	2:38.980	2:38.980	68.114
2	5:14.259	2:35.279	69.738
3	7:44.860	2:30.601	71.904

17 44 Sean HENRY

Total Time **5:24.236** Avg Speed **66.796** Behind **1 Lap**
Best Time **2:37.672** Best Speed **68.679** On **2** Gp **c**

Lap	Elapsed Time	Lap Time	Lap Speed
1	2:46.564	2:46.564	65.013
2	5:24.236	2:37.672	68.679

18 300 Bill SMYTH

Total Time **5:27.723** Avg Speed **66.085** Behind **1 Lap**
Best Time **2:40.539** Best Speed **67.453** On **2** Gp **c**

Lap	Elapsed Time	Lap Time	Lap Speed
1	2:47.184	2:47.184	64.772
2	5:27.723	2:40.539	67.453

19 20 Gary HUTTON

Total Time **5:28.917** Avg Speed **65.845** Behind **1 Lap**
Best Time **2:40.952** Best Speed **67.280** On **2** Gp **b**

Lap	Elapsed Time	Lap Time	Lap Speed
1	2:47.965	2:47.965	64.471
2	5:28.917	2:40.952	67.280

20 677 Kevin CALLAN

Total Time **5:32.950** Avg Speed **65.048** Behind **1 Lap**
Best Time **2:41.522** Best Speed **67.042** On **2** Gp **c**

Lap	Elapsed Time	Lap Time	Lap Speed
1	2:51.428	2:51.428	63.168
2	5:32.950	2:41.522	67.042

21 57 David CRAWFORD

Total Time **5:40.104** Avg Speed **63.679** Behind **1 Lap**
Best Time **2:43.059** Best Speed **66.410** On **2** Gp **c**

Lap	Elapsed Time	Lap Time	Lap Speed
1	2:57.045	2:57.045	61.164
2	5:40.104	2:43.059	66.410

ROADSIDE KIA ARMOY ROAD RACE

CLASSIC

Race 6 - Fay Stewart Classic Part 1

Saturday, 29 July 2017

DETAILED RESULT



Race Classification

22 78 Ken PARKES

Total Time **5:40.955** Avg Speed **63.520** Behind **1 Lap**

Best Time **2:43.423** Best Speed **66.262** On **2** Gp **c**

Lap	Elapsed Time	Lap Time	Lap Speed
1	2:57.532	2:57.532	60.996
2	5:40.955	2:43.423	66.262

23 182 Roger CHEN

Total Time **5:45.890** Avg Speed **62.614** Behind **1 Lap**

Best Time **2:49.453** Best Speed **63.904** On **2** Gp **c**

Lap	Elapsed Time	Lap Time	Lap Speed
1	2:56.437	2:56.437	61.375
2	5:45.890	2:49.453	63.904

24 34 Trevor STEWART

Total Time **6:45.700** Avg Speed **53.383** Behind **1 Lap**

Best Time **3:18.006** Best Speed **54.689** On **2** Gp **c**

Lap	Elapsed Time	Lap Time	Lap Speed
1	3:27.694	3:27.694	52.138
2	6:45.700	3:18.006	54.689

Not Classified

DNF 30 Robert WRIGHT

Total Time **6:01.634** Avg Speed **59.888** Behind

Best Time **2:54.769** Best Speed **61.961** On **2** Gp **c**

Lap	Elapsed Time	Lap Time	Lap Speed
1	3:06.865	3:06.865	57.950
2	6:01.634	2:54.769	61.961

ROADSIDE KIA ARMOY ROAD RACE

CLASSIC

Race 6 - Fay Stewart Classic Final Result

Saturday, 29 July 2017

DETAILED RESULT



Race Classification

1 66 Ed MANLY

Total Time **8:51.761** Avg Speed **81.456** Behind
Best Time **2:11.049** Best Speed **82.632** On **3** Gp **a**

Lap	Elapsed Time	Lap Time	Lap Speed
1	2:17.113	2:17.113	78.977
2	4:28.962	2:11.849	82.130
3	6:40.011	2:11.049	82.632
4	8:51.761	2:11.750	82.192

2 10 Wattie BROWN

Total Time **9:05.857** Avg Speed **79.353** Behind **14.096**
Best Time **2:14.692** Best Speed **80.397** On **3** Gp **a**

Lap	Elapsed Time	Lap Time	Lap Speed
1	2:20.423	2:20.423	77.116
2	4:36.270	2:15.847	79.713
3	6:50.962	2:14.692	80.397
4	9:05.857	2:14.895	80.276

3 40 Barry DAVIDSON

Total Time **9:11.333** Avg Speed **78.564** Behind **19.572**
Best Time **2:15.457** Best Speed **79.943** On **2** Gp **a**

Lap	Elapsed Time	Lap Time	Lap Speed
1	2:22.330	2:22.330	76.082
2	4:37.787	2:15.457	79.943
3	6:54.857	2:17.070	79.002
4	9:11.333	2:16.476	79.346

4 2 Freddie STEWART

Total Time **9:18.640** Avg Speed **77.537** Behind **26.879**
Best Time **2:18.328** Best Speed **78.284** On **3** Gp **a**

Lap	Elapsed Time	Lap Time	Lap Speed
1	2:22.474	2:22.474	76.005
2	4:41.392	2:18.918	77.951
3	6:59.720	2:18.328	78.284
4	9:18.640	2:18.920	77.950

5 12 Richard FORD

Total Time **9:20.240** Avg Speed **77.315** Behind **28.479**
Best Time **2:16.465** Best Speed **79.352** On **4** Gp **a**

Lap	Elapsed Time	Lap Time	Lap Speed
1	2:25.237	2:25.237	74.560
2	4:45.167	2:19.930	77.387
3	7:03.775	2:18.608	78.125
4	9:20.240	2:16.465	79.352

Race Classification

6 87 Brian MATEER

Total Time **9:22.673** Avg Speed **76.981** Behind **30.912**
Best Time **2:17.626** Best Speed **78.683** On **3** Gp **a**

Lap	Elapsed Time	Lap Time	Lap Speed
1	2:28.383	2:28.383	72.979
2	4:46.791	2:18.408	78.238
3	7:04.417	2:17.626	78.683
4	9:22.673	2:18.256	78.324

7 76 Philip SHAW

Total Time **9:43.941** Avg Speed **74.177** Behind **52.180**
Best Time **2:22.575** Best Speed **75.952** On **3** Gp **b**

Lap	Elapsed Time	Lap Time	Lap Speed
1	2:34.464	2:34.464	70.106
2	4:58.330	2:23.866	75.270
3	7:20.905	2:22.575	75.952
4	9:43.941	2:23.036	75.707

8 26 David CARLETON

Total Time **9:46.050** Avg Speed **73.910** Behind **54.289**
Best Time **2:24.198** Best Speed **75.097** On **4** Gp **b**

Lap	Elapsed Time	Lap Time	Lap Speed
1	2:30.827	2:30.827	71.796
2	4:56.369	2:25.542	74.403
3	7:21.852	2:25.483	74.433
4	9:46.050	2:24.198	75.097

9 50 Martin LYONS

Total Time **9:47.037** Avg Speed **73.786** Behind **55.276**
Best Time **2:24.677** Best Speed **74.848** On **4** Gp **b**

Lap	Elapsed Time	Lap Time	Lap Speed
1	2:31.956	2:31.956	71.263
2	4:57.160	2:25.204	74.576
3	7:22.360	2:25.200	74.579
4	9:47.037	2:24.677	74.848

10 134 Sean LEONARD

Total Time **9:47.616** Avg Speed **73.713** Behind **55.855**
Best Time **2:24.265** Best Speed **75.062** On **4** Gp **a**

Lap	Elapsed Time	Lap Time	Lap Speed
1	2:32.936	2:32.936	70.806
2	4:57.970	2:25.034	74.664
3	7:23.351	2:25.381	74.486
4	9:47.616	2:24.265	75.062

ROADSIDE KIA ARMOY ROAD RACE

CLASSIC

Race 6 - Fay Stewart Classic Final Result

Saturday, 29 July 2017

DETAILED RESULT



Race Classification

11 63 Ian THOMPSON (R)

Total Time **9:50.550** Avg Speed **73.347** Behind **58.789**
Best Time **2:23.815** Best Speed **75.297** On **4** Gp **b**

Lap	Elapsed Time	Lap Time	Lap Speed
1	2:34.697	2:34.697	70.000
2	5:01.933	2:27.236	73.547
3	7:26.735	2:24.802	74.783
4	9:50.550	2:23.815	75.297

12 72 Bryan ALLAN

Total Time **9:50.882** Avg Speed **73.306** Behind **59.121**
Best Time **2:23.062** Best Speed **75.693** On **4** Gp **a**

Lap	Elapsed Time	Lap Time	Lap Speed
1	2:31.198	2:31.198	71.620
2	5:02.273	2:31.075	71.678
3	7:27.820	2:25.547	74.401
4	9:50.882	2:23.062	75.693

13 73 Linton IRWIN

Total Time **9:54.336** Avg Speed **72.880** Behind **1:02.575**
Best Time **2:24.335** Best Speed **75.025** On **4** Gp **b**

Lap	Elapsed Time	Lap Time	Lap Speed
1	2:36.145	2:36.145	69.351
2	5:02.057	2:25.912	74.215
3	7:30.001	2:27.944	73.195
4	9:54.336	2:24.335	75.025

14 6 Antony NICHOLLS

Total Time **9:54.547** Avg Speed **72.854** Behind **1:02.786**
Best Time **2:25.758** Best Speed **74.293** On **4** Gp **b**

Lap	Elapsed Time	Lap Time	Lap Speed
1	2:32.788	2:32.788	70.875
2	5:00.499	2:27.711	73.311
3	7:28.789	2:28.290	73.024
4	9:54.547	2:25.758	74.293

15 55 Jonathan DORAN

Total Time **10:04.945** Avg Speed **71.602** Behind **1:13.184**
Best Time **2:28.571** Best Speed **72.886** On **2** Gp **b**

Lap	Elapsed Time	Lap Time	Lap Speed
1	2:36.828	2:36.828	69.049
2	5:05.399	2:28.571	72.886
3	7:35.369	2:29.970	72.206
4	10:04.945	2:29.576	72.397

Race Classification

16 44 Sean HENRY

Total Time **10:27.015** Avg Speed **69.082** Behind **1:35.254**
Best Time **2:33.011** Best Speed **70.771** On **2** Gp **b**

Lap	Elapsed Time	Lap Time	Lap Speed
1	2:43.127	2:43.127	66.383
2	5:16.138	2:33.011	70.771
3	7:51.963	2:35.825	69.493
4	10:27.015	2:35.052	69.840

17 677 Kevin CALLAN

Total Time **10:39.000** Avg Speed **67.786** Behind **1:47.239**
Best Time **2:37.613** Best Speed **68.705** On **4** Gp **c**

Lap	Elapsed Time	Lap Time	Lap Speed
1	2:44.907	2:44.907	65.666
2	5:22.954	2:38.047	68.516
3	8:01.387	2:38.433	68.349
4	10:39.000	2:37.613	68.705

18 20 Gary HUTTON

Total Time **10:52.291** Avg Speed **66.405** Behind **2:00.530**
Best Time **2:38.982** Best Speed **68.113** On **2** Gp **c**

Lap	Elapsed Time	Lap Time	Lap Speed
1	2:50.818	2:50.818	63.394
2	5:29.800	2:38.982	68.113
3	8:09.027	2:39.227	68.009
4	10:52.291	2:43.264	66.327

19 182 Roger CHEN

Total Time **10:56.668** Avg Speed **65.962** Behind **2:04.907**
Best Time **2:39.780** Best Speed **67.773** On **4** Gp **c**

Lap	Elapsed Time	Lap Time	Lap Speed
1	2:51.569	2:51.569	63.116
2	5:35.624	2:44.055	66.007
3	8:16.888	2:41.264	67.150
4	10:56.668	2:39.780	67.773

20 78 Ken PARKES

Total Time **10:58.863** Avg Speed **65.742** Behind **2:07.102**
Best Time **2:40.537** Best Speed **67.454** On **4** Gp **c**

Lap	Elapsed Time	Lap Time	Lap Speed
1	2:54.405	2:54.405	62.090
2	5:36.686	2:42.281	66.729
3	8:18.326	2:41.640	66.993
4	10:58.863	2:40.537	67.454

ROADSIDE KIA ARMOY ROAD RACE

CLASSIC

Race 6 - Fay Stewart Classic Final Result

Saturday, 29 July 2017

DETAILED RESULT



Race Classification

21 57 David CRAWFORD

Total Time **8:25.005** Avg Speed **64.329** Behind **1 Lap**

Best Time **2:41.273** Best Speed **67.146** On **2** Gp **c**

Lap	Elapsed Time	Lap Time	Lap Speed
1	3:00.388	3:00.388	60.031
2	5:41.661	2:41.273	67.146
3	8:25.005	2:43.344	66.294

22 34 Trevor STEWART

Total Time **9:45.148** Avg Speed **55.518** Behind **1 Lap**

Best Time **3:09.598** Best Speed **57.115** On **3** Gp **c**

Lap	Elapsed Time	Lap Time	Lap Speed
1	3:21.942	3:21.942	53.623
2	6:35.550	3:13.608	55.932
3	9:45.148	3:09.598	57.115

ROADSIDE KIA ARMOY ROAD RACE

CLASSIC

Race 6 - Fay Stewart Classic Final Result

LAP CHART

**1**

No	Name	Gp	Time of Day	Lap Time
66	Ed MANLY	a	13:11:42.740	2:17.113
10	Wattie BROWN	a	13:11:46.050	2:20.423
40	Barry DAVIDSON	a	13:11:47.957	2:22.330
2	Freddie STEWART	a	13:11:48.101	2:22.474
12	Richard FORD	a	13:11:50.864	2:25.237
87	Brian MATEER	a	13:11:54.010	2:28.383
26	David CARLETON	b	13:11:56.454	2:30.827
72	Bryan ALLAN	a	13:11:56.825	2:31.198
50	Martin LYONS	b	13:11:57.583	2:31.956
6	Antony NICHOLLS	b	13:11:58.415	2:32.788
134	Sean LEONARD	a	13:11:58.563	2:32.936
76	Philip SHAW	b	13:12:00.091	2:34.464
63	Ian THOMPSON (R)	b	13:12:00.324	2:34.697
73	Linton IRWIN	b	13:12:01.772	2:36.145
55	Jonathan DORAN	b	13:12:02.455	2:36.828
44	Sean HENRY	b	13:12:08.754	2:43.127
677	Kevin CALLAN	c	13:12:10.534	2:44.907
20	Gary HUTTON	c	13:12:16.445	2:50.818
182	Roger CHEN	c	13:12:17.196	2:51.569
78	Ken PARKES	c	13:12:20.032	2:54.405
57	David CRAWFORD	c	13:12:26.015	3:00.388
34	Trevor STEWART	c	13:12:47.569	3:21.942

2

No	Name	Gp	Time of Day	Lap Time
66	Ed MANLY	a	13:13:54.589	2:11.849
10	Wattie BROWN	a	13:14:01.897	2:15.847
40	Barry DAVIDSON	a	13:14:03.414	2:15.457
2	Freddie STEWART	a	13:14:07.019	2:18.918
12	Richard FORD	a	13:14:10.794	2:19.930
87	Brian MATEER	a	13:14:12.418	2:18.408
26	David CARLETON	b	13:14:21.996	2:25.542
50	Martin LYONS	b	13:14:22.787	2:25.204
134	Sean LEONARD	a	13:14:23.597	2:25.034
76	Philip SHAW	b	13:14:23.957	2:23.866
6	Antony NICHOLLS	b	13:14:26.126	2:27.711
63	Ian THOMPSON (R)	b	13:14:27.560	2:27.236
73	Linton IRWIN	b	13:14:27.684	2:25.912
72	Bryan ALLAN	a	13:14:27.900	2:31.075
55	Jonathan DORAN	b	13:14:31.026	2:28.571
44	Sean HENRY	b	13:14:41.765	2:33.011
677	Kevin CALLAN	c	13:14:48.581	2:38.047
20	Gary HUTTON	c	13:14:55.427	2:38.982
182	Roger CHEN	c	13:15:01.251	2:44.055
78	Ken PARKES	c	13:15:02.313	2:42.281
57	David CRAWFORD	c	13:15:07.288	2:41.273
34	Trevor STEWART	c	13:16:01.177	3:13.608

3

No	Name	Gp	Time of Day	Lap Time
66	Ed MANLY	a	13:16:05.638	2:11.049
10	Wattie BROWN	a	13:16:16.589	2:14.692
40	Barry DAVIDSON	a	13:16:20.484	2:17.070
2	Freddie STEWART	a	13:16:25.347	2:18.328
12	Richard FORD	a	13:16:29.402	2:18.608
87	Brian MATEER	a	13:16:30.044	2:17.626
76	Philip SHAW	b	13:16:46.532	2:22.575
26	David CARLETON	b	13:16:47.479	2:25.483
50	Martin LYONS	b	13:16:47.987	2:25.200
134	Sean LEONARD	a	13:16:48.978	2:25.381
63	Ian THOMPSON (R)	b	13:16:52.362	2:24.802
72	Bryan ALLAN	a	13:16:53.447	2:25.547
6	Antony NICHOLLS	b	13:16:54.416	2:28.290
73	Linton IRWIN	b	13:16:55.628	2:27.944
55	Jonathan DORAN	b	13:17:00.996	2:29.970
44	Sean HENRY	b	13:17:17.590	2:35.825
677	Kevin CALLAN	c	13:17:27.014	2:38.433
20	Gary HUTTON	c	13:17:34.654	2:39.227
182	Roger CHEN	c	13:17:42.515	2:41.264
78	Ken PARKES	c	13:17:43.953	2:41.640
57	David CRAWFORD	c	13:17:50.632	2:43.344
34	Trevor STEWART	c	13:19:10.775	3:09.598

4

No	Name	Gp	Time of Day	Lap Time
66	Ed MANLY	a	13:18:17.388	2:11.750
10	Wattie BROWN	a	13:18:31.484	2:14.895
40	Barry DAVIDSON	a	13:18:36.960	2:16.476
2	Freddie STEWART	a	13:18:44.267	2:18.920
12	Richard FORD	a	13:18:45.867	2:16.465
87	Brian MATEER	a	13:18:48.300	2:18.256
76	Philip SHAW	b	13:19:09.568	2:23.036
26	David CARLETON	b	13:19:11.677	2:24.198
50	Martin LYONS	b	13:19:12.664	2:24.677
134	Sean LEONARD	a	13:19:13.243	2:24.265
63	Ian THOMPSON (R)	b	13:19:16.177	2:23.815
72	Bryan ALLAN	a	13:19:16.509	2:23.062
73	Linton IRWIN	b	13:19:19.963	2:24.335
6	Antony NICHOLLS	b	13:19:20.174	2:25.758
55	Jonathan DORAN	b	13:19:30.572	2:29.576
44	Sean HENRY	b	13:19:52.642	2:35.052
677	Kevin CALLAN	c	13:20:04.627	2:37.613
20	Gary HUTTON	c	13:20:17.918	2:43.264
182	Roger CHEN	c	13:20:22.295	2:39.780
78	Ken PARKES	c	13:20:24.490	2:40.537

ROAD RACE - IRISH CLASSIC 250cc

2017

Pos	No.	Name	Total	Diff	Gap	#1 #2 #3 #4 #5 #6					
						R1	R1	R1	R1	R1	R1
1	12	Richard FORD	141	0	0	16	25	25	25	25	25
2	87	Brian MATEER	120	21	21	20	20	20	20	20	20
3	76	Philip SHAW	105	36	15	25	16	16	16	16	16
4	20	Gary HUTTON	74	67	31	13	11	13	13	13	11
5	78	Ken PARKES	62	79	12	11	9	10	11	11	10
6	57	David CRAWFORD	40	101	22	x	10	11	10	x	9
7	30	Robert WRIGHT	35	106	5	9	7	9	x	10	x
8	134	Trevor STEWART	32	109	3	x	6	x	9	9	8
9	50	Martin LYONS	26	115	6	x	13	x	x	x	13
10	43	Alex McVICKER	18	123	8	10	8	x	x	x	x
11	15	Dave BROUGH	8	133	10	x	x	x	8	x	x
12	69	Allen GIBSON	8	133	0	8	x	x	x	x	x

Event Legend

#1	21/04/2017	AROUND A POUND TANDRAGEE 100	#4	08/07/2017	PRINCIPAL INSURANCE RACE OF THE SOUT
#2	28/04/2017	KDM HIRE COOKSTOWN 100	#5	22/07/2017	FAUGHEEN 50
#3	30/06/2017	AXA COUNTRY CREST SKERRIES 100	#6	28/07/2017	ROADSIDE KIA ARMOY ROAD RACE

ROAD RACE - IRISH CLASSIC 350cc

2017

Pos	No.	Name	Total	Diff	Gap	#1 #2 #3 #4 #5 #6					
						R1	R1	R1	R1	R1	R1
1	134	Sean LEONARD	112	0	0	20	16	16	20	20	20
2	40	Barry DAVIDSON	95	17	17	x	25	20	25	x	25
3	63	Ian THOMPSON (R)	63	49	32	13	9	8	8	9	16
4	14	Nigel MOORE	58	54	5	25	20	13	x	x	x
5	66	Ed MANLY	50	62	8	x	x	25	x	25	x
6	73	Linton IRWIN	48	64	2	16	11	10	x	x	11
7	48	Gearoid HOARE	47	65	1	11	7	9	10	10	x
8	182	Roger CHEN	31	81	16	10	5	6	2	x	8
9	70	Pat MURRAY	29	83	2	x	x	x	16	13	x
10	44	Sean HENRY	26	86	3	x	x	x	9	8	9
11	50	John JONES	24	88	2	x	x	11	13	x	x
12	27	Bryan ALLAN	24	88	0	x	x	x	11	x	13
13	55	Jonathan DORAN	21	91	3	x	x	x	x	11	10
14	67	Herbie RONAN	16	96	5	x	x	x	x	16	x
15	4	Billy LYLE	14	98	2	x	8	x	6	x	x
16	2	Freddie STEWART	13	99	1	x	13	x	x	x	x
17	28	Ivan CROWE	13	99	0	x	x	x	7	6	x
18	211	Tim STEPHENSON	12	100	1	x	x	7	x	5	x
19	9	Sam KINKEAD	10	102	2	x	10	x	x	x	x
20	677	Kevin CALLAN	8	104	2	x	x	x	4	4	x
21	64	Paul McMAHON	8	104	0	x	x	x	5	3	x
22	22	William WILSON	7	105	1	x	x	x	x	7	x
23	19	Stephen BEATTIE	6	106	1	x	6	x	x	x	x
24	99	Mark McCLOSKEY	3	109	3	x	x	x	3	x	x

Event Legend

#1	21/04/2017	AROUND A POUND TANDRAGEE 100	#4	08/07/2017	PRINCIPAL INSURANCE RACE OF THE SOUT
#2	28/04/2017	KDM HIRE COOKSTOWN 100	#5	22/07/2017	FAUGHEEN 50
#3	30/06/2017	AXA COUNTRY CREST SKERRIES 100	#6	28/07/2017	ROADSIDE KIA ARMOY ROAD RACE

ROAD RACE - IRISH CLASSIC 1000cc

2017

Pos	No.	Name	Total	Diff	Gap	#1 #2 #3 #4 #5				
						R1	R1	R1	R1	R1
1	101	Robert McCURUM	95	0	0	20	25	25	25	x
2	12	Richard FORD	65	30	30	x	x	20	20	25
3	27	Trevor RUFUS	64	31	1	16	16	16	16	x
4	134	Trevor STEWART	46	49	18	x	13	x	13	20
5	74	Jamie O'BRIEN	45	50	1	25	20	x	x	x
6	15	Dave BROUGH	11	84	34	x	x	x	11	x

Event Legend

#1	21/04/2017	AROUND A POUND TANDRAGEE 100	#4	08/07/2017	PRINCIPAL INSURANCE RACE OF THE SOUT
#2	28/04/2017	KDM HIRE COOKSTOWN 100	#5	22/07/2017	FAUGHEEN 50
#3	30/06/2017	AXA COUNTRY CREST SKERRIES 100			

ROAD RACE - IRISH CLASSIC 500cc

2017

Pos	No.	Name	Total	Diff	Gap	#1 #2 #3 #4 #5 #6					
						R1	R1	R1	R1	R1	R1
1	40	Barry DAVIDSON	125	0	0	25	25	25	25	25	x
2	2	Freddie STEWART	88	37	37	13	16	11	16	16	16
3	66	Ed MANLY	65	60	23	x	x	20	x	20	25
4	5	Gary JAMISON	52	73	13	20	11	10	x	11	x
5	26	David CARLETON	38	87	14	x	8	7	10	x	13
6	15	Patrick WALKER	37	88	1	9	x	8	20	x	x
7	4	Billy LYLE	37	88	0	x	13	x	11	13	x
8	191	Tony WILLIS	27	98	10	11	x	16	x	x	x
9	677	Kevin CALLAN	26	99	1	x	x	x	9	7	10
10	50	John JONES	22	103	4	x	x	9	13	x	x
11	13	Howard GUEST	22	103	0	x	x	6	8	8	x
12	10	Wattie BROWN	20	105	2	x	x	x	x	x	20
13	59	Anthony AMBLER	20	105	0	x	20	x	x	x	x
14	9	Sam KINKEAD	17	108	3	8	9	x	x	x	x
15	79	Keith CLARKE	16	109	1	16	x	x	x	x	x
16	7	Alan 'Bud' JACKSON	13	112	3	x	x	13	x	x	x
17	93	Chris TURNER	13	112	0	7	x	x	6	x	x
18	6	Antony NICHOLLS	11	114	2	x	x	x	x	x	11
19	51	Andy KILDEA	10	115	1	x	x	x	x	10	x
20	20	Gary HUTTON	10	115	0	x	10	x	x	x	x
21	99	Wallace SEAWRIGHT	10	115	0	10	x	x	x	x	x
22	70	Pat MURRAY	9	116	1	x	x	x	x	9	x
23	44	Sean HENRY	7	118	2	x	x	x	7	x	x

Event Legend

#1	21/04/2017	AROUND A POUND TANDRAGEE 100	#4	08/07/2017	PRINCIPAL INSURANCE RACE OF THE SOUT
#2	28/04/2017	KDM HIRE COOKSTOWN 100	#5	22/07/2017	FAUGHEEN 50
#3	30/06/2017	AXA COUNTRY CREST SKERRIES 100	#6	28/07/2017	ROADSIDE KIA ARMOY ROAD RACE

ROAD RACE - ULSTER CLASSIC 250cc

2017

Pos	No.	Name	Total	Diff	Gap	#1 #2 #3		
						R1	R1	R1
1	12	Richard FORD	66	0	0	16	25	25
2	87	Brian MATEER	60	6	6	20	20	20
3	76	Philip SHAW	57	9	3	25	16	16
4	20	Gary HUTTON	35	31	22	13	11	11
5	78	Ken PARKES	30	36	5	11	9	10
6	50	Martin LYONS	26	40	4	x	13	13
7	57	David CRAWFORD	19	47	7	x	10	9
8	43	Alex McVICKER	18	48	1	10	8	x
9	30	Robert WRIGHT	16	50	2	9	7	x
10	34	Trevor STEWART	14	52	2	x	6	8
11	69	Allen GIBSON	8	58	6	8	x	x

Event Legend

#1	21/04/2017	AROUND A POUND TANDRAGEE 100	#3	28/07/2017	ROADSIDE KIA ARMOY ROAD RACE
#2	28/04/2017	KDM HIRE COOKSTOWN 100			

ROAD RACE - ULSTER CLASSIC 350cc

2017

Pos	No.	Name	Total	Diff	Gap	#1 #2 #3		
						R1	R1	R1
1	134	Sean LEONARD	56	0	0	20	16	20
2	40	Barry DAVIDSON	50	6	6	x	25	25
3	14	Nigel MOORE	45	11	5	25	20	x
4	63	Ian THOMPSON (R)	38	18	7	13	9	16
5	73	Linton IRWIN	38	18	0	16	11	11
6	182	Roger CHEN	23	33	15	10	5	8
7	48	Gearoid HOARE	18	38	5	11	7	x
8	2	Freddie STEWART	13	43	5	x	13	x
9	72	Bryan ALLAN	13	43	0	x	x	13
10	9	Sam KINKEAD	10	46	3	x	10	x
11	55	Jonathan DORAN	10	46	0	x	x	10
12	44	Sean HENRY	9	47	1	x	x	9
13	4	Billy LYLE	8	48	1	x	8	x
14	19	Stephen BEATTIE	6	50	2	x	6	x

Event Legend

#1	21/04/2017	AROUND A POUND TANDRAGEE 100	#3	28/07/2017	ROADSIDE KIA ARMOY ROAD RACE
#2	28/04/2017	KDM HIRE COOKSTOWN 100			

ROAD RACE - ULSTER CLASSIC 1000cc

2017

Pos	No.	Name	Total	Diff	Gap	#1 #2	
						R1	R1
1	101	Robert McCRUM	45	0	0	20	25
	74	Jamie O'BRIEN	45	0	0	25	20
3	27	Trevor RUFUS	32	13	13	16	16
4	34	Trevor STEWART	13	32	19	x	13

Event Legend

#1	21/04/2017	AROUND A POUND TANDRAGEE 100	#2	28/04/2017	KDM HIRE COOKSTOWN 100
----	------------	------------------------------	----	------------	------------------------

ROAD RACE - ULSTER CLASSIC 500cc

2017

Pos	No.	Name	Total	Diff	Gap	#1 #2 #3		
						R1	R1	R1
1	40	Barry DAVIDSON	50	0	0	25	25	x
2	2	Freddie STEWART	45	5	5	13	16	16
3	5	Gary JAMISON	31	19	14	20	11	x
4	66	Ed MANLY	25	25	6	x	x	25
5	26	David CARLETON	21	29	4	x	8	13
6	10	Wattie BROWN	20	30	1	x	x	20
7	59	Anthony AMBLER	20	30	0	x	20	x
8	9	Sam KINKEAD	17	33	3	8	9	x
9	79	Keith CLARKE	16	34	1	16	x	x
10	4	Billy LYLE	13	37	3	x	13	x
11	191	Tony WILLIS	11	39	2	11	x	x
12	6	Antony NICHOLLS	11	39	0	x	x	11
13	20	Gary HUTTON	10	40	1	x	10	x
14	99	Wallace SEAWRIGHT	10	40	0	10	x	x
15	677	Kevin CALLAN	10	40	0	x	x	10
16	15	Patrick WALKER	9	41	1	9	x	x
17	93	Chris TURNER	7	43	2	7	x	x

Event Legend

#1	21/04/2017	AROUND A POUND TANDRAGEE 100	#3	28/07/2017	ROADSIDE KIA ARMOY ROAD RACE
#2	28/04/2017	KDM HIRE COOKSTOWN 100			