

Around A Pound

TANDRAGEE 100

Friday 22nd & Saturday 23rd April 2016

promoted by North Armagh MC & CC

www.tandragee100.co.uk



SUPERTWIN



2&4
WHEEL MOTORSPORT
STEERING GROUP LTD

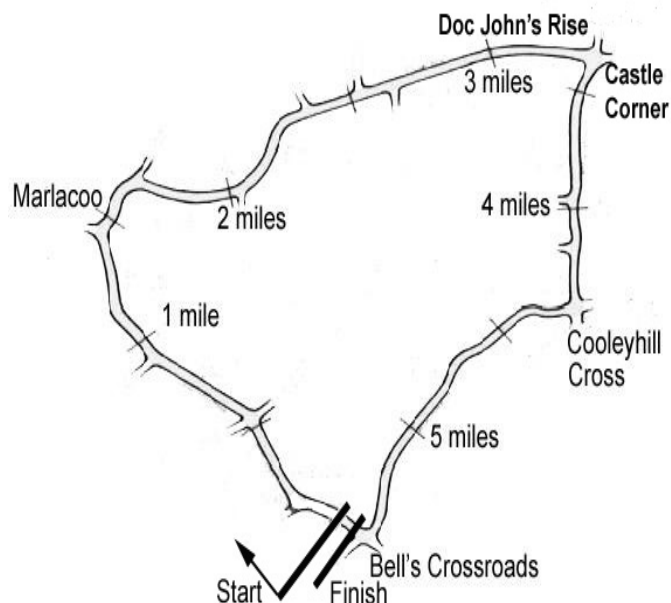


Armagh City
Banbridge
& Craigavon
Borough Council



tourism
northernireland

Tandragee Circuit 5.34375 miles



LAP RECORDS

Class	Rider	Machine	m s	mph	Year
125cc	Robert Dunlop	Honda	3 19.38	96.487	1999
Moto 3	to be established				
Moto 450	Ryan Farquhar	Kawasaki 450	3 21.613	95.418	2014
250cc	Phillip McCallen	Honda	3 10.0	101.25	1991
Supersport 400	Dave Leach	Yamaha	3 20.0	96.19	1995
Supertwin	Adrian Archibald	Kawasaki	3 10.196	101.146	2011
Supersport	Michael Dunlop	Yamaha	2 57.522	108.367	2011
Superbike	Michael Dunlop	Kawasaki	2 56.012	109.297	2011
Senior Support	James Kelly	Honda 600	3 13.835	99.247	2013
Junior Support	Derek Costello	Kawasaki 650	3 20.827	95.791	2014
Classic 1000cc	Stewart Parkhill	BSA 750	3 29.69	91.74	1996
Classic 500cc	Bob Jackson	Norton	3 27.03	92.921	1998
Classic 350cc	Colin Rodgers	Honda	3 38.59	88.007	1999
Classic 250cc	Gary Long	Suzuki	3 42.23	86.566	1997
Forgotten Era	Des Butler		4 02.594	79.299	2015

MOST WINS at TANDRAGEE 100

Joey Dunlop	18	1971-00	(125-3, 200 HC-1, 250-2, 350-3, 500-1, SSP-1, SBK-7)
Ryan Farquhar	17	1996-15	(450-4, STWN-3, SSP-2, SBK-5, SJUN-1, C500-2)
Brian Reid	14	1980-94	(125-1, 250-3, 350-4, 500-1, SSP-3, SBK-2)
Michael Dunlop	11	2006-13	(125-1, 250-2, SSP-3, SBK-4, SJUN-1)
Ray McCullough	10	1971-82	(250-7, 350-2, 500-1)
Phillip McCallen	9	1988-99	(125-1, 250-3, SSP-1, SBK-4)
Sam McClements	8	1981-89	(SBK-5, C500-3)
William Dunlop	8	2008-15	(125-1, 250-4, SSP-2, SBK-1)
Robert Dunlop	7	1985-06	(125-7)

MOST WINS AT ALL IRISH ROAD RACE MEETINGS (after Mid-Antrim 150 2016)

Ryan Farquhar	208	1995-16
Joey Dunlop	156	1971-00
Robert Dunlop	135	1980-08
William Dunlop	112	2005-15
Ray McCullough	109	1960-82
Phillip McCallen	109	1987-99
Michael Dunlop	92	2006-15
Brian Reid	78	1980-94
Darran Lindsay	74	1999-06
James Courtney	66	1992-99

AROUND A POUND TANDRAGEE 100

SUPERTWIN

Qualifying


Friday, 22 April 2016



Pos	Class	No	Name	Machine / Sponsor	----- Best Lap -----				Laps
					Time	Behind	Speed	On	
Qualifying Classification									
1	STWN	77	Ryan FARQUHAR	Kawasaki - SGS / KMR	3:09.713		101.403	3	3
2	STWN	4	M MITCHELL THOMAS	Kawasaki - Cookstown BE Racing	3:09.823	0.110	101.344	5	5
3	STWN	22	Paul JORDAN	Kawasaki - B&W / Site Sealants	3:15.612	5.899	98.345	3	4
4	STWN	84	Rhys HARDISTY	Kawasaki	3:15.891	6.178	98.205	4	5
5	STWN	56	Adam McLEAN	Kawasaki	3:18.431	8.718	96.948	5	5
6	STWN	64	Stephen McKNIGHT	Suzuki	3:18.477	8.764	96.926	3	5
7	STWN	96	Andy FARRELL	Kawasaki	3:18.840	9.127	96.749	4	5
8	STWN	23	Michal DOKOUPIL	Kawasaki - R T & E Racing	3:19.080	9.367	96.632	4	5
9	STWN	143	Colin STEPHENSON	Kawasaki	3:21.956	12.243	95.256	3	4
10	STWN	177	Mark SHIELS	Kawasaki - MSR	3:28.096	18.383	92.445	5	5
11	STWN	53	Veronika HANKOCYOVA	Kawasaki - R T & E Racing	3:30.677	20.964	91.313	3	5
12	STWN	10	James CHAWKE	Kawasaki - McKinstry Racing	3:30.917	21.204	91.209	4	5
13	STWN	124	Thomas WHITMORE	Suzuki	3:31.029	21.316	91.160	4	5
14	STWN	43	Philip CROSBIE	Kawasaki	3:31.257	21.544	91.062	4	5
15	STWN	131	Robert CAIRNS	Kawasaki	3:32.225	22.512	90.647	3	5
16	STWN	158	John PEMBERTON	Suzuki	3:33.067	23.354	90.289	4	5
17	STWN	11	Callum LAIDLAW	Suzuki - Dunlop Racing	3:33.490	23.777	90.110	4	5
18	STWN	42	Brian LOUGHLIN	Suzuki	3:33.843	24.130	89.961	4	5
19	STWN	79	Stephen DAVISON	Kawasaki	3:34.492	24.779	89.689	5	5
20	STWN	91	Des BUTLER	Suzuki	3:36.562	26.849	88.831	4	5
21	STWN	25	Rob LIVESEY	Kawasaki - PBR Racing	3:36.626	26.913	88.805	5	5
22	STWN	38	Jordan McFERRAN	Suzuki - Cam Racing	3:37.844	28.131	88.309	4	5
23	STWN	118	Tommy HEAPHY	Suzuki - Ballyneal Stone Masons	3:40.182	30.469	87.371	5	5
24	STWN	7	Dave WALSH	Suzuki - DRW Racing	3:54.503	44.790	82.035	4	4
25	STWN	82	Derek SHEILS	Kawasaki - Cookstown BE Racing	5:26.273	2:16.560	58.961	1	1

Provisional result to be confirmed by the Stewards of the Meeting subject to completion of technical inspections & the time limit for protests

Page 1 / 1

Circuit	Tandragee	Signed		Organising Club	North Armagh MC&CC
Length(miles)	5.3438 Lap 1 (5.2368)	Chief Timekeeper		Qualifying Started	19:00
Weather	Bright	Issued At:	19:28		
Track	Dry				



AROUND A POUND TANDRAGEE 100

SUPERTWIN

Qualifying

Friday, 22 April 2016

DETAILED RESULT



Qualifying Classification

Position

1 77 Ryan FARQUHAR

STWN		Behind	
Best Time	3:09.713	Best Speed	101.403 On 3 Gp
Lap	Elapsed Time	Lap Time	Lap Speed
1	5:22.449	5:22.449	58.466
2	8:33.907	3:11.458	100.479
3	11:43.620	3:09.713	101.403

2 4 M MITCHELL THOMAS

STWN		Behind	0.110
Best Time	3:09.823	Best Speed	101.344 On 5 Gp
Lap	Elapsed Time	Lap Time	Lap Speed
1	5:15.702	5:15.702	59.715
2	8:31.855	3:16.153	98.074
3	11:44.184	3:12.329	100.024
4	14:55.189	3:11.005	100.717
5	18:05.012	3:09.823	101.344

3 22 Paul JORDAN

STWN		Behind	5.899
Best Time	3:15.612	Best Speed	98.345 On 3 Gp
Lap	Elapsed Time	Lap Time	Lap Speed
1	5:27.795	5:27.795	57.512
2	8:45.861	3:18.066	97.127
3	12:01.473	3:15.612	98.345
4	15:34.847	3:33.374	90.159

4 84 Rhys HARDISTY

STWN		Behind	6.178
Best Time	3:15.891	Best Speed	98.205 On 4 Gp
Lap	Elapsed Time	Lap Time	Lap Speed
1	5:32.441	5:32.441	56.709
2	8:50.426	3:17.985	97.166
3	12:09.011	3:18.585	96.873
4	15:24.902	3:15.891	98.205
5	18:42.615	3:17.713	97.300

5 56 Adam McLEAN

STWN		Behind	8.718
Best Time	3:18.431	Best Speed	96.948 On 5 Gp
Lap	Elapsed Time	Lap Time	Lap Speed
1	5:32.341	5:32.341	56.726
2	8:56.242	3:23.901	94.347
3	12:16.832	3:20.590	95.905
4	15:35.734	3:18.902	96.718
5	18:54.165	3:18.431	96.948

Qualifying Classification

Position

6 64 Stephen McKNIGHT

STWN		Behind	8.764
Best Time	3:18.477	Best Speed	96.926 On 3 Gp
Lap	Elapsed Time	Lap Time	Lap Speed
1	5:28.684	5:28.684	57.357
2	8:49.741	3:21.057	95.682
3	12:08.218	3:18.477	96.926
4	15:27.275	3:19.057	96.643
5	18:57.257	3:29.982	91.615

7 96 Andy FARRELL

STWN		Behind	9.127
Best Time	3:18.840	Best Speed	96.749 On 4 Gp
Lap	Elapsed Time	Lap Time	Lap Speed
1	5:29.343	5:29.343	57.242
2	8:48.361	3:19.018	96.662
3	12:07.428	3:19.067	96.638
4	15:26.268	3:18.840	96.749
5	18:45.222	3:18.954	96.693

8 23 Michal DOKOUPIL

STWN		Behind	9.367
Best Time	3:19.080	Best Speed	96.632 On 4 Gp
Lap	Elapsed Time	Lap Time	Lap Speed
1	5:42.150	5:42.150	55.100
2	9:04.316	3:22.166	95.157
3	12:23.842	3:19.526	96.416
4	15:42.922	3:19.080	96.632
5	19:02.363	3:19.441	96.457

9 143 Colin STEPHENSON

STWN		Behind	12.243
Best Time	3:21.956	Best Speed	95.256 On 3 Gp
Lap	Elapsed Time	Lap Time	Lap Speed
1	5:23.898	5:23.898	58.204
2	8:46.818	3:22.920	94.803
3	12:08.774	3:21.956	95.256
4	15:33.013	3:24.239	94.191

AROUND A POUND TANDRAGEE 100

SUPERTWIN

Qualifying

Friday, 22 April 2016

DETAILED RESULT



Qualifying Classification

Position

10 177 Mark SHIELS

STWN Behind 18.383

Best Time 3:28.096 Best Speed 92.445 On 5 Gp

Lap	Elapsed Time	Lap Time	Lap Speed
1	6:13.670	6:13.670	50.452
2	9:50.518	3:36.848	88.714
3	13:22.000	3:31.482	90.965
4	16:51.031	3:29.031	92.032
5	20:19.127	3:28.096	92.445

11 53 Veronika HANKOCYOVA

STWN Behind 20.964

Best Time 3:30.677 Best Speed 91.313 On 3 Gp

Lap	Elapsed Time	Lap Time	Lap Speed
1	5:51.324	5:51.324	53.661
2	9:25.436	3:34.112	89.848
3	12:56.113	3:30.677	91.313
4	16:29.415	3:33.302	90.189
5	20:00.393	3:30.978	91.182

12 10 James CHAWKE

STWN Behind 21.204

Best Time 3:30.917 Best Speed 91.209 On 4 Gp

Lap	Elapsed Time	Lap Time	Lap Speed
1	6:05.026	6:05.026	51.646
2	9:41.142	3:36.116	89.015
3	13:13.538	3:32.396	90.574
4	16:44.455	3:30.917	91.209
5	20:17.336	3:32.881	90.367

13 124 Thomas WHITMORE

STWN Behind 21.316

Best Time 3:31.029 Best Speed 91.160 On 4 Gp

Lap	Elapsed Time	Lap Time	Lap Speed
1	6:03.380	6:03.380	51.880
2	9:41.539	3:38.159	88.181
3	13:14.668	3:33.129	90.262
4	16:45.697	3:31.029	91.160
5	20:18.544	3:32.847	90.382

Qualifying Classification

Position

14 43 Philip CROSBIE

STWN Behind 21.544

Best Time 3:31.257 Best Speed 91.062 On 4 Gp

Lap	Elapsed Time	Lap Time	Lap Speed
1	6:02.766	6:02.766	51.968
2	9:40.762	3:37.996	88.247
3	13:14.017	3:33.255	90.209
4	16:45.274	3:31.257	91.062
5	20:18.181	3:32.907	90.356

15 131 Robert CAIRNS

STWN Behind 22.512

Best Time 3:32.225 Best Speed 90.647 On 3 Gp

Lap	Elapsed Time	Lap Time	Lap Speed
1	6:03.092	6:03.092	51.922
2	9:38.332	3:35.240	89.377
3	13:10.557	3:32.225	90.647
4	16:44.896	3:34.339	89.753
5	20:18.066	3:33.170	90.245

16 158 John PEMBERTON

STWN Behind 23.354

Best Time 3:33.067 Best Speed 90.289 On 4 Gp

Lap	Elapsed Time	Lap Time	Lap Speed
1	6:16.861	6:16.861	50.025
2	10:08.569	3:51.708	83.025
3	13:42.682	3:34.113	89.847
4	17:15.749	3:33.067	90.289
5	20:50.325	3:34.576	89.654

17 11 Callum LAIDLAW

STWN Behind 23.777

Best Time 3:33.490 Best Speed 90.110 On 4 Gp

Lap	Elapsed Time	Lap Time	Lap Speed
1	6:17.849	6:17.849	49.894
2	9:55.119	3:37.270	88.542
3	13:30.462	3:35.343	89.334
4	17:03.952	3:33.490	90.110
5	20:42.005	3:38.053	88.224

AROUND A POUND TANDRAGEE 100

SUPERTWIN

Qualifying

Friday, 22 April 2016

DETAILED RESULT



Qualifying Classification

Position

18 42 Brian LOUGHLIN

STWN Behind 24.130

Best Time 3:33.843 Best Speed 89.961 On 4 Gp

Lap	Elapsed Time	Lap Time	Lap Speed
1	6:02.094	6:02.094	52.065
2	9:40.285	3:38.191	88.168
3	13:16.606	3:36.321	88.930
4	16:50.449	3:33.843	89.961
5	20:26.123	3:35.674	89.197

19 79 Stephen DAVISON

STWN Behind 24.779

Best Time 3:34.492 Best Speed 89.689 On 5 Gp

Lap	Elapsed Time	Lap Time	Lap Speed
1	6:22.749	6:22.749	49.255
2	10:00.883	3:38.134	88.191
3	13:40.438	3:39.555	87.620
4	17:15.191	3:34.753	89.580
5	20:49.683	3:34.492	89.689

20 91 Des BUTLER

STWN Behind 26.849

Best Time 3:36.562 Best Speed 88.831 On 4 Gp

Lap	Elapsed Time	Lap Time	Lap Speed
1	6:04.521	6:04.521	51.718
2	9:43.650	3:39.129	87.791
3	13:21.617	3:37.967	88.259
4	16:58.179	3:36.562	88.831
5	20:36.312	3:38.133	88.192

21 25 Rob LIVESEY

STWN Behind 26.913

Best Time 3:36.626 Best Speed 88.805 On 5 Gp

Lap	Elapsed Time	Lap Time	Lap Speed
1	6:08.934	6:08.934	51.099
2	9:50.124	3:41.190	86.973
3	13:27.130	3:37.006	88.650
4	17:04.133	3:37.003	88.651
5	20:40.759	3:36.626	88.805

Qualifying Classification

Position

22 38 Jordan McFERRAN

STWN Behind 28.131

Best Time 3:37.844 Best Speed 88.309 On 4 Gp

Lap	Elapsed Time	Lap Time	Lap Speed
1	6:10.780	6:10.780	50.845
2	9:51.615	3:40.835	87.113
3	13:30.881	3:39.266	87.736
4	17:08.725	3:37.844	88.309
5	20:49.128	3:40.403	87.283

23 118 Tommy HEAPHY

STWN Behind 30.469

Best Time 3:40.182 Best Speed 87.371 On 5 Gp

Lap	Elapsed Time	Lap Time	Lap Speed
1	6:12.611	6:12.611	50.595
2	9:58.759	3:46.148	85.066
3	13:45.012	3:46.253	85.026
4	17:29.636	3:44.624	85.643
5	21:09.818	3:40.182	87.371

24 7 Dave WALSH

STWN Behind 44.790

Best Time 3:54.503 Best Speed 82.035 On 4 Gp

Lap	Elapsed Time	Lap Time	Lap Speed
1	6:21.586	6:21.586	49.405
2	10:21.270	3:59.684	80.262
3	14:17.779	3:56.509	81.339
4	18:12.282	3:54.503	82.035

25 82 Derek SHEILS

STWN Behind 2:16.560

Best Time 5:26.273 Best Speed 58.961 On 1 Gp

Lap	Elapsed Time	Lap Time	Lap Speed
1	5:26.273	5:26.273	57.781

AROUND A POUND TANDRAGEE 100

SUPERTWIN

Tandragee 5.344 miles


R5: Tayto Supertwin

23/04/2016 14:00

Race (5 Laps)

RACE 5 - SUPERTWIN

12		7		82	
		A		B	
11	25		38		118
	A		B		C
10		79		91	
		A		B	
9	158		11		42
	A		B		C
8		A		B	
7		A		B	C
6		43		131	
		A		B	
5	53		10		124
	A		B		C
4		143		177	
		A		B	
3	64		96		23
	A		B		C
2		84		56	
		A		B	
1	77		4		22
	A		B		C
	POLE POSITION				A



Promoted by North Armagh MC & CC

Orbits

Provisional result to be confirmed by the Stewards of the Meeting subject to the completion of technical inspections and the time limit for protests.

MCUI (Ulster Centre) Timing @ www.elaps-timing.com



Ride on
Delta
Seven

AROUND A POUND TANDRAGEE 100

SUPERTWIN

Race 5 - Tayto Supertwin

Saturday, 23 April 2016



Pos	Class	No	Name	Machine / Sponsor	Gp	Lap	Total Time	Behind	Speed	-----Best Lap-----		
										Time	Speed	On
Race Classification												
1	STWN	77	Ryan FARQUHAR	Kawasaki - SGS / KMR	a	5	15:38.334		102.098	3:05.522	103.694	5
2	STWN	4	M MITCHELL THOMAS	Kawasaki - Cookstown BE Racing	a	5	15:39.364	1.030	101.986	3:06.619	103.084	4
3	STWN	82	Derek SHEILS	Kawasaki - Cookstown BE Racing	b	5	16:02.184	23.850	99.568	3:10.919	100.763	3
4	STWN	23	Michal DOKOUPIL	Kawasaki - R T & E Racing	a	5	16:08.424	30.090	98.926	3:11.563	100.424	5
5	STWN	22	Paul JORDAN	Kawasaki - B&W / Site Sealants	a	5	16:08.585	30.251	98.910	3:12.997	99.678	5
6	STWN	56	Adam McLEAN	Kawasaki	a	5	16:19.768	41.434	97.781	3:14.853	98.728	5
7	STWN	64	Stephen McKNIGHT	Suzuki	a	5	16:21.335	43.001	97.624	3:15.061	98.623	5
8	STWN	96	Andy FARRELL	Kawasaki	a	5	16:22.110	43.776	97.547	3:15.286	98.509	3
9	STWN	84	Rhys HARDISTY	Kawasaki - McKinstry Racing	a	5	16:22.437	44.103	97.515	3:15.222	98.542	5
10	STWN	65	Michael SWEENEY	Kawasaki - VRS Racing	a	5	16:40.818	1:02.484	95.724	3:16.809	97.747	2
11	STWN	10	James CHAWKE	Kawasaki - McKinstry Racing	a	5	17:10.138	1:31.804	92.999	3:23.069	94.734	4
12	STWN	53	Veronika HANKOCYOVA	Kawasaki - R T & E Racing	a	5	17:26.186	1:47.852	91.573	3:25.196	93.752	4
13	STWN	11	Callum LAIDLAW	Suzuki - Dunlop Racing	b	5	17:26.953	1:48.619	91.506	3:27.193	92.848	4
14	STWN	24	Graham KENNEDY	Suzuki - Shay D Racing	b	5	17:34.634	1:56.300	90.839	3:27.720	92.613	5
15	STWN	38	Jordan McFERRAN	Suzuki - Cam Racing	b	5	17:38.860	2:00.526	90.477	3:29.913	91.645	5
16	STWN	79	Stephen DAVISON	Kawasaki	b	5	17:39.268	2:00.934	90.442	3:30.152	91.541	5
17	STWN	42	Brian LOUGHLIN	Suzuki	b	5	17:50.363	2:12.029	89.504	3:33.133	90.261	5
18	STWN	118	Tommy HEAPHY	Suzuki - Ballyneal Stone Masons	b	5	17:56.668	2:18.334	88.980	3:33.821	89.970	5
19	STWN	131	Robert CAIRNS	Kawasaki	a	5	17:57.542	2:19.208	88.908	3:32.953	88.528	1
20	STWN	91	Des BUTLER	Suzuki	b	5	18:11.323	2:32.989	87.785	3:35.790	89.149	2

Fastest Lap / New Lap Record 103.694 mph (Previously 101.146 mph)


STWN	77	Ryan FARQUHAR	Kawasaki - SGS / KMR							3:05.522	103.694	5
------	----	---------------	----------------------	--	--	--	--	--	--	----------	---------	---

Not Classified

DNF	STWN	143	Colin STEPHENSON	Kawasaki - VRS Racing	a	3	10:06.250		94.560	3:20.130	94.200	1
DNF	STWN	177	Mark SHIELS	Kawasaki - MSR	a	2	7:04.640		89.699	3:31.079	91.139	2
DNF	STWN	43	Philip CROSBIE	Kawasaki	a	1	3:33.120		88.459	3:33.120	88.459	1

Provisional result to be confirmed by the Stewards of the Meeting subject to completion of technical inspections & the time limit for protests

Page 1 / 1

Circuit	Tandragee	Signed	 Chief Timekeeper	Organising Club	North Armagh MC&CC
Length(miles)	5.3438	Lap 1 (5.2368)		Race Started	14:14
Weather	Sunny			Gp Time Diff - b	27.41
Track	Dry	Issued At:	14:38		



AROUND A POUND TANDRAGEE 100

SUPERTWIN

Race 5 - Tayto Supertwin

Saturday, 23 April 2016

DETAILED RESULT



Race Classification

1 77 Ryan FARQUHAR

Total Time **15:38.334** Avg Speed **102.098** Behind
Best Time **3:05.522** Best Speed **103.694** On 5 Gp a

Lap	Elapsed Time	Lap Time	Lap Speed
1	3:09.541	3:09.541	99.463
2	6:17.771	3:08.230	102.202
3	9:25.472	3:07.701	102.490
4	12:32.812	3:07.340	102.688
5	15:38.334	3:05.522	103.694

2 4 M MITCHELL THOMAS

Total Time **15:39.364** Avg Speed **101.986** Behind **1.030**
Best Time **3:06.619** Best Speed **103.084** On 4 Gp a

Lap	Elapsed Time	Lap Time	Lap Speed
1	3:09.788	3:09.788	99.333
2	6:17.920	3:08.132	102.255
3	9:25.596	3:07.676	102.504
4	12:32.215	3:06.619	103.084
5	15:39.364	3:07.149	102.792

3 82 Derek SHEILS

Total Time **16:02.184** Avg Speed **99.568** Behind **23.850**
Best Time **3:10.919** Best Speed **100.763** On 3 Gp b

Lap	Elapsed Time	Lap Time	Lap Speed
1	3:11.942	3:11.942	98.219
2	6:25.788	3:13.846	99.241
3	9:36.707	3:10.919	100.763
4	12:49.080	3:12.373	100.001
5	16:02.184	3:13.104	99.622

4 23 Michal DOKOUPIL

Total Time **16:08.424** Avg Speed **98.926** Behind **30.090**
Best Time **3:11.563** Best Speed **100.424** On 5 Gp a

Lap	Elapsed Time	Lap Time	Lap Speed
1	3:16.188	3:16.188	96.093
2	6:30.107	3:13.919	99.204
3	9:42.750	3:12.643	99.861
4	12:56.861	3:14.111	99.106
5	16:08.424	3:11.563	100.424

Race Classification

5 22 Paul JORDAN

Total Time **16:08.585** Avg Speed **98.910** Behind **30.251**
Best Time **3:12.997** Best Speed **99.678** On 5 Gp a

Lap	Elapsed Time	Lap Time	Lap Speed
1	3:13.382	3:13.382	97.487
2	6:27.901	3:14.519	98.898
3	9:41.583	3:13.682	99.325
4	12:55.588	3:14.005	99.160
5	16:08.585	3:12.997	99.678

6 56 Adam McLEAN

Total Time **16:19.768** Avg Speed **97.781** Behind **41.434**
Best Time **3:14.853** Best Speed **98.728** On 5 Gp a

Lap	Elapsed Time	Lap Time	Lap Speed
1	3:16.647	3:16.647	95.869
2	6:32.111	3:15.464	98.420
3	9:48.660	3:16.549	97.876
4	13:04.915	3:16.255	98.023
5	16:19.768	3:14.853	98.728

7 64 Stephen McKNIGHT

Total Time **16:21.335** Avg Speed **97.624** Behind **43.001**
Best Time **3:15.061** Best Speed **98.623** On 5 Gp a

Lap	Elapsed Time	Lap Time	Lap Speed
1	3:17.172	3:17.172	95.613
2	6:34.183	3:17.011	97.647
3	9:50.126	3:15.943	98.179
4	13:06.274	3:16.148	98.076
5	16:21.335	3:15.061	98.623

8 96 Andy FARRELL

Total Time **16:22.110** Avg Speed **97.547** Behind **43.776**
Best Time **3:15.286** Best Speed **98.509** On 3 Gp a

Lap	Elapsed Time	Lap Time	Lap Speed
1	3:17.451	3:17.451	95.478
2	6:34.562	3:17.111	97.597
3	9:49.848	3:15.286	98.509
4	13:06.713	3:16.865	97.719
5	16:22.110	3:15.397	98.453

AROUND A POUND TANDRAGEE 100

SUPERTWIN

Race 5 - Tayto Supertwin

Saturday, 23 April 2016

DETAILED RESULT



Race Classification

9 84 Rhys HARDISTY

Total Time **16:22.437** Avg Speed **97.515** Behind **44.103**
Best Time **3:15.222** Best Speed **98.542** On **5** Gp **a**

Lap	Elapsed Time	Lap Time	Lap Speed
1	3:16.401	3:16.401	95.989
2	6:33.932	3:17.531	97.390
3	9:51.802	3:17.870	97.223
4	13:07.215	3:15.413	98.445
5	16:22.437	3:15.222	98.542

Race Classification

13 11 Callum LAIDLAW

Total Time **17:26.953** Avg Speed **91.506** Behind **1:48.619**
Best Time **3:27.193** Best Speed **92.848** On **4** Gp **b**

Lap	Elapsed Time	Lap Time	Lap Speed
1	3:32.049	3:32.049	88.905
2	7:00.986	3:28.937	92.073
3	10:29.614	3:28.628	92.210
4	13:56.807	3:27.193	92.848
5	17:26.953	3:30.146	91.543

10 65 Michael SWEENEY

Total Time **16:40.818** Avg Speed **95.724** Behind **1:02.484**
Best Time **3:16.809** Best Speed **97.747** On **2** Gp **a**

Lap	Elapsed Time	Lap Time	Lap Speed
1	3:26.283	3:26.283	91.390
2	6:43.092	3:16.809	97.747
3	10:02.984	3:19.892	96.239
4	13:21.119	3:18.135	97.093
5	16:40.818	3:19.699	96.332

14 24 Graham KENNEDY

Total Time **17:34.634** Avg Speed **90.839** Behind **1:56.300**
Best Time **3:27.720** Best Speed **92.613** On **5** Gp **b**

Lap	Elapsed Time	Lap Time	Lap Speed
1	3:35.589	3:35.589	87.446
2	7:07.242	3:31.653	90.892
3	10:37.883	3:30.641	91.328
4	14:06.914	3:29.031	92.032
5	17:34.634	3:27.720	92.613

11 10 James CHAWKE

Total Time **17:10.138** Avg Speed **92.999** Behind **1:31.804**
Best Time **3:23.069** Best Speed **94.734** On **4** Gp **a**

Lap	Elapsed Time	Lap Time	Lap Speed
1	3:32.311	3:32.311	88.796
2	6:56.786	3:24.475	94.082
3	10:21.511	3:24.725	93.968
4	13:44.580	3:23.069	94.734
5	17:10.138	3:25.558	93.587

15 38 Jordan McFERRAN

Total Time **17:38.860** Avg Speed **90.477** Behind **2:00.526**
Best Time **3:29.913** Best Speed **91.645** On **5** Gp **b**

Lap	Elapsed Time	Lap Time	Lap Speed
1	3:34.693	3:34.693	87.811
2	7:06.823	3:32.130	90.687
3	10:37.069	3:30.246	91.500
4	14:08.947	3:31.878	90.795
5	17:38.860	3:29.913	91.645

12 53 Veronika HANKOCYOVA

Total Time **17:26.186** Avg Speed **91.573** Behind **1:47.852**
Best Time **3:25.196** Best Speed **93.752** On **4** Gp **a**

Lap	Elapsed Time	Lap Time	Lap Speed
1	3:33.916	3:33.916	88.129
2	7:05.696	3:31.780	90.837
3	10:34.627	3:28.931	92.076
4	13:59.823	3:25.196	93.752
5	17:26.186	3:26.363	93.222

16 79 Stephen DAVISON

Total Time **17:39.268** Avg Speed **90.442** Behind **2:00.934**
Best Time **3:30.152** Best Speed **91.541** On **5** Gp **b**

Lap	Elapsed Time	Lap Time	Lap Speed
1	3:33.840	3:33.840	88.161
2	7:06.539	3:32.699	90.445
3	10:36.801	3:30.262	91.493
4	14:09.116	3:32.315	90.608
5	17:39.268	3:30.152	91.541

AROUND A POUND TANDRAGEE 100

SUPERTWIN

Race 5 - Tayto Supertwin

Saturday, 23 April 2016

DETAILED RESULT



Race Classification

17 42 Brian LOUGHLIN

Total Time **17:50.363** Avg Speed **89.504** Behind **2:12.029**

Best Time **3:33.133** Best Speed **90.261** On **5** Gp **b**

Lap	Elapsed Time	Lap Time	Lap Speed
1	3:34.476	3:34.476	87.899
2	7:08.753	3:34.277	89.779
3	10:42.431	3:33.678	90.030
4	14:17.230	3:34.799	89.560
5	17:50.363	3:33.133	90.261

18 118 Tommy HEAPHY

Total Time **17:56.668** Avg Speed **88.980** Behind **2:18.334**

Best Time **3:33.821** Best Speed **89.970** On **5** Gp **b**

Lap	Elapsed Time	Lap Time	Lap Speed
1	3:38.364	3:38.364	86.334
2	7:12.442	3:34.078	89.862
3	10:47.623	3:35.181	89.401
4	14:22.847	3:35.224	89.384
5	17:56.668	3:33.821	89.970

19 131 Robert CAIRNS

Total Time **17:57.542** Avg Speed **88.908** Behind **2:19.208**

Best Time **3:32.953** Best Speed **88.528** On **1** Gp **a**

Lap	Elapsed Time	Lap Time	Lap Speed
1	3:32.953	3:32.953	88.528
2	7:09.425	3:36.472	88.868
3	10:45.636	3:36.211	88.976
4	14:22.329	3:36.693	88.778
5	17:57.542	3:35.213	89.388

20 91 Des BUTLER

Total Time **18:11.323** Avg Speed **87.785** Behind **2:32.989**

Best Time **3:35.790** Best Speed **89.149** On **2** Gp **b**

Lap	Elapsed Time	Lap Time	Lap Speed
1	3:37.574	3:37.574	86.648
2	7:13.364	3:35.790	89.149
3	10:51.705	3:38.341	88.108
4	14:30.053	3:38.348	88.105
5	18:11.323	3:41.270	86.941

Not Classified

DNF 143 Colin STEPHENSON

Total Time **10:06.250** Avg Speed **94.560** Behind

Best Time **3:20.130** Best Speed **94.200** On **1** Gp **a**

Lap	Elapsed Time	Lap Time	Lap Speed
1	3:20.130	3:20.130	94.200
2	6:41.313	3:21.183	95.622
3	10:06.250	3:24.937	93.870

DNF 177 Mark SHIELDS

Total Time **7:04.640** Avg Speed **89.699** Behind

Best Time **3:31.079** Best Speed **91.139** On **2** Gp **a**

Lap	Elapsed Time	Lap Time	Lap Speed
1	3:33.561	3:33.561	88.276
2	7:04.640	3:31.079	91.139

DNF 43 Philip CROSBIE

Total Time **3:33.120** Avg Speed **88.459** Behind

Best Time **3:33.120** Best Speed **88.459** On **1** Gp **a**

Lap	Elapsed Time	Lap Time	Lap Speed
1	3:33.120	3:33.120	88.459

Not Classified

AROUND A POUND TANDRAGEE 100

SUPERTWIN

Race 5 - Tayto Supertwin

LAP CHART



1					2					3				
No	Name	Gp	Time of Day	Lap Time	No	Name	Gp	Time of Day	Lap Time	No	Name	Gp	Time of Day	Lap Time
77	Ryan FARQUHAR	a	14:17:17.619	3:09.541	77	Ryan FARQUHAR	a	14:20:25.849	3:08.230	77	Ryan FARQUHAR	a	14:23:33.550	3:07.701
4	M MITCHELL THOMAS	a	14:17:17.866	3:09.788	4	M MITCHELL THOMAS	a	14:20:25.998	3:08.132	4	M MITCHELL THOMAS	a	14:23:33.674	3:07.676
82	Derek SHEILS	b	14:17:20.020	3:11.942	82	Derek SHEILS	b	14:20:33.866	3:13.846	82	Derek SHEILS	b	14:23:44.785	3:10.919
22	Paul JORDAN	a	14:17:21.460	3:13.382	22	Paul JORDAN	a	14:20:35.979	3:14.519	22	Paul JORDAN	a	14:23:49.661	3:13.682
23	Michal DOKOUPIL	a	14:17:24.266	3:16.188	23	Michal DOKOUPIL	a	14:20:38.185	3:13.919	23	Michal DOKOUPIL	a	14:23:50.828	3:12.643
84	Rhys HARDISTY	a	14:17:24.479	3:16.401	56	Adam McLEAN	a	14:20:40.189	3:15.464	56	Adam McLEAN	a	14:23:56.738	3:16.549
56	Adam McLEAN	a	14:17:24.725	3:16.647	84	Rhys HARDISTY	a	14:20:42.010	3:17.531	96	Andy FARRELL	a	14:23:57.926	3:15.286
64	Stephen McKNIGHT	a	14:17:25.250	3:17.172	64	Stephen McKNIGHT	a	14:20:42.261	3:17.011	64	Stephen McKNIGHT	a	14:23:58.204	3:15.943
96	Andy FARRELL	a	14:17:25.529	3:17.451	96	Andy FARRELL	a	14:20:42.640	3:17.111	84	Rhys HARDISTY	a	14:23:59.880	3:17.870
143	Colin STEPHENSON	a	14:17:28.208	3:20.130	143	Colin STEPHENSON	a	14:20:49.391	3:21.183	65	Michael SWEENEY	a	14:24:11.062	3:19.892
65	Michael SWEENEY	a	14:17:34.361	3:26.283	65	Michael SWEENEY	a	14:20:51.170	3:16.809	143	Colin STEPHENSON	a	14:24:14.328	3:24.937
11	Callum LAIDLAW	b	14:17:40.127	3:32.049	10	James CHAWKE	a	14:21:04.864	3:24.475	10	James CHAWKE	a	14:24:29.589	3:24.725
10	James CHAWKE	a	14:17:40.389	3:32.311	11	Callum LAIDLAW	b	14:21:09.064	3:28.937	11	Callum LAIDLAW	b	14:24:37.692	3:28.628
131	Robert CAIRNS	a	14:17:41.031	3:32.953	177	Mark SHIELS	a	14:21:12.718	3:31.079	53	Veronika HANKOCYOVA	a	14:24:42.705	3:28.931
43	Philip CROSBIE	a	14:17:41.198	3:33.120	53	Veronika HANKOCYOVA	a	14:21:13.774	3:31.780	79	Stephen DAVISON	b	14:24:44.879	3:30.262
177	Mark SHIELS	a	14:17:41.639	3:33.561	79	Stephen DAVISON	b	14:21:14.617	3:32.699	38	Jordan McFERRAN	b	14:24:45.147	3:30.246
79	Stephen DAVISON	b	14:17:41.918	3:33.840	38	Jordan McFERRAN	b	14:21:14.901	3:32.130	24	Graham KENNEDY	b	14:24:45.961	3:30.641
53	Veronika HANKOCYOVA	a	14:17:41.994	3:33.916	24	Graham KENNEDY	b	14:21:15.320	3:31.653	42	Brian LOUGHLIN	b	14:24:50.509	3:33.678
42	Brian LOUGHLIN	b	14:17:42.554	3:34.476	42	Brian LOUGHLIN	b	14:21:16.831	3:34.277	131	Robert CAIRNS	a	14:24:53.714	3:36.211
38	Jordan McFERRAN	b	14:17:42.771	3:34.693	131	Robert CAIRNS	a	14:21:17.503	3:36.472	118	Tommy HEAPHY	b	14:24:55.701	3:35.181
24	Graham KENNEDY	b	14:17:43.667	3:35.589	118	Tommy HEAPHY	b	14:21:20.520	3:34.078	91	Des BUTLER	b	14:24:59.783	3:38.341
91	Des BUTLER	b	14:17:45.652	3:37.574	91	Des BUTLER	b	14:21:21.442	3:35.790					
118	Tommy HEAPHY	b	14:17:46.442	3:38.364										

4				
No	Name	Gp	Time of Day	Lap Time
4	M MITCHELL THOMAS	a	14:26:40.293	3:06.619
77	Ryan FARQUHAR	a	14:26:40.890	3:07.340
82	Derek SHEILS	b	14:26:57.158	3:12.373
22	Paul JORDAN	a	14:27:03.666	3:14.005
23	Michal DOKOUPIL	a	14:27:04.939	3:14.111
56	Adam McLEAN	a	14:27:12.993	3:16.255
64	Stephen McKNIGHT	a	14:27:14.352	3:16.148
96	Andy FARRELL	a	14:27:14.791	3:16.865
84	Rhys HARDISTY	a	14:27:15.293	3:15.413
65	Michael SWEENEY	a	14:27:29.197	3:18.135
10	James CHAWKE	a	14:27:52.658	3:23.069
11	Callum LAIDLAW	b	14:28:04.885	3:27.193
53	Veronika HANKOCYOVA	a	14:28:07.901	3:25.196
24	Graham KENNEDY	b	14:28:14.992	3:29.031
38	Jordan McFERRAN	b	14:28:17.025	3:31.878
79	Stephen DAVISON	b	14:28:17.194	3:32.315
42	Brian LOUGHLIN	b	14:28:25.308	3:34.799
131	Robert CAIRNS	a	14:28:30.407	3:36.693
118	Tommy HEAPHY	b	14:28:30.925	3:35.224
91	Des BUTLER	b	14:28:38.131	3:38.348

AROUND A POUND TANDRAGEE 100

SUPERTWIN

Race 5 - Tayto Supertwin

LAP CHART



5

No	Name	Gp	Time of Day	Lap Time
77	Ryan FARQUHAR	a	14:29:46.412	3:05.522
4	M MITCHELL THOMAS	a	14:29:47.442	3:07.149
82	Derek SHEILS	b	14:30:10.262	3:13.104
23	Michal DOKOUPIL	a	14:30:16.502	3:11.563
22	Paul JORDAN	a	14:30:16.663	3:12.997
56	Adam McLEAN	a	14:30:27.846	3:14.853
64	Stephen McKNIGHT	a	14:30:29.413	3:15.061
96	Andy FARRELL	a	14:30:30.188	3:15.397
84	Rhys HARDISTY	a	14:30:30.515	3:15.222
65	Michael SWEENEY	a	14:30:48.896	3:19.699
10	James CHAWKE	a	14:31:18.216	3:25.558
53	Veronika HANKOCYOVA	a	14:31:34.264	3:26.363
11	Callum LAIDLAW	b	14:31:35.031	3:30.146
24	Graham KENNEDY	b	14:31:42.712	3:27.720
38	Jordan McFERRAN	b	14:31:46.938	3:29.913
79	Stephen DAVISON	b	14:31:47.346	3:30.152
42	Brian LOUGHLIN	b	14:31:58.441	3:33.133
118	Tommy HEAPHY	b	14:32:04.746	3:33.821
131	Robert CAIRNS	a	14:32:05.620	3:35.213
91	Des BUTLER	b	14:32:19.401	3:41.270

ROAD RACE - IRISH SUPERTWIN

2016

Pos	No.	Name	Total	Diff	Gap	#1	#2
						R1	R1
1	77	Ryan FARQUHAR	50	0	0	25	25
2	4	M MITCHELL THOMAS	40	10	10	20	20
3	23	Michal DOKOUPIL	26	24	14	13	13
4	65	Michael SWEENEY	22	28	4	16	6
5	122	Paul JORDAN	22	28	0	11	11
6	82	Derek SHEILS	16	34	6	x	16
7	40	Rhys HARDISTY	15	35	1	8	7
8	53	Veronika HANKOCYOVA	13	37	2	9	4
9	56	Adam McLEAN	10	40	3	x	10
10	142	Marc IRONSIDE	10	40	0	10	x
11	64	Stephen McKNIGHT	9	41	1	x	9
12	96	Andy FARRELL	8	42	1	x	8
13	131	Robert CAIRNS	7	43	1	7	x
14	10	James CHAWKE	5	45	2	x	5
15	11	Callum LAIDLAW	3	47	2	x	3
16	24	Graham KENNEDY	2	48	1	x	2
17	38	Jordan McFERRAN	1	49	1	x	1

Event Legend

#1 01/04/2016 JFM HAULAGE MID-ANTRIM 150

#2 22/04/2016 AROUND A POUND TANDRAGEE 100

ROAD RACE - ULSTER SUPERTWIN

2016

Pos	No.	Name	Total	Diff	Gap	#1 #2	
						R1	R1
1	77	Ryan FARQUHAR	50	0	0	25	25
2	4	M MITCHELL THOMAS	40	10	10	20	20
3	23	Michal DOKOUPIL	26	24	14	13	13
4	65	Michael SWEENEY	22	28	4	16	6
5	122	Paul JORDAN	22	28	0	11	11
6	82	Derek SHEILS	16	34	6	x	16
7	40	Rhys HARDISTY	15	35	1	8	7
8	53	Veronika HANKOCYOVA	13	37	2	9	4
9	56	Adam McLEAN	10	40	3	x	10
10	142	Marc IRONSIDE	10	40	0	10	x
11	64	Stephen McKNIGHT	9	41	1	x	9
12	96	Andy FARRELL	8	42	1	x	8
13	131	Robert CAIRNS	7	43	1	7	x
14	10	James CHAWKE	5	45	2	x	5
15	11	Callum LAIDLAW	3	47	2	x	3
16	24	Graham KENNEDY	2	48	1	x	2
17	38	Jordan McFERRAN	1	49	1	x	1

Event Legend

#1 01/04/2016 JFM HAULAGE MID-ANTRIM 150

#2 22/04/2016 AROUND A POUND TANDRAGEE 100