

Around A Pound

TANDRAGEE 100

Friday 22nd & Saturday 23rd April 2016

promoted by North Armagh MC & CC

www.tandragee100.co.uk



WOOLSEY CONCRETE
PRECAST CONCRETE MANUFACTURER

SUPERSPORT



2&4
WHEEL MOTORSPORT
STEERING GROUP LTD

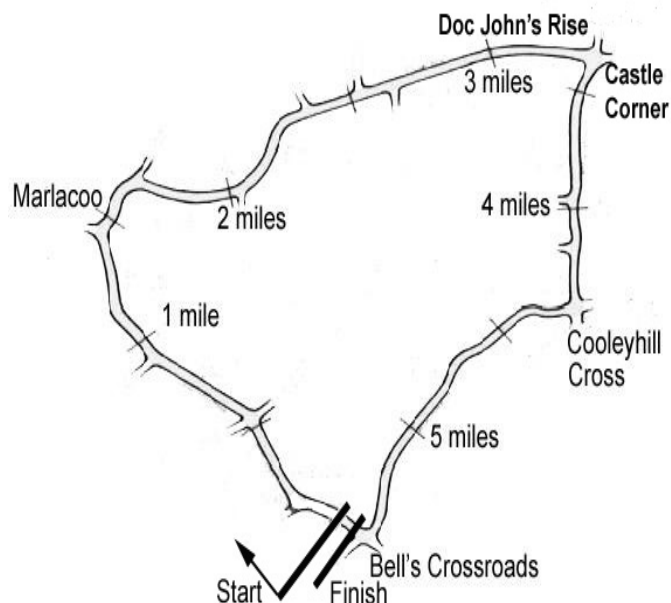


Armagh City
Banbridge
& Craigavon
Borough Council



tourism
northernireland

Tandragee Circuit 5.34375 miles



LAP RECORDS

Class	Rider	Machine	m s	mph	Year
125cc	Robert Dunlop	Honda	3 19.38	96.487	1999
Moto 3	to be established				
Moto 450	Ryan Farquhar	Kawasaki 450	3 21.613	95.418	2014
250cc	Phillip McCallen	Honda	3 10.0	101.25	1991
Supersport 400	Dave Leach	Yamaha	3 20.0	96.19	1995
Supertwin	Adrian Archibald	Kawasaki	3 10.196	101.146	2011
Supersport	Michael Dunlop	Yamaha	2 57.522	108.367	2011
Superbike	Michael Dunlop	Kawasaki	2 56.012	109.297	2011
Senior Support	James Kelly	Honda 600	3 13.835	99.247	2013
Junior Support	Derek Costello	Kawasaki 650	3 20.827	95.791	2014
Classic 1000cc	Stewart Parkhill	BSA 750	3 29.69	91.74	1996
Classic 500cc	Bob Jackson	Norton	3 27.03	92.921	1998
Classic 350cc	Colin Rodgers	Honda	3 38.59	88.007	1999
Classic 250cc	Gary Long	Suzuki	3 42.23	86.566	1997
Forgotten Era	Des Butler		4 02.594	79.299	2015

MOST WINS at TANDRAGEE 100

Joey Dunlop	18	1971-00	(125-3, 200 HC-1, 250-2, 350-3, 500-1, SSP-1, SBK-7)
Ryan Farquhar	17	1996-15	(450-4, STWN-3, SSP-2, SBK-5, SJUN-1, C500-2)
Brian Reid	14	1980-94	(125-1, 250-3, 350-4, 500-1, SSP-3, SBK-2)
Michael Dunlop	11	2006-13	(125-1, 250-2, SSP-3, SBK-4, SJUN-1)
Ray McCullough	10	1971-82	(250-7, 350-2, 500-1)
Phillip McCallen	9	1988-99	(125-1, 250-3, SSP-1, SBK-4)
Sam McClements	8	1981-89	(SBK-5, C500-3)
William Dunlop	8	2008-15	(125-1, 250-4, SSP-2, SBK-1)
Robert Dunlop	7	1985-06	(125-7)

MOST WINS AT ALL IRISH ROAD RACE MEETINGS (after Mid-Antrim 150 2016)

Ryan Farquhar	208	1995-16
Joey Dunlop	156	1971-00
Robert Dunlop	135	1980-08
William Dunlop	112	2005-15
Ray McCullough	109	1960-82
Phillip McCallen	109	1987-99
Michael Dunlop	92	2006-15
Brian Reid	78	1980-94
Darran Lindsay	74	1999-06
James Courtney	66	1992-99

AROUND A POUND TANDRAGEE 100

SUPERSPORT

Qualifying


Friday, 22 April 2016



Pos	Class	No	Name	Machine / Sponsor	----- Best Lap -----			On	Laps
					Time	Behind	Speed		
Qualifying Classification									
1	SSPR	6	William DUNLOP	Yamaha - CD-IC Racing	3:02.156		105.610	4	4
2	SSPR	4	M MITCHELL THOMAS	Honda - Cookstown BE Racing	3:05.941	3.785	103.460	4	5
3	SSPR	7	Dan KNEEN	Yamaha - Mar-Train Racing	3:07.471	5.315	102.616	4	5
4	SSPR	65	Michael SWEENEY	Yamaha - Tracblast	3:09.744	7.588	101.387	2	5
5	SSPR	143	Joe NEWBOULD	Kawasaki	3:09.808	7.652	101.352	4	5
6	SSPR	22	Paul JORDAN	Honda - B&W / Site Sealants	3:10.807	8.651	100.822	2	4
7	SSPR	43	Colin STEPHENSON	Yamaha	3:11.111	8.955	100.661	5	5
8	SSPR	109	Neil KERNOHAN	Yamaha - Logan Racing	3:12.092	9.936	100.147	4	5
9	SSPR	78	Dean CAMPBELL	Kawasaki	3:12.443	10.287	99.965	4	5
10	SSPR	5	Thomas MAXWELL	Yamaha	3:12.545	10.389	99.912	5	5
11	SSPR	71	Davy MORGAN	Yamaha - Magic Bullet	3:12.820	10.664	99.769	3	5
12	SSPR	9	Wayne KIRWAN	Kawasaki	3:14.509	12.353	98.903	4	5
13	SSPR	23	Michal DOKOUPIL	Yamaha - Motopoint	3:15.459	13.303	98.422	5	5
14	SSPR	24	Graham KENNEDY	Yamaha - Patsy Kennedy	3:16.234	14.078	98.033	3	5
15	SSPR	68	Gareth EVANS	Suzuki - Joe Evans Garage	3:17.044	14.888	97.630	5	5
16	SSPR	26	Dennis BOOTH	Kawasaki	3:17.444	15.288	97.433	3	5
17	SSPR	20	David LUMSDEN	Yamaha - Koru 4U	3:18.089	15.933	97.115	5	5
18	SSPR	53	Rob BARBER	Honda - PRB Racing	3:18.685	16.529	96.824	3	5
19	SSPR	59	Darryl TWEED	Triumph 675	3:20.356	18.200	96.017	5	5
20	SSPR	74	Tommy HENRY	Yamaha - NJT Racing	3:20.865	18.709	95.773	3	5
21	SSPR	116	Michael WELDON	Yamaha	3:20.932	18.776	95.741	3	4
22	SSPR	164	Stephen TOBIN	Yamaha	3:22.348	20.192	95.071	5	5
23	SSPR	171	Brian COOMEY	Yamaha	3:22.489	20.333	95.005	5	5
24	SSPR	311	Allan BRODIE	Yamaha	3:22.930	20.774	94.799	5	5
25	SSPR	92	Noel CARROLL	Yamaha	3:22.951	20.795	94.789	4	5
26	SSPR	147	Mark PARRETT	Yamaha - Mark Parrett Racing	3:23.089	20.933	94.724	5	5
27	SSPR	38	Paul WILLIAMS	Kawasaki	3:23.410	21.254	94.575	5	5
28	SSPR	138	Steven PROCTER	Yamaha	3:24.150	21.994	94.232	5	5
29	SSPR	80	Phill ARCHER	Yamaha	3:24.988	22.832	93.847	4	5
30	SSPR	18	Vic ALLAN	Yamaha	3:25.902	23.746	93.430	3	3
31	SSPR	14	Rodney LITTLE	Yamaha	3:26.398	24.242	93.206	4	5
32	SSPR	62	Sean CONNOLLY	Kawasaki	3:26.919	24.763	92.971	5	5
33	SSPR	151	Scott MILLER	Yamaha	3:27.276	25.120	92.811	5	5
34	SSPR	11	Callum LAIDLAW	Kawasaki - Dunlop Racing	3:27.728	25.572	92.609	5	5
35	SSPR	51	David HOLLAND	Kawasaki	3:27.839	25.683	92.560	5	5
36	SSPR	125	Matthew REES	MV Agusta 675	3:29.890	27.734	91.655	5	5
37	SSPR	79	Vinny BRENNAN	Yamaha - Network 2000	3:33.147	30.991	90.255	5	5
38	SSPR	54	Sam JOHNSON	Yamaha	3:40.682	38.526	87.173	2	5
39	SSPR	176	James CHRISTIE	Yamaha - Team JCR	3:41.811	39.655	86.729	3	3
40	SSPR	132	Shaun WYNNE	Triumph 675	3:46.264	44.108	85.022	4	5
41	SSPR	113	Ian PERT	Suzuki - Hedz Up	4:02.427	1:00.271	79.354	4	4
42	SSPR	73	James KELLY	Yamaha - Lift West	5:03.504	2:01.348	63.385	1	1
43	SSPR	93	Paul CRANSTON	Honda - P & J Fuel Haulage	5:17.966	2:15.810	60.502	1	1

Provisional result to be confirmed by the Stewards of the Meeting subject to completion of technical inspections & the time limit for protests

Page 1 / 1

Circuit	Tandragee	Signed		Organising Club	North Armagh MC&CC
Length(miles)	5.3438 Lap 1 (5.2368)		Chief Timekeeper	Qualifying Started	17:15
Weather	Cloudy	Issued At:	17:41		
Track	Dry				



AROUND A POUND TANDRAGEE 100

SUPERSPORT

Qualifying

Friday, 22 April 2016

DETAILED RESULT



Qualifying Classification

Position

1 6 William DUNLOP

SSPR Behind
Best Time **3:02.156** Best Speed **105.610** On **4** Gp

Lap	Elapsed Time	Lap Time	Lap Speed
1	5:48.500	5:48.500	54.096
2	8:57.721	3:09.221	101.667
3	12:01.555	3:03.834	104.646
4	15:03.711	3:02.156	105.610

2 4 M MITCHELL THOMAS

SSPR Behind **3.785**
Best Time **3:05.941** Best Speed **103.460** On **4** Gp

Lap	Elapsed Time	Lap Time	Lap Speed
1	4:52.630	4:52.630	64.424
2	8:02.096	3:09.466	101.535
3	11:09.655	3:07.559	102.568
4	14:15.596	3:05.941	103.460
5	17:28.791	3:13.195	99.576

3 7 Dan KNEEN

SSPR Behind **5.315**
Best Time **3:07.471** Best Speed **102.616** On **4** Gp

Lap	Elapsed Time	Lap Time	Lap Speed
1	4:50.254	4:50.254	64.951
2	7:58.563	3:08.309	102.159
3	11:06.222	3:07.659	102.513
4	14:13.693	3:07.471	102.616
5	17:29.544	3:15.851	98.225

4 65 Michael SWEENEY

SSPR Behind **7.588**
Best Time **3:09.744** Best Speed **101.387** On **2** Gp

Lap	Elapsed Time	Lap Time	Lap Speed
1	4:52.005	4:52.005	64.562
2	8:01.749	3:09.744	101.387
3	11:13.442	3:11.693	100.356
4	14:26.057	3:12.615	99.875
5	17:36.991	3:10.934	100.755

Qualifying Classification

Position

5 143 Joe NEWBOULD

SSPR Behind **7.652**
Best Time **3:09.808** Best Speed **101.352** On **4** Gp

Lap	Elapsed Time	Lap Time	Lap Speed
1	5:34.786	5:34.786	56.311
2	8:48.494	3:13.708	99.312
3	12:04.131	3:15.637	98.333
4	15:13.939	3:09.808	101.352
5	18:24.482	3:10.543	100.961

6 22 Paul JORDAN

SSPR Behind **8.651**
Best Time **3:10.807** Best Speed **100.822** On **2** Gp

Lap	Elapsed Time	Lap Time	Lap Speed
1	5:09.949	5:09.949	60.824
2	8:20.756	3:10.807	100.822
3	11:32.636	3:11.880	100.258
4	14:54.420	3:21.784	95.337

7 43 Colin STEPHENSON

SSPR Behind **8.955**
Best Time **3:11.111** Best Speed **100.661** On **5** Gp

Lap	Elapsed Time	Lap Time	Lap Speed
1	5:01.160	5:01.160	62.599
2	8:14.805	3:13.645	99.344
3	11:27.353	3:12.548	99.910
4	14:40.180	3:12.827	99.766
5	17:51.291	3:11.111	100.661

8 109 Neil KERNOHAN

SSPR Behind **9.936**
Best Time **3:12.092** Best Speed **100.147** On **4** Gp

Lap	Elapsed Time	Lap Time	Lap Speed
1	5:16.863	5:16.863	59.497
2	8:33.814	3:16.951	97.677
3	11:49.350	3:15.536	98.383
4	15:01.442	3:12.092	100.147
5	18:25.926	3:24.484	94.078

AROUND A POUND TANDRAGEE 100

SUPERSPORT

Qualifying

Friday, 22 April 2016

DETAILED RESULT



Qualifying Classification

Position

9 78 Dean CAMPBELL

SSPR Behind 10.287

Best Time 3:12.443 Best Speed 99.965 On 4 Gp

Lap	Elapsed Time	Lap Time	Lap Speed
1	5:03.084	5:03.084	62.202
2	8:18.050	3:14.966	98.671
3	11:32.175	3:14.125	99.099
4	14:44.618	3:12.443	99.965
5	17:57.486	3:12.868	99.744

Qualifying Classification

Position

13 23 Michal DOKOUPIL

SSPR Behind 13.303

Best Time 3:15.459 Best Speed 98.422 On 5 Gp

Lap	Elapsed Time	Lap Time	Lap Speed
1	6:01.650	6:01.650	52.129
2	9:24.551	3:22.901	94.812
3	12:46.583	3:22.032	95.220
4	16:04.491	3:17.908	97.204
5	19:19.950	3:15.459	98.422

10 5 Thomas MAXWELL

SSPR Behind 10.389

Best Time 3:12.545 Best Speed 99.912 On 5 Gp

Lap	Elapsed Time	Lap Time	Lap Speed
1	4:57.445	4:57.445	63.381
2	8:14.715	3:17.270	97.519
3	11:29.759	3:15.044	98.632
4	14:44.586	3:14.827	98.741
5	17:57.131	3:12.545	99.912

14 24 Graham KENNEDY

SSPR Behind 14.078

Best Time 3:16.234 Best Speed 98.033 On 3 Gp

Lap	Elapsed Time	Lap Time	Lap Speed
1	5:14.805	5:14.805	59.886
2	8:33.361	3:18.556	96.887
3	11:49.595	3:16.234	98.033
4	15:06.360	3:16.765	97.769
5	18:26.884	3:20.524	95.936

11 71 Davy MORGAN

SSPR Behind 10.664

Best Time 3:12.820 Best Speed 99.769 On 3 Gp

Lap	Elapsed Time	Lap Time	Lap Speed
1	5:11.918	5:11.918	60.440
2	8:27.531	3:15.613	98.345
3	11:40.351	3:12.820	99.769
4	14:54.637	3:14.286	99.016
5	18:09.107	3:14.470	98.923

15 68 Gareth EVANS

SSPR Behind 14.888

Best Time 3:17.044 Best Speed 97.630 On 5 Gp

Lap	Elapsed Time	Lap Time	Lap Speed
1	6:04.496	6:04.496	51.722
2	9:26.671	3:22.175	95.153
3	12:47.344	3:20.673	95.865
4	16:06.714	3:19.370	96.491
5	19:23.758	3:17.044	97.630

12 9 Wayne KIRWAN

SSPR Behind 12.353

Best Time 3:14.509 Best Speed 98.903 On 4 Gp

Lap	Elapsed Time	Lap Time	Lap Speed
1	5:09.372	5:09.372	60.937
2	8:24.423	3:15.051	98.628
3	11:39.616	3:15.193	98.556
4	14:54.125	3:14.509	98.903
5	18:09.257	3:15.132	98.587

16 26 Dennis BOOTH

SSPR Behind 15.288

Best Time 3:17.444 Best Speed 97.433 On 3 Gp

Lap	Elapsed Time	Lap Time	Lap Speed
1	5:31.348	5:31.348	56.896
2	8:52.890	3:21.542	95.452
3	12:10.334	3:17.444	97.433
4	15:29.119	3:18.785	96.775
5	18:51.216	3:22.097	95.189

AROUND A POUND TANDRAGEE 100

SUPERSPORT

Qualifying

Friday, 22 April 2016

DETAILED RESULT



Qualifying Classification

Position

17 20 David LUMSDEN

SSPR Behind 15.933

Best Time 3:18.089 Best Speed 97.115 On 5 Gp

Lap	Elapsed Time	Lap Time	Lap Speed
1	6:04.842	6:04.842	51.673
2	9:31.523	3:26.681	93.078
3	12:53.566	3:22.043	95.215
4	16:11.704	3:18.138	97.091
5	19:29.793	3:18.089	97.115

18 53 Rob BARBER

SSPR Behind 16.529

Best Time 3:18.685 Best Speed 96.824 On 3 Gp

Lap	Elapsed Time	Lap Time	Lap Speed
1	6:17.700	6:17.700	49.913
2	9:40.873	3:23.173	94.685
3	12:59.558	3:18.685	96.824
4	16:19.104	3:19.546	96.406
5	19:48.785	3:29.681	91.747

19 59 Darryl TWEED

SSPR Behind 18.200

Best Time 3:20.356 Best Speed 96.017 On 5 Gp

Lap	Elapsed Time	Lap Time	Lap Speed
1	5:23.255	5:23.255	58.320
2	8:48.150	3:24.895	93.890
3	12:09.198	3:21.048	95.686
4	15:29.806	3:20.608	95.896
5	18:50.162	3:20.356	96.017

20 74 Tommy HENRY

SSPR Behind 18.709

Best Time 3:20.865 Best Speed 95.773 On 3 Gp

Lap	Elapsed Time	Lap Time	Lap Speed
1	5:36.111	5:36.111	56.090
2	9:01.316	3:25.205	93.748
3	12:22.181	3:20.865	95.773
4	15:43.616	3:21.435	95.502
5	19:04.700	3:21.084	95.669

Qualifying Classification

Position

21 116 Michael WELDON

SSPR Behind 18.776

Best Time 3:20.932 Best Speed 95.741 On 3 Gp

Lap	Elapsed Time	Lap Time	Lap Speed
1	5:40.420	5:40.420	55.380
2	9:01.820	3:21.400	95.519
3	12:22.752	3:20.932	95.741
4	15:43.939	3:21.187	95.620

22 164 Stephen TOBIN

SSPR Behind 20.192

Best Time 3:22.348 Best Speed 95.071 On 5 Gp

Lap	Elapsed Time	Lap Time	Lap Speed
1	6:03.893	6:03.893	51.807
2	9:32.838	3:28.945	92.070
3	12:58.656	3:25.818	93.469
4	16:23.167	3:24.511	94.066
5	19:45.515	3:22.348	95.071

23 171 Brian COOMEY

SSPR Behind 20.333

Best Time 3:22.489 Best Speed 95.005 On 5 Gp

Lap	Elapsed Time	Lap Time	Lap Speed
1	5:51.074	5:51.074	53.699
2	9:18.618	3:27.544	92.691
3	12:41.955	3:23.337	94.609
4	16:06.277	3:24.322	94.153
5	19:28.766	3:22.489	95.005

24 311 Allan BRODIE

SSPR Behind 20.774

Best Time 3:22.930 Best Speed 94.799 On 5 Gp

Lap	Elapsed Time	Lap Time	Lap Speed
1	5:53.094	5:53.094	53.392
2	9:21.097	3:28.003	92.487
3	12:46.146	3:25.049	93.819
4	16:09.268	3:23.122	94.709
5	19:32.198	3:22.930	94.799

AROUND A POUND TANDRAGEE 100

SUPERSPORT

Qualifying

Friday, 22 April 2016

DETAILED RESULT



Qualifying Classification

Position

25 92 Noel CARROLL

SSPR Behind 20.795

Best Time 3:22.951 Best Speed 94.789 On 4 Gp

Lap	Elapsed Time	Lap Time	Lap Speed
1	5:47.241	5:47.241	54.292
2	9:18.412	3:31.171	91.099
3	12:44.254	3:25.842	93.458
4	16:07.205	3:22.951	94.789
5	19:30.300	3:23.095	94.722

26 147 Mark PARRETT

SSPR Behind 20.933

Best Time 3:23.089 Best Speed 94.724 On 5 Gp

Lap	Elapsed Time	Lap Time	Lap Speed
1	5:46.313	5:46.313	54.437
2	9:17.478	3:31.165	91.102
3	12:47.041	3:29.563	91.798
4	16:12.164	3:25.123	93.785
5	19:35.253	3:23.089	94.724

27 38 Paul WILLIAMS

SSPR Behind 21.254

Best Time 3:23.410 Best Speed 94.575 On 5 Gp

Lap	Elapsed Time	Lap Time	Lap Speed
1	5:25.367	5:25.367	57.942
2	8:53.848	3:28.481	92.275
3	12:18.507	3:24.659	93.998
4	15:42.154	3:23.647	94.465
5	19:05.564	3:23.410	94.575

28 138 Steven PROCTER

SSPR Behind 21.994

Best Time 3:24.150 Best Speed 94.232 On 5 Gp

Lap	Elapsed Time	Lap Time	Lap Speed
1	6:12.879	6:12.879	50.559
2	9:43.556	3:30.677	91.313
3	13:10.217	3:26.661	93.087
4	16:34.663	3:24.446	94.096
5	19:58.813	3:24.150	94.232

Qualifying Classification

Position

29 80 Phill ARCHER

SSPR Behind 22.832

Best Time 3:24.988 Best Speed 93.847 On 4 Gp

Lap	Elapsed Time	Lap Time	Lap Speed
1	5:57.089	5:57.089	52.794
2	9:31.803	3:34.714	89.596
3	12:59.210	3:27.407	92.752
4	16:24.198	3:24.988	93.847
5	19:50.371	3:26.173	93.308

30 18 Vic ALLAN

SSPR Behind 23.746

Best Time 3:25.902 Best Speed 93.430 On 3 Gp

Lap	Elapsed Time	Lap Time	Lap Speed
1	10:39.932	10:39.932	29.460
2	14:07.586	3:27.654	92.642
3	17:33.488	3:25.902	93.430

31 14 Rodney LITTLE

SSPR Behind 24.242

Best Time 3:26.398 Best Speed 93.206 On 4 Gp

Lap	Elapsed Time	Lap Time	Lap Speed
1	6:07.032	6:07.032	51.364
2	9:43.051	3:36.019	89.055
3	13:12.498	3:29.447	91.849
4	16:38.896	3:26.398	93.206
5	20:05.473	3:26.577	93.125

32 62 Sean CONNOLLY

SSPR Behind 24.763

Best Time 3:26.919 Best Speed 92.971 On 5 Gp

Lap	Elapsed Time	Lap Time	Lap Speed
1	6:04.266	6:04.266	51.754
2	9:41.097	3:36.831	88.721
3	13:09.884	3:28.787	92.139
4	16:37.607	3:27.723	92.611
5	20:04.526	3:26.919	92.971

AROUND A POUND TANDRAGEE 100

SUPERSPORT

Qualifying

Friday, 22 April 2016

DETAILED RESULT



Qualifying Classification

Position

33 151 Scott MILLER

SSPR Behind 25.120

Best Time 3:27.276 Best Speed 92.811 On 5 Gp

Lap	Elapsed Time	Lap Time	Lap Speed
1	6:23.437	6:23.437	49.167
2	9:56.061	3:32.624	90.477
3	13:28.860	3:32.799	90.402
4	17:00.912	3:32.052	90.721
5	20:28.188	3:27.276	92.811

34 11 Callum LAIDLAW

SSPR Behind 25.572

Best Time 3:27.728 Best Speed 92.609 On 5 Gp

Lap	Elapsed Time	Lap Time	Lap Speed
1	6:23.852	6:23.852	49.113
2	9:56.471	3:32.619	90.479
3	13:29.412	3:32.941	90.342
4	16:57.809	3:28.397	92.312
5	20:25.537	3:27.728	92.609

35 51 David HOLLAND

SSPR Behind 25.683

Best Time 3:27.839 Best Speed 92.560 On 5 Gp

Lap	Elapsed Time	Lap Time	Lap Speed
1	6:20.112	6:20.112	49.597
2	9:59.207	3:39.095	87.804
3	13:32.686	3:33.479	90.114
4	17:04.204	3:31.518	90.950
5	20:32.043	3:27.839	92.560

36 125 Matthew REES

SSPR Behind 27.734

Best Time 3:29.890 Best Speed 91.655 On 5 Gp

Lap	Elapsed Time	Lap Time	Lap Speed
1	5:48.023	5:48.023	54.170
2	9:21.452	3:33.429	90.135
3	12:52.949	3:31.497	90.959
4	16:23.466	3:30.517	91.382
5	19:53.356	3:29.890	91.655

Qualifying Classification

Position

37 79 Vinny BRENNAN

SSPR Behind 30.991

Best Time 3:33.147 Best Speed 90.255 On 5 Gp

Lap	Elapsed Time	Lap Time	Lap Speed
1	6:03.851	6:03.851	51.813
2	9:42.135	3:38.284	88.131
3	13:16.182	3:34.047	89.875
4	16:50.310	3:34.128	89.841
5	20:23.457	3:33.147	90.255

38 54 Sam JOHNSON

SSPR Behind 38.526

Best Time 3:40.682 Best Speed 87.173 On 2 Gp

Lap	Elapsed Time	Lap Time	Lap Speed
1	6:07.739	6:07.739	51.265
2	9:48.421	3:40.682	87.173
3	13:32.360	3:43.939	85.905
4	17:18.336	3:45.976	85.131
5	21:05.168	3:46.832	84.809

39 176 James CHRISTIE

SSPR Behind 39.655

Best Time 3:41.811 Best Speed 86.729 On 3 Gp

Lap	Elapsed Time	Lap Time	Lap Speed
1	5:43.973	5:43.973	54.807
2	9:26.371	3:42.398	86.500
3	13:08.182	3:41.811	86.729

40 132 Shaun WYNNE

SSPR Behind 44.108

Best Time 3:46.264 Best Speed 85.022 On 4 Gp

Lap	Elapsed Time	Lap Time	Lap Speed
1	5:56.490	5:56.490	52.883
2	9:43.821	3:47.331	84.623
3	13:31.717	3:47.896	84.414
4	17:17.981	3:46.264	85.022
5	21:04.618	3:46.637	84.882

41 113 Ian PERT

SSPR Behind 1:00.271

Best Time 4:02.427 Best Speed 79.354 On 4 Gp

Lap	Elapsed Time	Lap Time	Lap Speed
1	6:34.019	6:34.019	47.846
2	10:46.489	4:12.470	76.197
3	14:52.628	4:06.139	78.157
4	18:55.055	4:02.427	79.354

AROUND A POUND TANDRAGEE 100

SUPERSPORT

Qualifying

Friday, 22 April 2016

DETAILED RESULT



Qualifying Classification

Position

42 73 James KELLY

SSPR Behind **2:01.348**

Best Time **5:03.504** Best Speed **63.385** On **1** Gp

Lap	Elapsed Time	Lap Time	Lap Speed
1	5:03.504	5:03.504	62.115

43 93 Paul CRANSTON

SSPR Behind **2:15.810**

Best Time **5:17.966** Best Speed **60.502** On **1** Gp

Lap	Elapsed Time	Lap Time	Lap Speed
1	5:17.966	5:17.966	59.290

AROUND A POUND TANDRAGEE 100

SUPERSPORT

Tandragee 5.344 miles

R3: Woolsey Concrete Supersport

23/04/2016 12:30

Race (6 Laps)

RACE 3 - SUPERSPORT
Page 1 of 2

14

13

12

11

10

9

8

7

6


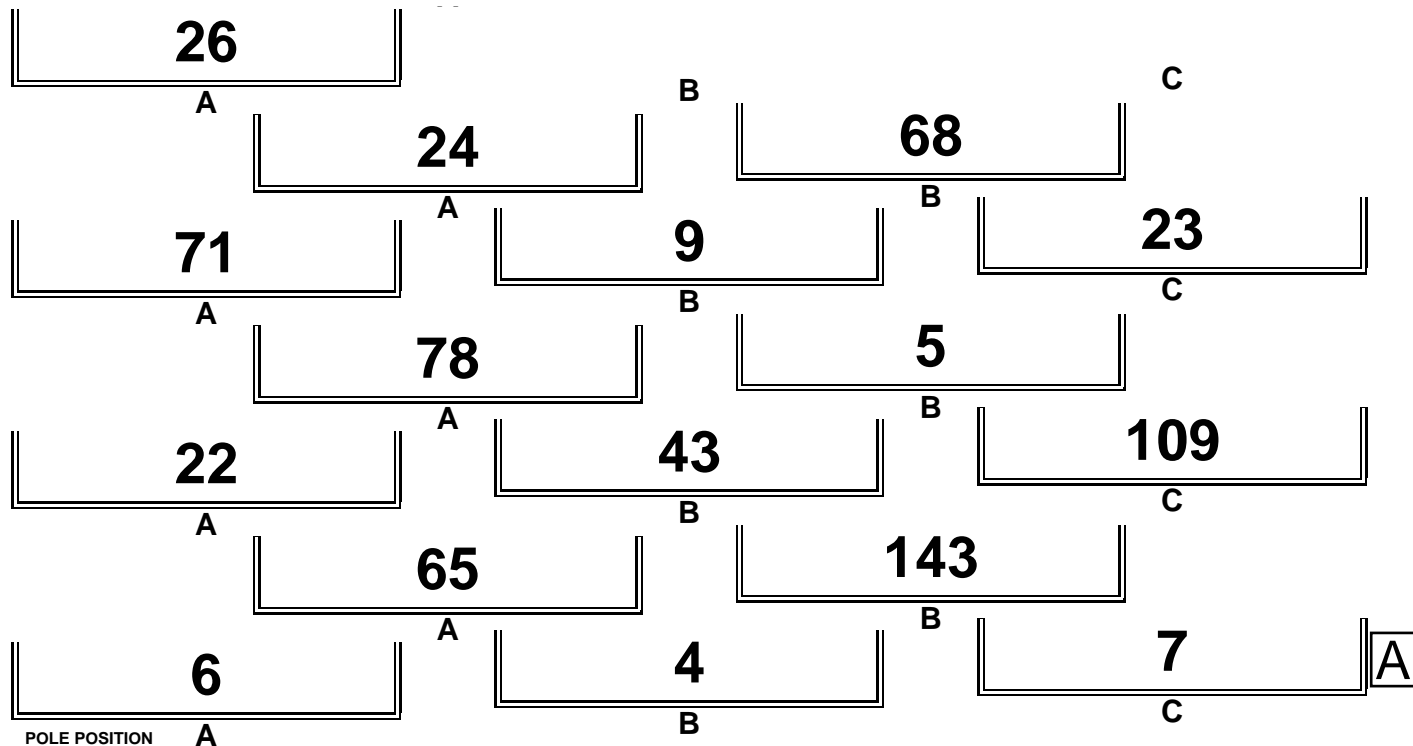
5

4

3

2

1



Promoted by North Armagh MC & CC

Orbits

Provisional result to be confirmed by the Stewards of the Meeting subject to the completion of technical inspections and the time limit for protests.

MCUI (Ulster Centre) Timing @ www.elaps-timing.com



Ride on
Delta
Seven

AROUND A POUND TANDRAGEE 100

SUPERSPORT

Tandragee 5.344 miles

R3: Woolsey Concrete Supersport

23/04/2016 12:30

Race (6 Laps)

RACE 3 - SUPERSPORT Page 2 of 2

27	93 A		
26		113 A	73 B
25	54 A		176 B
			132 C
24		125 A	79 B
23	151 A		11 B
			51 C
22			
21	62 A		
20		18 A	14 B
19	38 A		138 B
			80 C
18		92 A	147 B
17	164 A		171 B
			311 C
16		74 A	116 B
15	20 A		53 B
			59 C



Promoted by North Armagh MC & CC

Orbits

Provisional result to be confirmed by the Stewards of the Meeting subject to the completion of technical inspections and the time limit for protests.

MCUI (Ulster Centre) Timing @ www.elaps-timing.com



Ride on
Delta
Seven

AROUND A POUND TANDRAGEE 100

SUPERSPORT

Race 3 - Woolsey Concrete Supersport

Saturday, 23 April 2016



-----Best Lap-----
Pos Class No Name Machine / Sponsor Gp Lap Total Time Behind Speed Time Speed On

Race Classification

1	SSPR	6	William DUNLOP	Yamaha - CD-IC Racing	a	6	18:08.942		105.644	2:59.270	107.310	6
2	SSPR	7	Dan KNEEN	Yamaha - Mar-Train Racing	a	6	18:10.159	1.217	105.526	2:59.857	106.960	6
3	SSPR	4	M MITCHELL THOMAS	Honda - Cookstown BE Racing	a	6	18:13.881	4.939	105.167	3:01.238	106.145	6
4	SSPR	65	Michael SWEENEY	Yamaha - Tracblast	a	6	18:47.480	38.538	102.033	3:06.972	102.890	2
5	SSPR	143	Joe NEWBOULD	Kawasaki	a	6	18:47.495	38.553	102.031	3:07.109	102.814	3
6	SSPR	22	Paul JORDAN	Honda - B&W / Site Sealants	a	6	18:55.333	46.391	101.327	3:06.794	100.926	1
7	SSPR	23	Michal DOKOUPIL	Yamaha - Motopoint	a	6	18:56.549	47.607	101.219	3:07.455	102.625	6
8	SSPR	43	Colin STEPHENSON	Yamaha - VRS Racing	a	6	18:58.421	49.479	101.052	3:08.914	101.832	6
9	SSPR	71	Davy MORGAN	Yamaha - Magic Bullet	a	6	19:07.161	58.219	100.282	3:09.024	101.773	6
10	SSPR	78	Dean CAMPBELL	Kawasaki	a	6	19:08.322	59.380	100.181	3:08.523	102.043	3
11	SSPR	109	Neil KERNOHAN	Yamaha - Logan Racing	a	6	19:11.136	1:02.194	99.936	3:08.369	102.127	6
12	SSPR	5	Thomas MAXWELL	Yamaha	a	6	19:13.603	1:04.661	99.722	3:10.675	100.892	3
13	SSPR	9	Wayne KIRWAN	Kawasaki	a	6	19:30.128	1:21.186	98.314	3:10.973	100.734	2
14	SSPR	24	Graham KENNEDY	Yamaha - Patsy Kennedy	a	6	19:32.578	1:23.636	98.108	3:13.920	99.203	6
15	SSPR	68	Gareth EVANS	Suzuki - Joe Evans Garage	a	6	19:32.960	1:24.018	98.076	3:13.528	99.404	3
16	SSPR	26	Dennis BOOTH	Kawasaki	a	6	19:33.306	1:24.364	98.048	3:14.115	99.104	4
17	SSPR	116	Michael WELDON	Yamaha	b	6	19:43.930	1:34.988	97.168	3:14.798	98.756	6
18	SSPR	59	Darryl TWEED	Triumph 675	b	6	19:44.392	1:35.450	97.130	3:15.152	98.577	3
19	SSPR	138	Steven PROCTER	Yamaha	b	6	19:55.754	1:46.812	96.207	3:17.364	97.472	6
20	SSPR	164	Stephen TOBIN	Yamaha	b	6	19:55.916	1:46.974	96.194	3:16.891	97.706	5
21	SSPR	311	Allan BRODIE	Yamaha	b	6	19:56.260	1:47.318	96.166	3:16.492	97.905	5
22	SSPR	171	Brian COOMEY	Yamaha	b	6	19:56.966	1:48.024	96.109	3:16.979	97.663	6
23	SSPR	74	Tommy HENRY	Yamaha - NJT Racing	b	6	19:57.777	1:48.835	96.044	3:17.335	97.487	5
24	SSPR	92	Noel CARROLL	Yamaha	b	6	19:58.520	1:49.578	95.985	3:16.046	98.127	5
25	SSPR	62	Sean CONNOLLY	Kawasaki	b	6	20:02.885	1:53.943	95.637	3:17.067	97.619	5
26	SSPR	11	Callum LAIDLAW	Kawasaki - Dunlop Racing	c	6	20:03.769	1:54.827	95.566	3:18.992	96.675	5
27	SSPR	38	Paul WILLIAMS	Kawasaki	b	6	20:05.979	1:57.037	95.391	3:19.005	96.668	5
28	SSPR	80	Phill ARCHER	Yamaha	b	6	20:06.637	1:57.695	95.339	3:18.493	96.918	5
29	SSPR	147	Mark PARRETT	Yamaha - Mark Parrett Racing	b	6	20:08.124	1:59.182	95.222	3:19.667	96.348	4
30	SSPR	14	Rodney LITTLE	Suzuki	b	6	20:51.302	2:42.360	91.936	3:26.262	93.267	5
31	SSPR	18	Vic ALLAN	Yamaha	b	6	20:52.655	2:43.713	91.837	3:25.379	93.668	5
32	SSPR	54	Sam JOHNSON	Yamaha	c	5	17:39.900	1 Lap	90.388	3:30.183	91.527	4
33	SSPR	176	James CHRISTIE	Yamaha - Team JCR	c	5	17:56.455	1 Lap	88.998	3:33.667	90.035	4
34	SSPR	132	Shaun WYNNE	Triumph 675	c	5	18:05.560	1 Lap	88.252	3:35.716	89.180	3
35	SSPR	113	Ian PERT	Suzuki - Hedz Up	c	5	19:19.084	1 Lap	82.653	3:49.313	83.892	4

Fastest Lap


SSPR	6	William DUNLOP	Yamaha - CD-IC Racing							2:59.270	107.310	6
------	---	----------------	-----------------------	--	--	--	--	--	--	----------	---------	---

Not Classified

DNF	SSPR	73	James KELLY	Yamaha - Lift West	c	2	6:41.149		94.952	3:18.466	96.931	2
DNF	SSPR	51	David HOLLAND	Kawasaki	a	2	6:56.445		91.464	3:27.914	92.526	2

Provisional result to be confirmed by the Stewards of the Meeting subject to completion of technical inspections & the time limit for protests

Page 1 / 1

Circuit	Tandragee	Signed		Organising Club	North Armagh MC&CC
Length(miles)	5.3438	Lap 1 (5.2368)	Chief Timekeeper	Race Started	12:44
Weather	Sunny	Issued At:	13:09	Gp Time Diff - b 26.04 / c 50.63	
Track	Dry				



AROUND A POUND TANDRAGEE 100

SUPERSPORT

Race 3 - Woolsey Concrete Supersport

Saturday, 23 April 2016

DETAILED RESULT



Race Classification

1 6 William DUNLOP

Total Time **18:08.942** Avg Speed **105.644** Behind
Best Time **2:59.270** Best Speed **107.310** On **6** Gp **a**

Lap	Elapsed Time	Lap Time	Lap Speed
1	3:05.119	3:05.119	101.839
2	6:06.902	3:01.783	105.827
3	9:08.053	3:01.151	106.196
4	12:08.971	3:00.918	106.333
5	15:09.672	3:00.701	106.460
6	18:08.942	2:59.270	107.310

2 7 Dan KNEEN

Total Time **18:10.159** Avg Speed **105.526** Behind **1.217**
Best Time **2:59.857** Best Speed **106.960** On **6** Gp **a**

Lap	Elapsed Time	Lap Time	Lap Speed
1	3:03.923	3:03.923	102.501
2	6:06.343	3:02.420	105.457
3	9:08.559	3:02.216	105.575
4	12:10.275	3:01.716	105.866
5	15:10.302	3:00.027	106.859
6	18:10.159	2:59.857	106.960

3 4 M MITCHELL THOMAS

Total Time **18:13.881** Avg Speed **105.167** Behind **4.939**
Best Time **3:01.238** Best Speed **106.145** On **6** Gp **a**

Lap	Elapsed Time	Lap Time	Lap Speed
1	3:03.780	3:03.780	102.581
2	6:06.243	3:02.463	105.432
3	9:07.813	3:01.570	105.951
4	12:10.868	3:03.055	105.091
5	15:12.643	3:01.775	105.831
6	18:13.881	3:01.238	106.145

4 65 Michael SWEENEY

Total Time **18:47.480** Avg Speed **102.033** Behind **38.538**
Best Time **3:06.972** Best Speed **102.890** On **2** Gp **a**

Lap	Elapsed Time	Lap Time	Lap Speed
1	3:09.447	3:09.447	99.512
2	6:16.419	3:06.972	102.890
3	9:23.855	3:07.436	102.635
4	12:31.409	3:07.554	102.570
5	15:39.883	3:08.474	102.070
6	18:47.480	3:07.597	102.547

Race Classification

5 143 Joe NEWBOULD

Total Time **18:47.495** Avg Speed **102.031** Behind **38.553**
Best Time **3:07.109** Best Speed **102.814** On **3** Gp **a**

Lap	Elapsed Time	Lap Time	Lap Speed
1	3:08.958	3:08.958	99.770
2	6:17.335	3:08.377	102.122
3	9:24.444	3:07.109	102.814
4	12:31.671	3:07.227	102.750
5	15:40.147	3:08.476	102.069
6	18:47.495	3:07.348	102.683

6 22 Paul JORDAN

Total Time **18:55.333** Avg Speed **101.327** Behind **46.391**
Best Time **3:06.794** Best Speed **100.926** On **1** Gp **a**

Lap	Elapsed Time	Lap Time	Lap Speed
1	3:06.794	3:06.794	100.926
2	6:15.110	3:08.316	102.155
3	9:24.584	3:09.474	101.531
4	12:33.972	3:09.388	101.577
5	15:45.593	3:11.621	100.393
6	18:55.333	3:09.740	101.389

7 23 Michal DOKOUPIL

Total Time **18:56.549** Avg Speed **101.219** Behind **47.607**
Best Time **3:07.455** Best Speed **102.625** On **6** Gp **a**

Lap	Elapsed Time	Lap Time	Lap Speed
1	3:15.080	3:15.080	96.639
2	6:24.461	3:09.381	101.581
3	9:32.180	3:07.719	102.480
4	12:40.143	3:07.963	102.347
5	15:49.094	3:08.951	101.812
6	18:56.549	3:07.455	102.625

8 43 Colin STEPHENSON

Total Time **18:58.421** Avg Speed **101.052** Behind **49.479**
Best Time **3:08.914** Best Speed **101.832** On **6** Gp **a**

Lap	Elapsed Time	Lap Time	Lap Speed
1	3:09.925	3:09.925	99.262
2	6:19.923	3:09.998	101.251
3	9:29.616	3:09.693	101.414
4	12:39.318	3:09.702	101.409
5	15:49.507	3:10.189	101.149
6	18:58.421	3:08.914	101.832

AROUND A POUND TANDRAGEE 100

SUPERSPORT

Race 3 - Woolsey Concrete Supersport

Saturday, 23 April 2016

DETAILED RESULT



Race Classification

9 71 Davy MORGAN

Total Time **19:07.161** Avg Speed **100.282** Behind **58.219**
Best Time **3:09.024** Best Speed **101.773** On **6** Gp **a**

Lap	Elapsed Time	Lap Time	Lap Speed
1	3:15.405	3:15.405	96.478
2	6:27.296	3:11.891	100.252
3	9:38.304	3:11.008	100.716
4	12:47.660	3:09.356	101.594
5	15:58.137	3:10.477	100.996
6	19:07.161	3:09.024	101.773

Race Classification

13 9 Wayne KIRWAN

Total Time **19:30.128** Avg Speed **98.314** Behind **1:21.186**
Best Time **3:10.973** Best Speed **100.734** On **2** Gp **a**

Lap	Elapsed Time	Lap Time	Lap Speed
1	3:13.033	3:13.033	97.664
2	6:24.006	3:10.973	100.734
3	9:50.936	3:26.930	92.966
4	13:02.178	3:11.242	100.592
5	16:16.535	3:14.357	98.980
6	19:30.128	3:13.593	99.371

10 78 Dean CAMPBELL

Total Time **19:08.322** Avg Speed **100.181** Behind **59.380**
Best Time **3:08.523** Best Speed **102.043** On **3** Gp **a**

Lap	Elapsed Time	Lap Time	Lap Speed
1	3:12.690	3:12.690	97.837
2	6:25.014	3:12.324	100.027
3	9:33.537	3:08.523	102.043
4	12:42.457	3:08.920	101.829
5	15:54.328	3:11.871	100.263
6	19:08.322	3:13.994	99.165

14 24 Graham KENNEDY

Total Time **19:32.578** Avg Speed **98.108** Behind **1:23.636**
Best Time **3:13.920** Best Speed **99.203** On **6** Gp **a**

Lap	Elapsed Time	Lap Time	Lap Speed
1	3:17.851	3:17.851	95.285
2	6:33.492	3:15.641	98.331
3	9:48.350	3:14.858	98.726
4	13:02.671	3:14.321	98.999
5	16:18.658	3:15.987	98.157
6	19:32.578	3:13.920	99.203

11 109 Neil KERNOHAN

Total Time **19:11.136** Avg Speed **99.936** Behind **1:02.194**
Best Time **3:08.369** Best Speed **102.127** On **6** Gp **a**

Lap	Elapsed Time	Lap Time	Lap Speed
1	3:14.843	3:14.843	96.756
2	6:27.093	3:12.250	100.065
3	9:39.058	3:11.965	100.214
4	12:50.661	3:11.603	100.403
5	16:02.767	3:12.106	100.140
6	19:11.136	3:08.369	102.127

15 68 Gareth EVANS

Total Time **19:32.960** Avg Speed **98.076** Behind **1:24.018**
Best Time **3:13.528** Best Speed **99.404** On **3** Gp **a**

Lap	Elapsed Time	Lap Time	Lap Speed
1	3:18.357	3:18.357	95.042
2	6:32.816	3:14.459	98.928
3	9:46.344	3:13.528	99.404
4	13:01.499	3:15.155	98.575
5	16:18.335	3:16.836	97.734
6	19:32.960	3:14.625	98.844

12 5 Thomas MAXWELL

Total Time **19:13.603** Avg Speed **99.722** Behind **1:04.661**
Best Time **3:10.675** Best Speed **100.892** On **3** Gp **a**

Lap	Elapsed Time	Lap Time	Lap Speed
1	3:12.365	3:12.365	98.003
2	6:24.725	3:12.360	100.008
3	9:35.400	3:10.675	100.892
4	12:48.234	3:12.834	99.762
5	16:00.695	3:12.461	99.955
6	19:13.603	3:12.908	99.724

16 26 Dennis BOOTH

Total Time **19:33.306** Avg Speed **98.048** Behind **1:24.364**
Best Time **3:14.115** Best Speed **99.104** On **4** Gp **a**

Lap	Elapsed Time	Lap Time	Lap Speed
1	3:18.976	3:18.976	94.747
2	6:35.179	3:16.203	98.049
3	9:49.461	3:14.282	99.018
4	13:03.576	3:14.115	99.104
5	16:18.919	3:15.343	98.481
6	19:33.306	3:14.387	98.965

AROUND A POUND TANDRAGEE 100

SUPERSPORT

Race 3 - Woolsey Concrete Supersport

Saturday, 23 April 2016

DETAILED RESULT



Race Classification

17 116 Michael WELDON

Total Time **19:43.930** Avg Speed **97.168** Behind **1:34.988**
Best Time **3:14.798** Best Speed **98.756** On **6** Gp **b**

Lap	Elapsed Time	Lap Time	Lap Speed
1	3:18.582	3:18.582	94.935
2	6:36.828	3:18.246	97.039
3	9:52.706	3:15.878	98.212
4	13:10.866	3:18.160	97.081
5	16:29.132	3:18.266	97.029
6	19:43.930	3:14.798	98.756

18 59 Darryl TWEED

Total Time **19:44.392** Avg Speed **97.130** Behind **1:35.450**
Best Time **3:15.152** Best Speed **98.577** On **3** Gp **b**

Lap	Elapsed Time	Lap Time	Lap Speed
1	3:19.230	3:19.230	94.626
2	6:38.016	3:18.786	96.775
3	9:53.168	3:15.152	98.577
4	13:10.578	3:17.410	97.449
5	16:28.580	3:18.002	97.158
6	19:44.392	3:15.812	98.245

19 138 Steven PROCTER

Total Time **19:55.754** Avg Speed **96.207** Behind **1:46.812**
Best Time **3:17.364** Best Speed **97.472** On **6** Gp **b**

Lap	Elapsed Time	Lap Time	Lap Speed
1	3:24.561	3:24.561	92.160
2	6:44.687	3:20.126	96.127
3	10:02.187	3:17.500	97.405
4	13:20.668	3:18.481	96.924
5	16:38.390	3:17.722	97.296
6	19:55.754	3:17.364	97.472

20 164 Stephen TOBIN

Total Time **19:55.916** Avg Speed **96.194** Behind **1:46.974**
Best Time **3:16.891** Best Speed **97.706** On **5** Gp **b**

Lap	Elapsed Time	Lap Time	Lap Speed
1	3:23.784	3:23.784	92.511
2	6:45.557	3:21.773	95.342
3	10:03.026	3:17.469	97.420
4	13:21.189	3:18.163	97.079
5	16:38.080	3:16.891	97.706
6	19:55.916	3:17.836	97.240

Race Classification

21 311 Allan BRODIE

Total Time **19:56.260** Avg Speed **96.166** Behind **1:47.318**
Best Time **3:16.492** Best Speed **97.905** On **5** Gp **b**

Lap	Elapsed Time	Lap Time	Lap Speed
1	3:25.108	3:25.108	91.914
2	6:46.369	3:21.261	95.585
3	10:04.928	3:18.559	96.886
4	13:22.828	3:17.900	97.208
5	16:39.320	3:16.492	97.905
6	19:56.260	3:16.940	97.682

22 171 Brian COOMEY

Total Time **19:56.966** Avg Speed **96.109** Behind **1:48.024**
Best Time **3:16.979** Best Speed **97.663** On **6** Gp **b**

Lap	Elapsed Time	Lap Time	Lap Speed
1	3:24.738	3:24.738	92.080
2	6:46.687	3:21.949	95.259
3	10:04.425	3:17.738	97.288
4	13:21.580	3:17.155	97.576
5	16:39.987	3:18.407	96.960
6	19:56.966	3:16.979	97.663

23 74 Tommy HENRY

Total Time **19:57.777** Avg Speed **96.044** Behind **1:48.835**
Best Time **3:17.335** Best Speed **97.487** On **5** Gp **b**

Lap	Elapsed Time	Lap Time	Lap Speed
1	3:24.179	3:24.179	92.332
2	6:46.035	3:21.856	95.303
3	10:03.743	3:17.708	97.303
4	13:23.082	3:19.339	96.506
5	16:40.417	3:17.335	97.487
6	19:57.777	3:17.360	97.474

24 92 Noel CARROLL

Total Time **19:58.520** Avg Speed **95.985** Behind **1:49.578**
Best Time **3:16.046** Best Speed **98.127** On **5** Gp **b**

Lap	Elapsed Time	Lap Time	Lap Speed
1	3:27.973	3:27.973	90.648
2	6:48.239	3:20.266	96.060
3	10:07.831	3:19.592	96.384
4	13:26.227	3:18.396	96.965
5	16:42.273	3:16.046	98.127
6	19:58.520	3:16.247	98.027

AROUND A POUND TANDRAGEE 100

SUPERSPORT

Race 3 - Woolsey Concrete Supersport

Saturday, 23 April 2016

DETAILED RESULT



Race Classification

25 62 Sean CONNOLLY

Total Time **20:02.885** Avg Speed **95.637** Behind **1:53.943**
Best Time **3:17.067** Best Speed **97.619** On **5** Gp **b**

Lap	Elapsed Time	Lap Time	Lap Speed
1	3:29.716	3:29.716	89.894
2	6:51.149	3:21.433	95.503
3	10:09.342	3:18.193	97.064
4	13:26.830	3:17.488	97.411
5	16:43.897	3:17.067	97.619
6	20:02.885	3:18.988	96.677

26 11 Callum LAIDLAW

Total Time **20:03.769** Avg Speed **95.566** Behind **1:54.827**
Best Time **3:18.992** Best Speed **96.675** On **5** Gp **c**

Lap	Elapsed Time	Lap Time	Lap Speed
1	3:23.589	3:23.589	92.600
2	6:44.395	3:20.806	95.801
3	10:05.551	3:21.156	95.635
4	13:24.864	3:19.313	96.519
5	16:43.856	3:18.992	96.675
6	20:03.769	3:19.913	96.229

27 38 Paul WILLIAMS

Total Time **20:05.979** Avg Speed **95.391** Behind **1:57.037**
Best Time **3:19.005** Best Speed **96.668** On **5** Gp **b**

Lap	Elapsed Time	Lap Time	Lap Speed
1	3:26.684	3:26.684	91.213
2	6:47.746	3:21.062	95.679
3	10:07.041	3:19.295	96.528
4	13:27.254	3:20.213	96.085
5	16:46.259	3:19.005	96.668
6	20:05.979	3:19.720	96.322

28 80 Phill ARCHER

Total Time **20:06.637** Avg Speed **95.339** Behind **1:57.695**
Best Time **3:18.493** Best Speed **96.918** On **5** Gp **b**

Lap	Elapsed Time	Lap Time	Lap Speed
1	3:28.330	3:28.330	90.492
2	6:49.305	3:20.975	95.721
3	10:09.667	3:20.362	96.014
4	13:28.253	3:18.586	96.872
5	16:46.746	3:18.493	96.918
6	20:06.637	3:19.891	96.240

Race Classification

29 147 Mark PARRETT

Total Time **20:08.124** Avg Speed **95.222** Behind **1:59.182**
Best Time **3:19.667** Best Speed **96.348** On **4** Gp **b**

Lap	Elapsed Time	Lap Time	Lap Speed
1	3:27.290	3:27.290	90.947
2	6:49.136	3:21.846	95.308
3	10:08.978	3:19.842	96.264
4	13:28.645	3:19.667	96.348
5	16:48.414	3:19.769	96.299
6	20:08.124	3:19.710	96.327

30 14 Rodney LITTLE

Total Time **20:51.302** Avg Speed **91.936** Behind **2:42.360**
Best Time **3:26.262** Best Speed **93.267** On **5** Gp **b**

Lap	Elapsed Time	Lap Time	Lap Speed
1	3:30.963	3:30.963	89.363
2	6:59.355	3:28.392	92.314
3	10:27.987	3:28.632	92.208
4	13:56.753	3:28.766	92.149
5	17:23.015	3:26.262	93.267
6	20:51.302	3:28.287	92.361

31 18 Vic ALLAN

Total Time **20:52.655** Avg Speed **91.837** Behind **2:43.713**
Best Time **3:25.379** Best Speed **93.668** On **5** Gp **b**

Lap	Elapsed Time	Lap Time	Lap Speed
1	3:34.421	3:34.421	87.922
2	7:04.391	3:29.970	91.620
3	10:34.319	3:29.928	91.639
4	14:00.770	3:26.451	93.182
5	17:26.149	3:25.379	93.668
6	20:52.655	3:26.506	93.157

32 54 Sam JOHNSON

Total Time **17:39.900** Avg Speed **90.388** Behind **1 Lap**
Best Time **3:30.183** Best Speed **91.527** On **4** Gp **c**

Lap	Elapsed Time	Lap Time	Lap Speed
1	3:32.671	3:32.671	88.645
2	7:05.765	3:33.094	90.277
3	10:37.776	3:32.011	90.738
4	14:07.959	3:30.183	91.527
5	17:39.900	3:31.941	90.768

AROUND A POUND TANDRAGEE 100

SUPERSPORT

Race 3 - Woolsey Concrete Supersport

Saturday, 23 April 2016

DETAILED RESULT



Race Classification

33 176 James CHRISTIE

Total Time **17:56.455** Avg Speed **88.998** Behind **1** Lap

Best Time **3:33.667** Best Speed **90.035** On **4** Gp **c**

Lap	Elapsed Time	Lap Time	Lap Speed
1	3:36.519	3:36.519	87.070
2	7:13.544	3:37.025	88.642
3	10:48.951	3:35.407	89.308
4	14:22.618	3:33.667	90.035
5	17:56.455	3:33.837	89.963

34 132 Shaun WYNNE

Total Time **18:05.560** Avg Speed **88.252** Behind **1** Lap

Best Time **3:35.716** Best Speed **89.180** On **3** Gp **c**

Lap	Elapsed Time	Lap Time	Lap Speed
1	3:37.804	3:37.804	86.556
2	7:14.890	3:37.086	88.617
3	10:50.606	3:35.716	89.180
4	14:27.142	3:36.536	88.842
5	18:05.560	3:38.418	88.077

35 113 Ian PERT

Total Time **19:19.084** Avg Speed **82.653** Behind **1** Lap

Best Time **3:49.313** Best Speed **83.892** On **4** Gp **c**

Lap	Elapsed Time	Lap Time	Lap Speed
1	3:47.392	3:47.392	82.907
2	7:44.038	3:56.646	81.292
3	11:37.761	3:53.723	82.309
4	15:27.074	3:49.313	83.892
5	19:19.084	3:52.010	82.917

Not Classified

DNF 73 James KELLY

Total Time **6:41.149** Avg Speed **94.952** Behind

Best Time **3:18.466** Best Speed **96.931** On **2** Gp **c**

Lap	Elapsed Time	Lap Time	Lap Speed
1	3:22.683	3:22.683	93.014
2	6:41.149	3:18.466	96.931

DNF 51 David HOLLAND

Total Time **6:56.445** Avg Speed **91.464** Behind

Best Time **3:27.914** Best Speed **92.526** On **2** Gp **a**

Lap	Elapsed Time	Lap Time	Lap Speed
1	4:19.161	4:19.161	72.744
2	7:47.075	3:27.914	92.526

AROUND A POUND TANDRAGEE 100

SUPERSPORT

Race 3 - Woolsey Concrete Supersport

LAP CHART



1					2					3				
No	Name	Gp	Time of Day	Lap Time	No	Name	Gp	Time of Day	Lap Time	No	Name	Gp	Time of Day	Lap Time
4	M MITCHELL THOMAS	a	12:47:27.653	3:03.780	4	M MITCHELL THOMAS	a	12:50:30.116	3:02.463	4	M MITCHELL THOMAS	a	12:53:31.686	3:01.570
7	Dan KNEEN	a	12:47:27.796	3:03.923	7	Dan KNEEN	a	12:50:30.216	3:02.420	6	William DUNLOP	a	12:53:31.926	3:01.151
6	William DUNLOP	a	12:47:28.992	3:05.119	6	William DUNLOP	a	12:50:30.775	3:01.783	7	Dan KNEEN	a	12:53:32.432	3:02.216
22	Paul JORDAN	a	12:47:30.667	3:06.794	22	Paul JORDAN	a	12:50:38.983	3:08.316	65	Michael SWEENEY	a	12:53:47.728	3:07.436
143	Joe NEWBOULD	a	12:47:32.831	3:08.958	65	Michael SWEENEY	a	12:50:40.292	3:06.972	143	Joe NEWBOULD	a	12:53:48.317	3:07.109
65	Michael SWEENEY	a	12:47:33.320	3:09.447	143	Joe NEWBOULD	a	12:50:41.208	3:08.377	22	Paul JORDAN	a	12:53:48.457	3:09.474
43	Colin STEPHENSON	a	12:47:33.798	3:09.925	43	Colin STEPHENSON	a	12:50:43.796	3:09.998	43	Colin STEPHENSON	a	12:53:53.489	3:09.693
5	Thomas MAXWELL	a	12:47:36.238	3:12.365	9	Wayne KIRWAN	a	12:50:47.879	3:10.973	23	Michal DOKOUPIL	a	12:53:56.053	3:07.719
78	Dean CAMPBELL	a	12:47:36.563	3:12.690	23	Michal DOKOUPIL	a	12:50:48.334	3:09.381	78	Dean CAMPBELL	a	12:53:57.410	3:08.523
9	Wayne KIRWAN	a	12:47:36.906	3:13.033	5	Thomas MAXWELL	a	12:50:48.598	3:12.360	5	Thomas MAXWELL	a	12:53:59.273	3:10.675
109	Neil KERNOHAN	a	12:47:38.716	3:14.843	78	Dean CAMPBELL	a	12:50:48.887	3:12.324	71	Davy MORGAN	a	12:54:02.177	3:11.008
23	Michal DOKOUPIL	a	12:47:38.953	3:15.080	109	Neil KERNOHAN	a	12:50:50.966	3:12.250	109	Neil KERNOHAN	a	12:54:02.931	3:11.965
71	Davy MORGAN	a	12:47:39.278	3:15.405	71	Davy MORGAN	a	12:50:51.169	3:11.891	68	Gareth EVANS	a	12:54:10.217	3:13.528
24	Graham KENNEDY	a	12:47:41.724	3:17.851	68	Gareth EVANS	a	12:50:56.689	3:14.459	24	Graham KENNEDY	a	12:54:12.223	3:14.858
68	Gareth EVANS	a	12:47:42.230	3:18.357	24	Graham KENNEDY	a	12:50:57.365	3:15.641	26	Dennis BOOTH	a	12:54:13.334	3:14.282
116	Michael WELDON	b	12:47:42.455	3:18.582	26	Dennis BOOTH	a	12:50:59.052	3:16.203	9	Wayne KIRWAN	a	12:54:14.809	3:26.930
26	Dennis BOOTH	a	12:47:42.849	3:18.976	116	Michael WELDON	b	12:51:00.701	3:18.246	116	Michael WELDON	b	12:54:16.579	3:15.878
59	Darryl TWEED	b	12:47:43.103	3:19.230	59	Darryl TWEED	b	12:51:01.889	3:18.786	59	Darryl TWEED	b	12:54:17.041	3:15.152
73	James KELLY	c	12:47:46.556	3:22.683	73	James KELLY	c	12:51:05.022	3:18.466	138	Steven PROCTER	b	12:54:26.060	3:17.500
11	Callum LAIDLAW	c	12:47:47.462	3:23.589	11	Callum LAIDLAW	c	12:51:08.268	3:20.806	164	Stephen TOBIN	b	12:54:26.899	3:17.469
164	Stephen TOBIN	b	12:47:47.657	3:23.784	138	Steven PROCTER	b	12:51:08.560	3:20.126	74	Tommy HENRY	b	12:54:27.616	3:17.708
74	Tommy HENRY	b	12:47:48.052	3:24.179	164	Stephen TOBIN	b	12:51:09.430	3:21.773	171	Brian COOMEY	b	12:54:28.298	3:17.738
138	Steven PROCTER	b	12:47:48.434	3:24.561	74	Tommy HENRY	b	12:51:09.908	3:21.856	311	Allan BRODIE	b	12:54:28.801	3:18.559
171	Brian COOMEY	b	12:47:48.611	3:24.738	311	Allan BRODIE	b	12:51:10.242	3:21.261	11	Callum LAIDLAW	c	12:54:29.424	3:21.156
311	Allan BRODIE	b	12:47:48.981	3:25.108	171	Brian COOMEY	b	12:51:10.560	3:21.949	38	Paul WILLIAMS	b	12:54:30.914	3:19.295
38	Paul WILLIAMS	b	12:47:50.557	3:26.684	38	Paul WILLIAMS	b	12:51:11.619	3:21.062	92	Noel CARROLL	b	12:54:31.704	3:19.592
147	Mark PARRETT	b	12:47:51.163	3:27.290	92	Noel CARROLL	b	12:51:12.112	3:20.266	147	Mark PARRETT	b	12:54:32.851	3:19.842
92	Noel CARROLL	b	12:47:51.846	3:27.973	147	Mark PARRETT	b	12:51:13.009	3:21.846	62	Sean CONNOLLY	b	12:54:33.215	3:18.193
80	Phill ARCHER	b	12:47:52.203	3:28.330	80	Phill ARCHER	b	12:51:13.178	3:20.975	80	Phill ARCHER	b	12:54:33.540	3:20.362
62	Sean CONNOLLY	b	12:47:53.589	3:29.716	62	Sean CONNOLLY	b	12:51:15.022	3:21.433	14	Rodney LITTLE	b	12:54:51.860	3:28.632
14	Rodney LITTLE	b	12:47:54.836	3:30.963	14	Rodney LITTLE	b	12:51:23.228	3:28.392	18	Vic ALLAN	b	12:54:58.192	3:29.928
54	Sam JOHNSON	c	12:47:56.544	3:32.671	18	Vic ALLAN	b	12:51:28.264	3:29.970	54	Sam JOHNSON	c	12:55:01.649	3:32.011
18	Vic ALLAN	b	12:47:58.294	3:34.421	54	Sam JOHNSON	c	12:51:29.638	3:33.094	176	James CHRISTIE	c	12:55:12.824	3:35.407
176	James CHRISTIE	c	12:48:00.392	3:36.519	176	James CHRISTIE	c	12:51:37.417	3:37.025	132	Shaun WYNNE	c	12:55:14.479	3:35.716
132	Shaun WYNNE	c	12:48:01.677	3:37.804	132	Shaun WYNNE	c	12:51:38.763	3:37.086	113	Ian PERT	c	12:56:01.634	3:53.723
113	Ian PERT	c	12:48:11.265	3:47.392	113	Ian PERT	c	12:52:07.911	3:56.646					
51	David HOLLAND	a	12:48:43.034	4:19.161	51	David HOLLAND	a	12:52:10.948	3:27.914					

AROUND A POUND TANDRAGEE 100

SUPERSPORT

Race 3 - Woolsey Concrete Supersport

LAP CHART



4					5					6				
No	Name	Gp	Time of Day	Lap Time	No	Name	Gp	Time of Day	Lap Time	No	Name	Gp	Time of Day	Lap Time
6	William DUNLOP	a	12:56:32.844	3:00.918	6	William DUNLOP	a	12:59:33.545	3:00.701	6	William DUNLOP	a	13:02:32.815	2:59.270
7	Dan KNEEN	a	12:56:34.148	3:01.716	7	Dan KNEEN	a	12:59:34.175	3:00.027	7	Dan KNEEN	a	13:02:34.032	2:59.857
4	M MITCHELL THOMAS	a	12:56:34.741	3:03.055	4	M MITCHELL THOMAS	a	12:59:36.516	3:01.775	4	M MITCHELL THOMAS	a	13:02:37.754	3:01.238
65	Michael SWEENEY	a	12:56:55.282	3:07.554	65	Michael SWEENEY	a	13:00:03.756	3:08.474	65	Michael SWEENEY	a	13:03:11.353	3:07.597
143	Joe NEWBOULD	a	12:56:55.544	3:07.227	143	Joe NEWBOULD	a	13:00:04.020	3:08.476	143	Joe NEWBOULD	a	13:03:11.368	3:07.348
22	Paul JORDAN	a	12:56:57.845	3:09.388	22	Paul JORDAN	a	13:00:09.466	3:11.621	22	Paul JORDAN	a	13:03:19.206	3:09.740
43	Colin STEPHENSON	a	12:57:03.191	3:09.702	23	Michal DOKOUPIL	a	13:00:12.967	3:08.951	23	Michal DOKOUPIL	a	13:03:20.422	3:07.455
23	Michal DOKOUPIL	a	12:57:04.016	3:07.963	43	Colin STEPHENSON	a	13:00:13.380	3:10.189	43	Colin STEPHENSON	a	13:03:22.294	3:08.914
78	Dean CAMPBELL	a	12:57:06.330	3:08.920	78	Dean CAMPBELL	a	13:00:18.201	3:11.871	71	Davy MORGAN	a	13:03:31.034	3:09.024
71	Davy MORGAN	a	12:57:11.533	3:09.356	71	Davy MORGAN	a	13:00:22.010	3:10.477	78	Dean CAMPBELL	a	13:03:32.195	3:13.994
5	Thomas MAXWELL	a	12:57:12.107	3:12.834	5	Thomas MAXWELL	a	13:00:24.568	3:12.461	109	Neil KERNOHAN	a	13:03:35.009	3:08.369
109	Neil KERNOHAN	a	12:57:14.534	3:11.603	109	Neil KERNOHAN	a	13:00:26.640	3:12.106	5	Thomas MAXWELL	a	13:03:37.476	3:12.908
68	Gareth EVANS	a	12:57:25.372	3:15.155	9	Wayne KIRWAN	a	13:00:40.408	3:14.357	9	Wayne KIRWAN	a	13:03:54.001	3:13.593
9	Wayne KIRWAN	a	12:57:26.051	3:11.242	68	Gareth EVANS	a	13:00:42.208	3:16.836	24	Graham KENNEDY	a	13:03:56.451	3:13.920
24	Graham KENNEDY	a	12:57:26.544	3:14.321	24	Graham KENNEDY	a	13:00:42.531	3:15.987	68	Gareth EVANS	a	13:03:56.833	3:14.625
26	Dennis BOOTH	a	12:57:27.449	3:14.115	26	Dennis BOOTH	a	13:00:42.792	3:15.343	26	Dennis BOOTH	a	13:03:57.179	3:14.387
59	Darryl TWEED	b	12:57:34.451	3:17.410	59	Darryl TWEED	b	13:00:52.453	3:18.002	116	Michael WELDON	b	13:04:07.803	3:14.798
116	Michael WELDON	b	12:57:34.739	3:18.160	116	Michael WELDON	b	13:00:53.005	3:18.266	59	Darryl TWEED	b	13:04:08.265	3:15.812
138	Steven PROCTER	b	12:57:44.541	3:18.481	164	Stephen TOBIN	b	13:01:01.953	3:16.891	138	Steven PROCTER	b	13:04:19.627	3:17.364
164	Stephen TOBIN	b	12:57:45.062	3:18.163	138	Steven PROCTER	b	13:01:02.263	3:17.722	164	Stephen TOBIN	b	13:04:19.789	3:17.836
171	Brian COOMEY	b	12:57:45.453	3:17.155	311	Allan BRODIE	b	13:01:03.193	3:16.492	311	Allan BRODIE	b	13:04:20.133	3:16.940
311	Allan BRODIE	b	12:57:46.701	3:17.900	171	Brian COOMEY	b	13:01:03.860	3:18.407	171	Brian COOMEY	b	13:04:20.839	3:16.979
74	Tommy HENRY	b	12:57:46.955	3:19.339	74	Tommy HENRY	b	13:01:04.290	3:17.335	74	Tommy HENRY	b	13:04:21.650	3:17.360
11	Callum LAIDLAW	c	12:57:48.737	3:19.313	92	Noel CARROLL	b	13:01:06.146	3:16.046	92	Noel CARROLL	b	13:04:22.393	3:16.247
92	Noel CARROLL	b	12:57:50.100	3:18.396	11	Callum LAIDLAW	c	13:01:07.729	3:18.992	62	Sean CONNOLLY	b	13:04:26.758	3:18.988
62	Sean CONNOLLY	b	12:57:50.703	3:17.488	62	Sean CONNOLLY	b	13:01:07.770	3:17.067	11	Callum LAIDLAW	c	13:04:27.642	3:19.913
38	Paul WILLIAMS	b	12:57:51.127	3:20.213	38	Paul WILLIAMS	b	13:01:10.132	3:19.005	38	Paul WILLIAMS	b	13:04:29.852	3:19.720
80	Phill ARCHER	b	12:57:52.126	3:18.586	80	Phill ARCHER	b	13:01:10.619	3:18.493	80	Phill ARCHER	b	13:04:30.510	3:19.891
147	Mark PARRETT	b	12:57:52.518	3:19.667	147	Mark PARRETT	b	13:01:12.287	3:19.769	147	Mark PARRETT	b	13:04:31.997	3:19.710
14	Rodney LITTLE	b	12:58:20.626	3:28.766	14	Rodney LITTLE	b	13:01:46.888	3:26.262	14	Rodney LITTLE	b	13:05:15.175	3:28.287
18	Vic ALLAN	b	12:58:24.643	3:26.451	18	Vic ALLAN	b	13:01:50.022	3:25.379	18	Vic ALLAN	b	13:05:16.528	3:26.506
54	Sam JOHNSON	c	12:58:31.832	3:30.183	54	Sam JOHNSON	c	13:02:03.773	3:31.941					
176	James CHRISTIE	c	12:58:46.491	3:33.667	176	James CHRISTIE	c	13:02:20.328	3:33.837					
132	Shaun WYNNE	c	12:58:51.015	3:36.536	132	Shaun WYNNE	c	13:02:29.433	3:38.418					
113	Ian PERT	c	12:59:50.947	3:49.313	113	Ian PERT	c	13:03:42.957	3:52.010					

ROAD RACE - IRISH SUPERSPORT

2016

Pos	No.	Name	Total	Diff	Gap	#1	#2
						R1	R1
1	4	M MITCHELL THOMAS	41	0	0	25	16
2	65	Michael SWEENEY	33	8	8	20	13
3	122	Paul JORDAN	26	15	7	16	10
4	6	William DUNLOP	25	16	1	x	25
5	7	Dan KNEEN	20	21	5	x	20
6	23	Michal DOKOUPIL	19	22	1	10	9
7	143	Colin STEPHENSON	19	22	0	11	8
8	9	Wayne KIRWAN	16	25	3	13	3
9	109	Neil KERNOHAN	13	28	3	8	5
10	5	Thomas MAXWELL	13	28	0	9	4
11	143	Joe NEWBOULD	11	30	2	x	11
12	71	Davy MORGAN	7	34	4	x	7
13	59	Darryl TWEED	7	34	0	7	x
14	78	Dean CAMPBELL	6	35	1	x	6
15	33	Rob BARBER	6	35	0	6	x
16	24	Graham KENNEDY	6	35	0	4	2
17	119	Kris DUNCAN	5	36	1	5	x
18	93	Paul CRANSTON	3	38	2	3	x
19	311	Allan BRODIE	2	39	1	2	x
20	68	Gareth EVANS	1	40	1	x	1
21	51	Marc IRONSIDE	1	40	0	1	x

Event Legend

#1 01/04/2016 JFM HAULAGE MID-ANTRIM 150

#2 22/04/2016 AROUND A POUND TANDRAGEE 100

ROAD RACE - ULSTER SUPERSPORT

2016

Pos	No.	Name	Total	Diff	Gap	#1 #2		
						R1	R2	R1
1	4	M MITCHELL THOMAS	66	0	0	25	25	16
2	65	Michael SWEENEY	53	13	13	20	20	13
3	143	Colin STEPHENSON	35	31	18	16	11	8
4	122	Paul JORDAN	26	40	9	x	16	10
5	23	Michal DOKOUPIL	26	40	0	7	10	9
6	109	Neil KERNOHAN	26	40	0	13	8	5
7	6	William DUNLOP	25	41	1	x	x	25
8	7	Dan KNEEN	20	46	5	x	x	20
9	59	Darryl TWEED	18	48	2	11	7	x
10	9	Wayne KIRWAN	16	50	2	x	13	3
11	5	Thomas MAXWELL	13	53	3	x	9	4
12	93	Paul CRANSTON	12	54	1	9	3	x
13	143	Joe NEWBOULD	11	55	1	x	x	11
14	33	Rob BARBER	11	55	0	5	6	x
15	119	Kris DUNCAN	11	55	0	6	5	x
16	51	Marc IRONSIDE	11	55	0	10	1	x
17	24	Graham KENNEDY	9	57	2	3	4	2
18	164	Stephen TOBIN	8	58	1	8	x	x
19	71	Davy MORGAN	7	59	1	x	x	7
20	78	Dean CAMPBELL	6	60	1	x	x	6
21	311	Allan BRODIE	6	60	0	4	2	x
22	43	Stephen DEGNAN	2	64	4	2	x	x
23	68	Gareth EVANS	1	65	1	x	x	1
24	31	Colin CROFT	1	65	0	1	x	x

Event Legend

#1 01/04/2016 JFM HAULAGE MID-ANTRIM 150

#2 22/04/2016 AROUND A POUND TANDRAGEE 100