

Around A Pound

TANDRAGEE 100

Friday 22nd & Saturday 23rd April 2016

promoted by North Armagh MC & CC

www.tandragee100.co.uk



OPEN (NON-CHAMPIONSHIP)

&

AROUND a POUND TANDRAGEE 100 OPEN

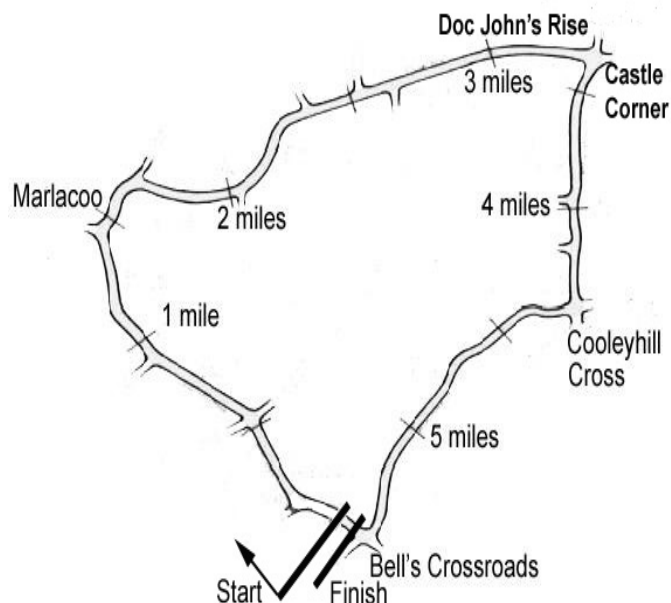


Armagh City
Banbridge
& Craigavon
Borough Council



tourism
northernireland

Tandragee Circuit 5.34375 miles



LAP RECORDS

Class	Rider	Machine	m s	mph	Year
125cc	Robert Dunlop	Honda	3 19.38	96.487	1999
Moto 3	to be established				
Moto 450	Ryan Farquhar	Kawasaki 450	3 21.613	95.418	2014
250cc	Phillip McCallen	Honda	3 10.0	101.25	1991
Supersport 400	Dave Leach	Yamaha	3 20.0	96.19	1995
Supertwin	Adrian Archibald	Kawasaki	3 10.196	101.146	2011
Supersport	Michael Dunlop	Yamaha	2 57.522	108.367	2011
Superbike	Michael Dunlop	Kawasaki	2 56.012	109.297	2011
Senior Support	James Kelly	Honda 600	3 13.835	99.247	2013
Junior Support	Derek Costello	Kawasaki 650	3 20.827	95.791	2014
Classic 1000cc	Stewart Parkhill	BSA 750	3 29.69	91.74	1996
Classic 500cc	Bob Jackson	Norton	3 27.03	92.921	1998
Classic 350cc	Colin Rodgers	Honda	3 38.59	88.007	1999
Classic 250cc	Gary Long	Suzuki	3 42.23	86.566	1997
Forgotten Era	Des Butler		4 02.594	79.299	2015

MOST WINS at TANDRAGEE 100

Joey Dunlop	18	1971-00	(125-3, 200 HC-1, 250-2, 350-3, 500-1, SSP-1, SBK-7)
Ryan Farquhar	17	1996-15	(450-4, STWN-3, SSP-2, SBK-5, SJUN-1, C500-2)
Brian Reid	14	1980-94	(125-1, 250-3, 350-4, 500-1, SSP-3, SBK-2)
Michael Dunlop	11	2006-13	(125-1, 250-2, SSP-3, SBK-4, SJUN-1)
Ray McCullough	10	1971-82	(250-7, 350-2, 500-1)
Phillip McCallen	9	1988-99	(125-1, 250-3, SSP-1, SBK-4)
Sam McClements	8	1981-89	(SBK-5, C500-3)
William Dunlop	8	2008-15	(125-1, 250-4, SSP-2, SBK-1)
Robert Dunlop	7	1985-06	(125-7)

MOST WINS AT ALL IRISH ROAD RACE MEETINGS (after Mid-Antrim 150 2016)

Ryan Farquhar	208	1995-16
Joey Dunlop	156	1971-00
Robert Dunlop	135	1980-08
William Dunlop	112	2005-15
Ray McCullough	109	1960-82
Phillip McCallen	109	1987-99
Michael Dunlop	92	2006-15
Brian Reid	78	1980-94
Darran Lindsay	74	1999-06
James Courtney	66	1992-99

AROUND A POUND TANDRAGEE 100

SUPERBIKE

Qualifying for Open Race


Friday, 22 April 2016



Pos	Class	No	Name	Machine / Sponsor	----- Best Lap -----				Laps
					Time	Behind	Speed	On	
Qualifying Classification									
1	SBKR	6	William DUNLOP	Kawasaki - MSS Colchester Kawasaki CD-IC	3:05.781		103.549	5	5
2	SBKR	7	Dan KNEEN	Yamaha - Mar-Train Racing	3:05.945	0.164	103.458	5	5
3	SBKR	65	Michael SWEENEY	Kawasaki - MJR Racing	3:06.028	0.247	103.412	5	5
4	SBKR	86	Derek McGEE	BMW - NW Racing	3:07.362	1.581	102.676	5	5
5	SBKR	82	Derek SHEILS	Suzuki - Cookstown BE Racing	3:08.023	2.242	102.315	5	5
6	SBKR	4	M MITCHELL THOMAS	Suzuki - Cookstown BE Racing	3:08.653	2.872	101.973	5	5
7	SBKR	77	Ryan FARQUHAR	BMW - IEG	3:10.496	4.715	100.986	3	4
8	SBKR	97	Seamus ELLIOTT	Kawasaki	3:11.919	6.138	100.238	3	5
9	SBKR	64	Stephen McKNIGHT	Honda	3:12.918	7.137	99.719	4	5
10	SBKR	43	Colin STEPHENSON	Yamaha 600	3:13.889	8.108	99.219	5	5
11	SBKR	9	Wayne KIRWAN	Kawasaki 600	3:14.341	8.560	98.988	3	5
12	SBKR	53	Rob BARBER	Yamaha - PRB Racing	3:14.668	8.887	98.822	5	5
13	SBKR	143	Joe NEWBOULD	Kawasaki 600	3:14.941	9.160	98.684	4	4
14	SBKR	27	Frank GALLAGHER	Kawasaki	3:15.184	9.403	98.561	4	5
15	SBKR	75	Kevin FITZPATRICK	Kawasaki - Team Mongey Racing	3:15.899	10.118	98.201	3	5
16	SBKR	73	James KELLY	Yamaha 600 - Lift West	3:16.203	10.422	98.049	4	5
17	SBKR	78	Dean CAMPBELL	Kawasaki 600	3:16.206	10.425	98.047	4	5
18	SBKR	93	Paul CRANSTON	Suzuki - P & J Fuel Haulage	3:16.817	11.036	97.743	4	4
19	SBKR	22	Paul JORDAN	Honda 600 - B&W / Site Sealants	3:17.680	11.899	97.316	4	5
20	SBKR	5	Thomas MAXWELL	Yamaha 600	3:17.854	12.073	97.231	4	5
21	SBKR	172	Gareth KEYS	Kawasaki - Keys / Irwin	3:19.844	14.063	96.263	5	5
22	SBKR	20	David LUMSDEN	Yamaha 600 - Koru 4U	3:19.898	14.117	96.237	5	5
23	SBKR	68	Gareth EVANS	Suzuki 600 - Joe Evans Garage	3:20.163	14.382	96.109	4	5
24	SBKR	28	Paul GARTLAND	Kawasaki - North West Gas / Rod Lee	3:21.045	15.264	95.688	5	5
25	SBKR	115	Damian HORAN	Suzuki 750 - David Nelson	3:21.126	15.345	95.649	5	5
26	SBKR	76	John HORGAN	Suzuki 750	3:21.335	15.554	95.550	5	5
27	SBKR	26	Dennis BOOTH	Kawasaki 600	3:21.742	15.961	95.357	5	5
28	SBKR	71	Davy MORGAN	Kawasaki - Magic Bullet	3:22.022	16.241	95.225	3	5
29	SBKR	74	Tommy HENRY	Yamaha 600 - NJT Racing	3:23.024	17.243	94.755	5	5
30	SBKR	109	Neil KERNOHAN	Kawasaki - Logan Racing	3:23.376	17.595	94.591	3	3
31	SBKR	21	Alan CONNOR	Suzuki - Connor Racing	3:23.573	17.792	94.499	5	5
32	SBKR	8	Anthony McCOLGAN	BMW	3:23.723	17.942	94.430	5	5
33	SBKR	129	Martin LOWE	Kawasaki	3:24.116	18.335	94.248	5	5
34	SBKR	38	Paul WILLIAMS	BMW	3:24.730	18.949	93.965	5	5
35	SBKR	164	Stephen TOBIN	Yamaha 600	3:25.431	19.650	93.645	5	5
36	SBKR	23	Michal DOKOUPIL	Yamaha 600 - Motopoint	3:25.765	19.984	93.493	4	5
37	SBKR	171	Brian COOMEY	Yamaha 600	3:26.029	20.248	93.373	5	5
38	SBKR	92	Noel CARROLL	Suzuki	3:26.085	20.304	93.347	5	5
39	SBKR	80	Phill ARCHER	Yamaha 600	3:26.536	20.755	93.144	5	5
40	SBKR	311	Allan BRODIE	Yamaha 600	3:28.080	22.299	92.452	2	4
41	SBKR	14	Rodney LITTLE	Yamaha 600	3:29.830	24.049	91.681	4	4
42	SBKR	57	Adrian LOGUE	Suzuki 750	3:31.549	25.768	90.936	5	5
43	SBKR	138	Steven PROCTER	Yamaha 600	3:33.724	27.943	90.011	4	5
44	SBKR	11	Callum LAIDLAW	Kawasaki 600 - Dunlop Racing	3:33.796	28.015	89.981	4	5
45	SBKR	187	Paul SWORDS	Suzuki 750	3:34.926	29.145	89.508	2	3
46	SBKR	176	James CHRISTIE	Yamaha 600 - Team JCR	3:43.330	37.549	86.139	4	4
47	SBKR	221	Dario CECCONI	Suzuki 750	3:46.766	40.985	84.834	4	4
48	SBKR	132	Shaun WYNNNE	Kawasaki	3:51.493	45.712	83.102	4	4
49	SBKR	54	Sam JOHNSON	Yamaha 600	3:55.334	49.553	81.746	3	4
50	SBKR	29	Richard McLOUGHLIN	Kawasaki	4:05.852	1:00.071	78.248	1	1
51	SBKR	131	Robert CAIRNS	Honda	5:09.698	2:03.917	62.117	1	1

Provisional result to be confirmed by the Stewards of the Meeting subject to completion of technical inspections & the time limit for protests

Page 1 / 1

Circuit	Tandragee	Signed		Organising Club	North Armagh MC&CC
Length(miles)	5.3438 Lap 1 (5.2368)		Chief Timekeeper	Qualifying Started	15:47
Weather	Cloudy	Issued At:	16:19		
Track	Dry				



AROUND A POUND TANDRAGEE 100

SUPERBIKE

Qualifying for Open Race

Friday, 22 April 2016

DETAILED RESULT



Qualifying Classification

Position

1 6 William DUNLOP

SBKR Behind
Best Time **3:05.781** Best Speed **103.549** On **5** Gp

Lap	Elapsed Time	Lap Time	Lap Speed
1	5:28.456	5:28.456	57.397
2	8:44.611	3:16.155	98.073
3	11:58.988	3:14.377	98.970
4	15:10.105	3:11.117	100.658
5	18:15.886	3:05.781	103.549

2 7 Dan KNEEN

SBKR Behind **0.164**
Best Time **3:05.945** Best Speed **103.458** On **5** Gp

Lap	Elapsed Time	Lap Time	Lap Speed
1	3:40.031	3:40.031	85.680
2	6:52.144	3:12.113	100.136
3	10:02.196	3:10.052	101.222
4	13:14.236	3:12.040	100.174
5	16:20.181	3:05.945	103.458

3 65 Michael SWEENEY

SBKR Behind **0.247**
Best Time **3:06.028** Best Speed **103.412** On **5** Gp

Lap	Elapsed Time	Lap Time	Lap Speed
1	3:57.259	3:57.259	79.459
2	7:14.163	3:16.904	97.700
3	10:25.156	3:10.993	100.724
4	13:35.466	3:10.310	101.085
5	16:41.494	3:06.028	103.412

4 86 Derek McGEE

SBKR Behind **1.581**
Best Time **3:07.362** Best Speed **102.676** On **5** Gp

Lap	Elapsed Time	Lap Time	Lap Speed
1	3:49.080	3:49.080	82.296
2	7:08.297	3:19.217	96.566
3	10:19.219	3:10.922	100.761
4	13:33.569	3:14.350	98.984
5	16:40.931	3:07.362	102.676

Qualifying Classification

Position

5 82 Derek SHEILS

SBKR Behind **2.242**
Best Time **3:08.023** Best Speed **102.315** On **5** Gp

Lap	Elapsed Time	Lap Time	Lap Speed
1	5:57.761	5:57.761	52.695
2	9:08.191	3:10.430	101.021
3	12:16.492	3:08.301	102.164
4	15:26.357	3:09.865	101.322
5	18:34.380	3:08.023	102.315

6 4 M MITCHELL THOMAS

SBKR Behind **2.872**
Best Time **3:08.653** Best Speed **101.973** On **5** Gp

Lap	Elapsed Time	Lap Time	Lap Speed
1	3:47.982	3:47.982	82.692
2	7:04.851	3:16.869	97.717
3	10:17.015	3:12.164	100.110
4	13:31.692	3:14.677	98.818
5	16:40.345	3:08.653	101.973

7 77 Ryan FARQUHAR

SBKR Behind **4.715**
Best Time **3:10.496** Best Speed **100.986** On **3** Gp

Lap	Elapsed Time	Lap Time	Lap Speed
1	4:38.169	4:38.169	67.773
2	7:59.125	3:20.956	95.730
3	11:09.621	3:10.496	100.986
4	14:25.949	3:16.328	97.987

8 97 Seamus ELLIOTT

SBKR Behind **6.138**
Best Time **3:11.919** Best Speed **100.238** On **3** Gp

Lap	Elapsed Time	Lap Time	Lap Speed
1	3:50.564	3:50.564	81.766
2	7:08.786	3:18.222	97.050
3	10:20.705	3:11.919	100.238
4	13:35.149	3:14.444	98.936
5	16:52.088	3:16.939	97.683

AROUND A POUND TANDRAGEE 100

SUPERBIKE

Qualifying for Open Race

Friday, 22 April 2016

DETAILED RESULT



Qualifying Classification

Position

9 64 Stephen McKNIGHT

SBKR Behind 7.137

Best Time 3:12.918 Best Speed 99.719 On 4 Gp

Lap	Elapsed Time	Lap Time	Lap Speed
1	3:57.835	3:57.835	79.266
2	7:17.527	3:19.692	96.336
3	10:34.690	3:17.163	97.572
4	13:47.608	3:12.918	99.719
5	17:17.900	3:30.292	91.480

Qualifying Classification

Position

13 143 Joe NEWBOULD

SBKR Behind 9.160

Best Time 3:14.941 Best Speed 98.684 On 4 Gp

Lap	Elapsed Time	Lap Time	Lap Speed
1	4:35.750	4:35.750	68.367
2	7:58.319	3:22.569	94.968
3	11:18.156	3:19.837	96.266
4	14:33.097	3:14.941	98.684

10 43 Colin STEPHENSON

SBKR Behind 8.108

Best Time 3:13.889 Best Speed 99.219 On 5 Gp

Lap	Elapsed Time	Lap Time	Lap Speed
1	3:51.179	3:51.179	81.548
2	7:08.932	3:17.753	97.280
3	10:24.041	3:15.109	98.599
4	13:40.175	3:16.134	98.083
5	16:54.064	3:13.889	99.219

14 27 Frank GALLAGHER

SBKR Behind 9.403

Best Time 3:15.184 Best Speed 98.561 On 4 Gp

Lap	Elapsed Time	Lap Time	Lap Speed
1	4:08.539	4:08.539	75.852
2	7:35.199	3:26.660	93.088
3	10:52.023	3:16.824	97.740
4	14:07.207	3:15.184	98.561
5	17:31.588	3:24.381	94.126

11 9 Wayne KIRWAN

SBKR Behind 8.560

Best Time 3:14.341 Best Speed 98.988 On 3 Gp

Lap	Elapsed Time	Lap Time	Lap Speed
1	3:53.405	3:53.405	80.771
2	7:09.339	3:15.934	98.184
3	10:23.680	3:14.341	98.988
4	13:40.088	3:16.408	97.947
5	16:54.650	3:14.562	98.876

15 75 Kevin FITZPATRICK

SBKR Behind 10.118

Best Time 3:15.899 Best Speed 98.201 On 3 Gp

Lap	Elapsed Time	Lap Time	Lap Speed
1	3:50.843	3:50.843	81.667
2	7:09.519	3:18.676	96.829
3	10:25.418	3:15.899	98.201
4	13:42.401	3:16.983	97.661
5	17:00.813	3:18.412	96.957

12 53 Rob BARBER

SBKR Behind 8.887

Best Time 3:14.668 Best Speed 98.822 On 5 Gp

Lap	Elapsed Time	Lap Time	Lap Speed
1	4:57.292	4:57.292	63.413
2	8:25.736	3:28.444	92.291
3	11:58.366	3:32.630	90.474
4	15:22.980	3:24.614	94.018
5	18:37.648	3:14.668	98.822

16 73 James KELLY

SBKR Behind 10.422

Best Time 3:16.203 Best Speed 98.049 On 4 Gp

Lap	Elapsed Time	Lap Time	Lap Speed
1	3:54.190	3:54.190	80.500
2	7:16.651	3:22.461	95.018
3	10:35.811	3:19.160	96.593
4	13:52.014	3:16.203	98.049
5	17:21.207	3:29.193	91.961

AROUND A POUND TANDRAGEE 100

SUPERBIKE

Qualifying for Open Race

Friday, 22 April 2016

DETAILED RESULT



Qualifying Classification

Position

17 78 Dean CAMPBELL

SBKR Behind 10.425

Best Time 3:16.206 Best Speed 98.047 On 4 Gp

Lap	Elapsed Time	Lap Time	Lap Speed
1	3:54.517	3:54.517	80.388
2	7:17.239	3:22.722	94.896
3	10:36.754	3:19.515	96.421
4	13:52.960	3:16.206	98.047
5	17:18.672	3:25.712	93.517

18 93 Paul CRANSTON

SBKR Behind 11.036

Best Time 3:16.817 Best Speed 97.743 On 4 Gp

Lap	Elapsed Time	Lap Time	Lap Speed
1	5:09.186	5:09.186	60.974
2	8:29.123	3:19.937	96.218
3	13:13.105	4:43.982	67.742
4	16:29.922	3:16.817	97.743

19 22 Paul JORDAN

SBKR Behind 11.899

Best Time 3:17.680 Best Speed 97.316 On 4 Gp

Lap	Elapsed Time	Lap Time	Lap Speed
1	4:18.717	4:18.717	72.868
2	7:42.824	3:24.107	94.252
3	11:08.987	3:26.163	93.312
4	14:26.667	3:17.680	97.316
5	18:04.008	3:37.341	88.513

20 5 Thomas MAXWELL

SBKR Behind 12.073

Best Time 3:17.854 Best Speed 97.231 On 4 Gp

Lap	Elapsed Time	Lap Time	Lap Speed
1	3:53.875	3:53.875	80.608
2	7:16.144	3:22.269	95.108
3	10:35.294	3:19.150	96.598
4	13:53.148	3:17.854	97.231
5	17:43.696	3:50.548	83.442

Qualifying Classification

Position

21 172 Gareth KEYS

SBKR Behind 14.063

Best Time 3:19.844 Best Speed 96.263 On 5 Gp

Lap	Elapsed Time	Lap Time	Lap Speed
1	5:17.145	5:17.145	59.444
2	8:46.468	3:29.323	91.903
3	12:10.708	3:24.240	94.191
4	15:31.903	3:21.195	95.616
5	18:51.747	3:19.844	96.263

22 20 David LUMSDEN

SBKR Behind 14.117

Best Time 3:19.898 Best Speed 96.237 On 5 Gp

Lap	Elapsed Time	Lap Time	Lap Speed
1	4:43.911	4:43.911	66.402
2	8:09.995	3:26.084	93.348
3	11:32.993	3:22.998	94.767
4	14:54.028	3:21.035	95.692
5	18:13.926	3:19.898	96.237

23 68 Gareth EVANS

SBKR Behind 14.382

Best Time 3:20.163 Best Speed 96.109 On 4 Gp

Lap	Elapsed Time	Lap Time	Lap Speed
1	4:45.168	4:45.168	66.109
2	8:10.246	3:25.078	93.806
3	11:31.600	3:21.354	95.541
4	14:51.763	3:20.163	96.109
5	18:12.102	3:20.339	96.025

24 28 Paul GARTLAND

SBKR Behind 15.264

Best Time 3:21.045 Best Speed 95.688 On 5 Gp

Lap	Elapsed Time	Lap Time	Lap Speed
1	4:28.632	4:28.632	70.179
2	7:58.025	3:29.393	91.873
3	11:21.876	3:23.851	94.370
4	14:46.076	3:24.200	94.209
5	18:07.121	3:21.045	95.688

AROUND A POUND TANDRAGEE 100

SUPERBIKE

Qualifying for Open Race

Friday, 22 April 2016

DETAILED RESULT



Qualifying Classification

Position

25 115 Damian HORAN

SBKR Behind 15.345

Best Time 3:21.126 Best Speed 95.649 On 5 Gp

Lap	Elapsed Time	Lap Time	Lap Speed
1	4:29.375	4:29.375	69.985
2	7:58.870	3:29.495	91.828
3	11:22.213	3:23.343	94.606
4	14:46.609	3:24.396	94.119
5	18:07.735	3:21.126	95.649

26 76 John HORGAN

SBKR Behind 15.554

Best Time 3:21.335 Best Speed 95.550 On 5 Gp

Lap	Elapsed Time	Lap Time	Lap Speed
1	5:24.113	5:24.113	58.166
2	8:56.717	3:32.604	90.485
3	12:21.743	3:25.026	93.830
4	15:44.030	3:22.287	95.100
5	19:05.365	3:21.335	95.550

27 26 Dennis BOOTH

SBKR Behind 15.961

Best Time 3:21.742 Best Speed 95.357 On 5 Gp

Lap	Elapsed Time	Lap Time	Lap Speed
1	5:09.991	5:09.991	60.816
2	8:34.921	3:24.930	93.874
3	11:59.082	3:24.161	94.227
4	15:23.781	3:24.699	93.979
5	18:45.523	3:21.742	95.357

28 71 Davy MORGAN

SBKR Behind 16.241

Best Time 3:22.022 Best Speed 95.225 On 3 Gp

Lap	Elapsed Time	Lap Time	Lap Speed
1	5:14.427	5:14.427	59.958
2	8:39.241	3:24.814	93.927
3	12:01.263	3:22.022	95.225
4	15:24.029	3:22.766	94.875
5	18:46.653	3:22.624	94.942

Qualifying Classification

Position

29 74 Tommy HENRY

SBKR Behind 17.243

Best Time 3:23.024 Best Speed 94.755 On 5 Gp

Lap	Elapsed Time	Lap Time	Lap Speed
1	4:51.987	4:51.987	64.566
2	8:28.755	3:36.768	88.747
3	12:00.856	3:32.101	90.700
4	15:56.405	3:55.549	81.671
5	19:19.429	3:23.024	94.755

30 109 Neil KERNOHAN

SBKR Behind 17.595

Best Time 3:23.376 Best Speed 94.591 On 3 Gp

Lap	Elapsed Time	Lap Time	Lap Speed
1	4:18.267	4:18.267	72.995
2	7:42.567	3:24.300	94.163
3	11:05.943	3:23.376	94.591

31 21 Alan CONNOR

SBKR Behind 17.792

Best Time 3:23.573 Best Speed 94.499 On 5 Gp

Lap	Elapsed Time	Lap Time	Lap Speed
1	4:58.111	4:58.111	63.239
2	8:26.531	3:28.420	92.302
3	11:58.037	3:31.506	90.955
4	15:23.506	3:25.469	93.627
5	18:47.079	3:23.573	94.499

32 8 Anthony McCOLGAN

SBKR Behind 17.942

Best Time 3:23.723 Best Speed 94.430 On 5 Gp

Lap	Elapsed Time	Lap Time	Lap Speed
1	5:30.015	5:30.015	57.126
2	9:04.264	3:34.249	89.790
3	12:32.937	3:28.673	92.190
4	15:59.582	3:26.645	93.094
5	19:23.305	3:23.723	94.430

AROUND A POUND TANDRAGEE 100

SUPERBIKE

Qualifying for Open Race

Friday, 22 April 2016

DETAILED RESULT



Qualifying Classification

Position

33 129 Martin LOWE

SBKR Behind 18.335

Best Time 3:24.116 Best Speed 94.248 On 5 Gp

Lap	Elapsed Time	Lap Time	Lap Speed
1	5:16.467	5:16.467	59.571
2	8:45.974	3:29.507	91.823
3	12:12.557	3:26.583	93.122
4	15:38.204	3:25.647	93.546
5	19:02.320	3:24.116	94.248

34 38 Paul WILLIAMS

SBKR Behind 18.949

Best Time 3:24.730 Best Speed 93.965 On 5 Gp

Lap	Elapsed Time	Lap Time	Lap Speed
1	4:52.311	4:52.311	64.494
2	8:25.473	3:33.162	90.248
3	11:56.325	3:30.852	91.237
4	15:22.463	3:26.138	93.323
5	18:47.193	3:24.730	93.965

35 164 Stephen TOBIN

SBKR Behind 19.650

Best Time 3:25.431 Best Speed 93.645 On 5 Gp

Lap	Elapsed Time	Lap Time	Lap Speed
1	5:24.625	5:24.625	58.074
2	8:52.915	3:28.290	92.359
3	12:19.772	3:26.857	92.999
4	15:45.332	3:25.560	93.586
5	19:10.763	3:25.431	93.645

36 23 Michal DOKOUPIL

SBKR Behind 19.984

Best Time 3:25.765 Best Speed 93.493 On 4 Gp

Lap	Elapsed Time	Lap Time	Lap Speed
1	5:53.768	5:53.768	53.290
2	9:26.088	3:32.320	90.606
3	12:52.625	3:26.537	93.143
4	16:18.390	3:25.765	93.493
5	19:46.049	3:27.659	92.640

Qualifying Classification

Position

37 171 Brian COOMEY

SBKR Behind 20.248

Best Time 3:26.029 Best Speed 93.373 On 5 Gp

Lap	Elapsed Time	Lap Time	Lap Speed
1	4:46.194	4:46.194	65.872
2	8:24.213	3:38.019	88.238
3	11:57.387	3:33.174	90.243
4	15:26.695	3:29.308	91.910
5	18:52.724	3:26.029	93.373

38 92 Noel CARROLL

SBKR Behind 20.304

Best Time 3:26.085 Best Speed 93.347 On 5 Gp

Lap	Elapsed Time	Lap Time	Lap Speed
1	4:44.896	4:44.896	66.173
2	8:26.197	3:41.301	86.929
3	12:00.279	3:34.082	89.860
4	15:28.409	3:28.130	92.430
5	18:54.494	3:26.085	93.347

39 80 Phill ARCHER

SBKR Behind 20.755

Best Time 3:26.536 Best Speed 93.144 On 5 Gp

Lap	Elapsed Time	Lap Time	Lap Speed
1	4:43.260	4:43.260	66.555
2	8:23.488	3:40.228	87.353
3	11:58.680	3:35.192	89.397
4	15:27.166	3:28.486	92.272
5	18:53.702	3:26.536	93.144

40 311 Allan BRODIE

SBKR Behind 22.299

Best Time 3:28.080 Best Speed 92.452 On 2 Gp

Lap	Elapsed Time	Lap Time	Lap Speed
1	4:34.277	4:34.277	68.735
2	8:02.357	3:28.080	92.452
3	11:47.048	3:44.691	85.618
4	16:10.440	4:23.392	73.038

AROUND A POUND TANDRAGEE 100

SUPERBIKE

Qualifying for Open Race

Friday, 22 April 2016

DETAILED RESULT



Qualifying Classification

Position

41 14 Rodney LITTLE

SBKR Behind 24.049

Best Time 3:29.830 Best Speed 91.681 On 4 Gp

Lap	Elapsed Time	Lap Time	Lap Speed
1	5:48.647	5:48.647	54.073
2	9:25.480	3:36.833	88.720
3	12:59.392	3:33.912	89.932
4	16:29.222	3:29.830	91.681

42 57 Adrian LOGUE

SBKR Behind 25.768

Best Time 3:31.549 Best Speed 90.936 On 5 Gp

Lap	Elapsed Time	Lap Time	Lap Speed
1	4:57.757	4:57.757	63.314
2	8:35.481	3:37.724	88.357
3	12:11.081	3:35.600	89.228
4	15:43.728	3:32.647	90.467
5	19:15.277	3:31.549	90.936

43 138 Steven PROCTER

SBKR Behind 27.943

Best Time 3:33.724 Best Speed 90.011 On 4 Gp

Lap	Elapsed Time	Lap Time	Lap Speed
1	5:20.329	5:20.329	58.853
2	8:58.967	3:38.638	87.988
3	12:33.094	3:34.127	89.842
4	16:06.818	3:33.724	90.011
5	19:40.770	3:33.952	89.915

44 11 Callum LAIDLAW

SBKR Behind 28.015

Best Time 3:33.796 Best Speed 89.981 On 4 Gp

Lap	Elapsed Time	Lap Time	Lap Speed
1	5:29.527	5:29.527	57.210
2	9:07.278	3:37.751	88.346
3	12:43.420	3:36.142	89.004
4	16:17.216	3:33.796	89.981
5	19:53.650	3:36.434	88.884

45 187 Paul SWORDS

SBKR Behind 29.145

Best Time 3:34.926 Best Speed 89.508 On 2 Gp

Lap	Elapsed Time	Lap Time	Lap Speed
1	5:33.047	5:33.047	56.606
2	9:07.973	3:34.926	89.508
3	12:43.685	3:35.712	89.181

Qualifying Classification

Position

46 176 James CHRISTIE

SBKR Behind 37.549

Best Time 3:43.330 Best Speed 86.139 On 4 Gp

Lap	Elapsed Time	Lap Time	Lap Speed
1	5:54.911	5:54.911	53.118
2	9:52.005	3:57.094	81.139
3	13:36.659	3:44.654	85.632
4	17:19.989	3:43.330	86.139

47 221 Dario CECCONI

SBKR Behind 40.985

Best Time 3:46.766 Best Speed 84.834 On 4 Gp

Lap	Elapsed Time	Lap Time	Lap Speed
1	5:54.332	5:54.332	53.205
2	9:50.587	3:56.255	81.427
3	13:50.367	3:59.780	80.230
4	17:37.133	3:46.766	84.834

48 132 Shaun WYNNE

SBKR Behind 45.712

Best Time 3:51.493 Best Speed 83.102 On 4 Gp

Lap	Elapsed Time	Lap Time	Lap Speed
1	5:53.468	5:53.468	53.335
2	9:52.035	3:58.567	80.638
3	13:44.072	3:52.037	82.907
4	17:35.565	3:51.493	83.102

49 54 Sam JOHNSON

SBKR Behind 49.553

Best Time 3:55.334 Best Speed 81.746 On 3 Gp

Lap	Elapsed Time	Lap Time	Lap Speed
1	5:53.096	5:53.096	53.391
2	9:53.501	4:00.405	80.021
3	13:48.835	3:55.334	81.746
4	17:44.201	3:55.366	81.734

50 29 Richard McLOUGHLIN

SBKR Behind 1:00.071

Best Time 4:05.852 Best Speed 78.248 On 1 Gp

Lap	Elapsed Time	Lap Time	Lap Speed
1	4:05.852	4:05.852	76.681

AROUND A POUND TANDRAGEE 100

SUPERBIKE

Qualifying for Open Race

Friday, 22 April 2016

DETAILED RESULT



Qualifying Classification

Position

51 131 Robert CAIRNS

SBKR Behind 2:03.917

Best Time 5:09.698 Best Speed 62.117 On 1 Gp

Lap	Elapsed Time	Lap Time	Lap Speed
1	5:09.698	5:09.698	60.873

AROUND A POUND TANDRAGEE 100

SUPERBIKE

Qualifying for Tandragee 100


Friday, 22 April 2016



Pos	Class	No	Name	Machine / Sponsor	----- Best Lap -----			On	Laps
					Time	Behind	Speed		
Qualifying Classification									
1	SBKR	7	Dan KNEEN	Yamaha - Mar-Train Racing	3:00.060		106.839	3	4
2	SBKR	82	Derek SHEILS	Suzuki - Cookstown BE Racing	3:00.897	0.837	106.345	3	4
3	SBKR	77	Ryan FARQUHAR	BMW - IEG	3:01.348	1.288	106.081	3	4
4	SBKR	65	Michael SWEENEY	Kawasaki - MJR Racing	3:03.215	3.155	105.000	4	4
5	SBKR	86	Derek McGEE	BMW - NW Racing	3:04.391	4.331	104.330	4	4
6	SBKR	4	M MITCHELL THOMAS	Suzuki - Cookstown BE Racing	3:04.913	4.853	104.035	4	4
7	SBKR	6	William DUNLOP	Kawasaki - MSS Colchester Kawasaki CD-IC	3:05.204	5.144	103.872	3	3
8	SBKR	71	Davy MORGAN	Kawasaki - Magic Bullet	3:10.482	10.422	100.994	3	3
9	SBKR	27	Frank GALLAGHER	Kawasaki	3:10.830	10.770	100.810	2	3
10	SBKR	143	Joe NEWBOULD	Kawasaki 600	3:11.934	11.874	100.230	3	3
11	SBKR	97	Seamus ELLIOTT	Kawasaki	3:12.445	12.385	99.964	2	3
12	SBKR	43	Colin STEPHENSON	Yamaha 600	3:12.471	12.411	99.950	3	3
13	SBKR	93	Paul CRANSTON	Suzuki - P & J Fuel Haulage	3:14.430	14.370	98.943	2	3
14	SBKR	22	Paul JORDAN	Honda 600 - B&W / Site Sealants	3:15.031	14.971	98.638	2	3
15	SBKR	5	Thomas MAXWELL	Yamaha 600	3:15.061	15.001	98.623	3	3
16	SBKR	78	Dean CAMPBELL	Kawasaki 600	3:15.460	15.400	98.422	3	3
17	SBKR	64	Stephen McKNIGHT	Honda	3:16.532	16.472	97.885	2	3
18	SBKR	73	James KELLY	Yamaha 600 - Lift West	3:16.603	16.543	97.849	2	3
19	SBKR	75	Kevin FITZPATRICK	Kawasaki - Team Mongey Racing	3:16.644	16.584	97.829	3	3
20	SBKR	29	Richard McLOUGHLIN	Kawasaki	3:17.185	17.125	97.561	3	3
21	SBKR	24	Graham KENNEDY	Yamaha 600 - Patsy Kennedy	3:19.463	19.403	96.446	3	3
22	SBKR	20	David LUMSDEN	Yamaha 600 - Koru 4U	3:19.966	19.906	96.204	3	3
23	SBKR	172	Gareth KEYS	Kawasaki - Keys / Irwin	3:20.009	19.949	96.183	3	3
24	SBKR	53	Rob BARBER	Yamaha - PRB Racing	3:20.688	20.628	95.858	2	3
25	SBKR	23	Michal DOKOUPIL	Yamaha 600 - Motopoint	3:21.077	21.017	95.672	3	3
26	SBKR	9	Wayne KIRWAN	Kawasaki 600	3:21.245	21.185	95.592	3	3
27	SBKR	28	Paul GARTLAND	Kawasaki - North West Gas / Rod Lee	3:22.262	22.202	95.112	3	3
28	SBKR	129	Martin LOWE	Kawasaki	3:23.049	22.989	94.743	3	3
29	SBKR	21	Alan CONNOR	Suzuki - Connor Racing	3:23.105	23.045	94.717	3	3
30	SBKR	115	Damian HORAN	Suzuki 750 - David Nelson	3:23.502	23.442	94.532	2	3
31	SBKR	92	Noel CARROLL	Suzuki	3:23.710	23.650	94.436	3	3
32	SBKR	109	Neil KERNOHAN	Kawasaki - Logan Racing	3:24.041	23.981	94.283	2	3
33	SBKR	38	Paul WILLIAMS	BMW	3:25.680	25.620	93.531	2	3
34	SBKR	8	Anthony McCOLGAN	BMW	3:26.112	26.052	93.335	3	3
35	SBKR	138	Steven PROCTER	Yamaha 600	3:27.774	27.714	92.589	3	3
36	SBKR	25	Matthew REES	Kawasaki	3:27.883	27.823	92.540	3	3
37	SBKR	164	Stephen TOBIN	Yamaha 600	3:28.436	28.376	92.295	3	3
38	SBKR	14	Rodney LITTLE	Yamaha 600	3:31.853	31.793	90.806	2	3
39	SBKR	221	Dario CECCONI	Suzuki 750	3:34.408	34.348	89.724	3	3
40	SBKR	176	James CHRISTIE	Yamaha 600 - Team JCR	3:38.020	37.960	88.237	3	3
41	SBKR	132	Shaun WYNNE	Kawasaki	5:12.095	2:12.035	61.640	1	1

Provisional result to be confirmed by the Stewards of the Meeting subject to completion of technical inspections & the time limit for protests

Page 1 / 1

Circuit	Tandragee	Signed		Organising Club	North Armagh MC&CC
Length(miles)	5.3438	Lap 1 (5.2368)	Chief Timekeeper	Qualifying Started	19:33
Weather	Bright	Issued At:	19:53		
Track	Dry				



AROUND A POUND TANDRAGEE 100

SUPERBIKE

Qualifying for Tandragee 100

Friday, 22 April 2016

DETAILED RESULT



Qualifying Classification

Position

1 7 Dan KNEEN

SBKR		Behind		
Best Time	3:00.060	Best Speed	106.839	On 3 Gp
Lap	Elapsed Time	Lap Time	Lap Speed	
1	4:07.021	4:07.021	76.319	
2	7:15.096	3:08.075	102.286	
3	10:15.156	3:00.060	106.839	
4	13:20.581	3:05.425	103.748	

2 82 Derek SHEILS

SBKR		Behind	0.837	
Best Time	3:00.897	Best Speed	106.345	On 3 Gp
Lap	Elapsed Time	Lap Time	Lap Speed	
1	3:55.535	3:55.535	80.040	
2	6:57.157	3:01.622	105.921	
3	9:58.054	3:00.897	106.345	
4	12:58.992	3:00.938	106.321	

3 77 Ryan FARQUHAR

SBKR		Behind	1.288	
Best Time	3:01.348	Best Speed	106.081	On 3 Gp
Lap	Elapsed Time	Lap Time	Lap Speed	
1	4:07.478	4:07.478	76.178	
2	7:11.345	3:03.867	104.627	
3	10:12.693	3:01.348	106.081	
4	13:15.104	3:02.411	105.462	

4 65 Michael SWEENEY

SBKR		Behind	3.155	
Best Time	3:03.215	Best Speed	105.000	On 4 Gp
Lap	Elapsed Time	Lap Time	Lap Speed	
1	4:02.744	4:02.744	77.663	
2	7:07.418	3:04.674	104.170	
3	10:11.461	3:04.043	104.527	
4	13:14.676	3:03.215	105.000	

5 86 Derek McGEE

SBKR		Behind	4.331	
Best Time	3:04.391	Best Speed	104.330	On 4 Gp
Lap	Elapsed Time	Lap Time	Lap Speed	
1	3:56.773	3:56.773	79.622	
2	7:03.685	3:06.912	102.923	
3	10:09.929	3:06.244	103.292	
4	13:14.320	3:04.391	104.330	

Qualifying Classification

Position

6 4 M MITCHELL THOMAS

SBKR		Behind	4.853	
Best Time	3:04.913	Best Speed	104.035	On 4 Gp
Lap	Elapsed Time	Lap Time	Lap Speed	
1	3:57.166	3:57.166	79.490	
2	7:02.112	3:04.946	104.017	
3	10:07.657	3:05.545	103.681	
4	13:12.570	3:04.913	104.035	

7 6 William DUNLOP

SBKR		Behind	5.144	
Best Time	3:05.204	Best Speed	103.872	On 3 Gp
Lap	Elapsed Time	Lap Time	Lap Speed	
1	5:45.239	5:45.239	54.607	
2	8:52.128	3:06.889	102.935	
3	11:57.332	3:05.204	103.872	

8 71 Davy MORGAN

SBKR		Behind	10.422	
Best Time	3:10.482	Best Speed	100.994	On 3 Gp
Lap	Elapsed Time	Lap Time	Lap Speed	
1	4:23.034	4:23.034	71.672	
2	7:37.919	3:14.885	98.712	
3	10:48.401	3:10.482	100.994	

9 27 Frank GALLAGHER

SBKR		Behind	10.770	
Best Time	3:10.830	Best Speed	100.810	On 2 Gp
Lap	Elapsed Time	Lap Time	Lap Speed	
1	4:18.840	4:18.840	72.834	
2	7:29.670	3:10.830	100.810	
3	10:47.059	3:17.389	97.460	

10 143 Joe NEWBOULD

SBKR		Behind	11.874	
Best Time	3:11.934	Best Speed	100.230	On 3 Gp
Lap	Elapsed Time	Lap Time	Lap Speed	
1	4:58.495	4:58.495	63.158	
2	8:19.126	3:20.631	95.885	
3	11:31.060	3:11.934	100.230	

AROUND A POUND TANDRAGEE 100

SUPERBIKE

Qualifying for Tandragee 100

Friday, 22 April 2016

DETAILED RESULT



Qualifying Classification

Position

11	97 Seamus ELLIOTT				
SBKR		Behind	12.385		
Best Time	3:12.445	Best Speed	99.964	On	2 Gp
Lap	Elapsed Time	Lap Time	Lap Speed		
1	4:22.265	4:22.265	71.883		
2	7:34.710	3:12.445	99.964		
3	10:47.516	3:12.806	99.776		

12	43 Colin STEPHENSON				
SBKR		Behind	12.411		
Best Time	3:12.471	Best Speed	99.950	On	3 Gp
Lap	Elapsed Time	Lap Time	Lap Speed		
1	4:11.761	4:11.761	74.882		
2	7:25.958	3:14.197	99.062		
3	10:38.429	3:12.471	99.950		

13	93 Paul CRANSTON				
SBKR		Behind	14.370		
Best Time	3:14.430	Best Speed	98.943	On	2 Gp
Lap	Elapsed Time	Lap Time	Lap Speed		
1	4:13.876	4:13.876	74.258		
2	7:28.306	3:14.430	98.943		
3	10:44.032	3:15.726	98.288		

14	22 Paul JORDAN				
SBKR		Behind	14.971		
Best Time	3:15.031	Best Speed	98.638	On	2 Gp
Lap	Elapsed Time	Lap Time	Lap Speed		
1	5:19.323	5:19.323	59.038		
2	8:34.354	3:15.031	98.638		
3	11:53.037	3:18.683	96.825		

15	5 Thomas MAXWELL				
SBKR		Behind	15.001		
Best Time	3:15.061	Best Speed	98.623	On	3 Gp
Lap	Elapsed Time	Lap Time	Lap Speed		
1	4:08.107	4:08.107	75.985		
2	7:23.932	3:15.825	98.238		
3	10:38.993	3:15.061	98.623		

Qualifying Classification

Position

16	78 Dean CAMPBELL				
SBKR		Behind	15.400		
Best Time	3:15.460	Best Speed	98.422	On	3 Gp
Lap	Elapsed Time	Lap Time	Lap Speed		
1	4:12.200	4:12.200	74.751		
2	7:27.907	3:15.707	98.297		
3	10:43.367	3:15.460	98.422		

17	64 Stephen McKNIGHT				
SBKR		Behind	16.472		
Best Time	3:16.532	Best Speed	97.885	On	2 Gp
Lap	Elapsed Time	Lap Time	Lap Speed		
1	5:54.536	5:54.536	53.175		
2	9:11.068	3:16.532	97.885		
3	12:28.138	3:17.070	97.618		

18	73 James KELLY				
SBKR		Behind	16.543		
Best Time	3:16.603	Best Speed	97.849	On	2 Gp
Lap	Elapsed Time	Lap Time	Lap Speed		
1	4:10.986	4:10.986	75.113		
2	7:27.589	3:16.603	97.849		
3	10:47.904	3:20.315	96.036		

19	75 Kevin FITZPATRICK				
SBKR		Behind	16.584		
Best Time	3:16.644	Best Speed	97.829	On	3 Gp
Lap	Elapsed Time	Lap Time	Lap Speed		
1	4:32.819	4:32.819	69.102		
2	7:52.704	3:19.885	96.243		
3	11:09.348	3:16.644	97.829		

20	29 Richard McLOUGHLIN				
SBKR		Behind	17.125		
Best Time	3:17.185	Best Speed	97.561	On	3 Gp
Lap	Elapsed Time	Lap Time	Lap Speed		
1	4:46.669	4:46.669	65.763		
2	8:08.277	3:21.608	95.420		
3	11:25.462	3:17.185	97.561		

AROUND A POUND TANDRAGEE 100

SUPERBIKE

Qualifying for Tandragee 100

Friday, 22 April 2016

DETAILED RESULT



Qualifying Classification

Position

21 24 Graham KENNEDY

SBKR		Behind	19.403
Best Time	3:19.463	Best Speed	96.446 On 3 Gp
Lap	Elapsed Time	Lap Time	Lap Speed
1	4:22.503	4:22.503	71.817
2	7:43.283	3:20.780	95.814
3	11:02.746	3:19.463	96.446

22 20 David LUMSDEN

SBKR		Behind	19.906
Best Time	3:19.966	Best Speed	96.204 On 3 Gp
Lap	Elapsed Time	Lap Time	Lap Speed
1	4:46.372	4:46.372	65.832
2	8:10.990	3:24.618	94.017
3	11:30.956	3:19.966	96.204

23 172 Gareth KEYS

SBKR		Behind	19.949
Best Time	3:20.009	Best Speed	96.183 On 3 Gp
Lap	Elapsed Time	Lap Time	Lap Speed
1	4:45.720	4:45.720	65.982
2	8:10.300	3:24.580	94.034
3	11:30.309	3:20.009	96.183

24 53 Rob BARBER

SBKR		Behind	20.628
Best Time	3:20.688	Best Speed	95.858 On 2 Gp
Lap	Elapsed Time	Lap Time	Lap Speed
1	5:31.002	5:31.002	56.955
2	8:51.690	3:20.688	95.858
3	12:12.842	3:21.152	95.637

25 23 Michal DOKOUPIL

SBKR		Behind	21.017
Best Time	3:21.077	Best Speed	95.672 On 3 Gp
Lap	Elapsed Time	Lap Time	Lap Speed
1	5:07.313	5:07.313	61.346
2	8:28.940	3:21.627	95.411
3	11:50.017	3:21.077	95.672

Qualifying Classification

Position

26 9 Wayne KIRWAN

SBKR		Behind	21.185
Best Time	3:21.245	Best Speed	95.592 On 3 Gp
Lap	Elapsed Time	Lap Time	Lap Speed
1	4:22.167	4:22.167	71.910
2	8:02.225	3:40.058	87.420
3	11:23.470	3:21.245	95.592

27 28 Paul GARTLAND

SBKR		Behind	22.202
Best Time	3:22.262	Best Speed	95.112 On 3 Gp
Lap	Elapsed Time	Lap Time	Lap Speed
1	5:46.188	5:46.188	54.457
2	9:10.811	3:24.623	94.014
3	12:33.073	3:22.262	95.112

28 129 Martin LOWE

SBKR		Behind	22.989
Best Time	3:23.049	Best Speed	94.743 On 3 Gp
Lap	Elapsed Time	Lap Time	Lap Speed
1	5:02.605	5:02.605	62.300
2	8:26.511	3:23.906	94.345
3	11:49.560	3:23.049	94.743

29 21 Alan CONNOR

SBKR		Behind	23.045
Best Time	3:23.105	Best Speed	94.717 On 3 Gp
Lap	Elapsed Time	Lap Time	Lap Speed
1	5:12.343	5:12.343	60.358
2	8:36.667	3:24.324	94.152
3	11:59.772	3:23.105	94.717

30 115 Damian HORAN

SBKR		Behind	23.442
Best Time	3:23.502	Best Speed	94.532 On 2 Gp
Lap	Elapsed Time	Lap Time	Lap Speed
1	4:57.590	4:57.590	63.350
2	8:21.092	3:23.502	94.532
3	11:46.900	3:25.808	93.473

AROUND A POUND TANDRAGEE 100

SUPERBIKE

Qualifying for Tandragee 100

Friday, 22 April 2016

DETAILED RESULT



Qualifying Classification

Position

31 92 Noel CARROLL

SBKR		Behind	23.650
Best Time	3:23.710	Best Speed	94.436 On 3 Gp
<i>Lap</i>	<i>Elapsed Time</i>	<i>Lap Time</i>	<i>Lap Speed</i>
1	5:02.326	5:02.326	62.358
2	8:29.239	3:26.913	92.974
3	11:52.949	3:23.710	94.436

32 109 Neil KERNOHAN

SBKR		Behind	23.981
Best Time	3:24.041	Best Speed	94.283 On 2 Gp
<i>Lap</i>	<i>Elapsed Time</i>	<i>Lap Time</i>	<i>Lap Speed</i>
1	4:56.672	4:56.672	63.546
2	8:20.713	3:24.041	94.283
3	11:46.465	3:25.752	93.498

33 38 Paul WILLIAMS

SBKR		Behind	25.620
Best Time	3:25.680	Best Speed	93.531 On 2 Gp
<i>Lap</i>	<i>Elapsed Time</i>	<i>Lap Time</i>	<i>Lap Speed</i>
1	4:54.896	4:54.896	63.929
2	8:20.576	3:25.680	93.531
3	11:47.348	3:26.772	93.037

34 8 Anthony McCOLGAN

SBKR		Behind	26.052
Best Time	3:26.112	Best Speed	93.335 On 3 Gp
<i>Lap</i>	<i>Elapsed Time</i>	<i>Lap Time</i>	<i>Lap Speed</i>
1	4:58.293	4:58.293	63.201
2	8:26.134	3:27.841	92.559
3	11:52.246	3:26.112	93.335

35 138 Steven PROCTER

SBKR		Behind	27.714
Best Time	3:27.774	Best Speed	92.589 On 3 Gp
<i>Lap</i>	<i>Elapsed Time</i>	<i>Lap Time</i>	<i>Lap Speed</i>
1	5:14.451	5:14.451	59.953
2	8:44.888	3:30.437	91.417
3	12:12.662	3:27.774	92.589

Qualifying Classification

Position

36 25 Matthew REES

SBKR		Behind	27.823
Best Time	3:27.883	Best Speed	92.540 On 3 Gp
<i>Lap</i>	<i>Elapsed Time</i>	<i>Lap Time</i>	<i>Lap Speed</i>
1	4:51.748	4:51.748	64.618
2	8:20.286	3:28.538	92.249
3	11:48.169	3:27.883	92.540

37 164 Stephen TOBIN

SBKR		Behind	28.376
Best Time	3:28.436	Best Speed	92.295 On 3 Gp
<i>Lap</i>	<i>Elapsed Time</i>	<i>Lap Time</i>	<i>Lap Speed</i>
1	4:58.021	4:58.021	63.258
2	8:28.233	3:30.212	91.515
3	11:56.669	3:28.436	92.295

38 14 Rodney LITTLE

SBKR		Behind	31.793
Best Time	3:31.853	Best Speed	90.806 On 2 Gp
<i>Lap</i>	<i>Elapsed Time</i>	<i>Lap Time</i>	<i>Lap Speed</i>
1	5:09.929	5:09.929	60.828
2	8:41.782	3:31.853	90.806
3	12:15.604	3:33.822	89.970

39 221 Dario CECCONI

SBKR		Behind	34.348
Best Time	3:34.408	Best Speed	89.724 On 3 Gp
<i>Lap</i>	<i>Elapsed Time</i>	<i>Lap Time</i>	<i>Lap Speed</i>
1	5:16.577	5:16.577	59.550
2	8:53.242	3:36.665	88.789
3	12:27.650	3:34.408	89.724

40 176 James CHRISTIE

SBKR		Behind	37.960
Best Time	3:38.020	Best Speed	88.237 On 3 Gp
<i>Lap</i>	<i>Elapsed Time</i>	<i>Lap Time</i>	<i>Lap Speed</i>
1	5:13.236	5:13.236	60.186
2	8:54.715	3:41.479	86.859
3	12:32.735	3:38.020	88.237

AROUND A POUND TANDRAGEE 100

SUPERBIKE

Qualifying for Tandragee 100

Friday, 22 April 2016

DETAILED RESULT



Qualifying Classification

Position

41 132 Shaun WYNNE

SBKR Behind 2:12.035

Best Time 5:12.095 Best Speed 61.640 On 1 Gp

Lap	Elapsed Time	Lap Time	Lap Speed
1	5:12.095	5:12.095	60.406

AROUND A POUND TANDRAGEE 100

SUPERBIKE

Tandragee 5.344 miles

R1: McCrum's Motorcycles Open Non-Championship

23/04/2016 11:00

Race (6 Laps)

RACE 1 - OPEN NON-CHAMPIONSHIP
Page 1 of 2

14

13

12


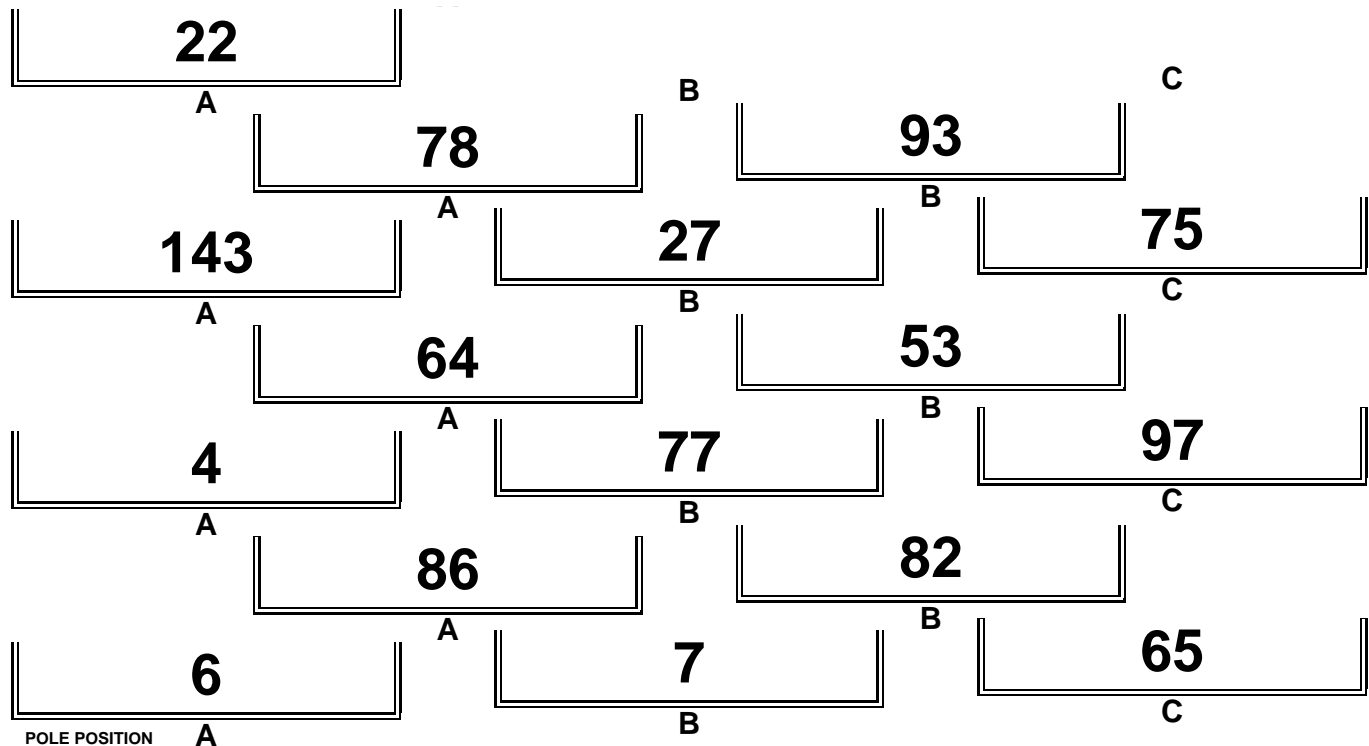
11

10

9

8

7



Promoted by North Armagh MC & CC

Orbits

Provisional result to be confirmed by the Stewards of the Meeting subject to the completion of technical inspections and the time limit for protests.

MCUI (Ulster Centre) Timing @ www.elaps-timing.com



Ride on
Delta
Seven

AROUND A POUND TANDRAGEE 100

SUPERBIKE

Tandragee 5.344 miles


R1: McCrum's Motorcycles Open Non-Championship

23/04/2016 11:00

Race (6 Laps)

RACE 1 - OPEN NON-CHAMPIONSHIP Page 2 of 2

28		24		25	
		A		B	
27	54		29		131
	A		B		C
26		221		132	
		A		B	
25	138		187		176
	A		B		C
24		14		57	
		A		B	
23	92		80		311
	A		B		C
22					
		A		B	
21	171				
	A		B		C
20		164		23	
		A		B	
19	8		129		38
	A		B		C
18		74		21	
		A		B	
17	76		26		71
	A		B		C
16		28		115	
		A		B	
15	5		172		20
	A		B		C



Promoted by North Armagh MC & CC

Orbits

Provisional result to be confirmed by the Stewards of the Meeting subject to the completion of technical inspections and the time limit for protests.

MCUI (Ulster Centre) Timing @ www.elaps-timing.com



Ride on
Delta
Seven

AROUND A POUND TANDRAGEE 100

SUPERBIKE

Tandragee 5.344 miles

R9: Around a Pound Tandragee 100

23/04/2016 17:00

Race (7 Laps)

RACE 9 - TANDRAGEE 100 Page 1 of 2

14		21		115	
		A		B	
13	9		28		129
	A		B		C
12		53		23	
		A		B	
11	24		20		172
	A		B		C
10		75		29	
		A		B	
9	78		64		73
	A		B		C
8	A		B		
7	A		B		C
6		22		5	
		A		B	
5	97		43		93
	A		B		C
4		27		143	
		A		B	
3	4		6		71
	A		B		C
2		65		86	
		A		B	
1	7		82		77
	A		B		C
	POLE POSITION				



Promoted by North Armagh MC & CC

Orbits

Provisional result to be confirmed by the Stewards of the Meeting subject to the completion of technical inspections and the time limit for protests.

MCUI (Ulster Centre) Timing @ www.elaps-timing.com



Ride on
Delta
Seven

AROUND A POUND TANDRAGEE 100

SUPERBIKE

Tandragee 5.344 miles


R9: Around a Pound Tandragee 100

23/04/2016 17:00

Race (7 Laps)

RACE 9 - TANDRAGEE 100 Page 2 of 2

20		57		11	
		A		B	
19	176		132		68
	A		B		C
18		14		221	
		A		B	
17	25		311		164
	A		B		C
16		8		138	
		A		B	
15	92		109		38
	A		B		C



Promoted by North Armagh MC & CC

Orbits

Provisional result to be confirmed by the Stewards of the Meeting subject to the completion of technical inspections and the time limit for protests.

MCUI (Ulster Centre) Timing @ www.elaps-timing.com



Ride on
Delta
Seven

AROUND A POUND TANDRAGEE 100

SUPERBIKE

Race 1 - McCrum's Motorcycles Open non-championship AMEND'T 4

Saturday, 23 April 2016



-----Best Lap-----
Pos Class No Name Machine / Sponsor Gp Lap Total Time Behind Speed Time Speed On

Race Classification

1	SBKR	77	Ryan FARQUHAR	BMW - IEG	a	5	14:58.008		106.683	2:57.509	108.375	3
2	SBKR	6	William DUNLOP	Kawasaki - MSS Colchester Kawasaki CD-	a	5	15:10.540	12.532	105.215	3:00.723	106.447	2
3	SBKR	4	M MITCHELL THOMAS	Suzuki - Cookstown BE Racing	a	5	15:20.174	22.166	104.113	3:02.354	105.495	2
4	SBKR	65	Michael SWEENEY	Kawasaki - MJR Racing	a	5	15:20.504	22.496	104.076	3:02.489	105.417	3
5	SBKR	86	Derek McGEE	BMW - NW Racing	a	5	15:21.571	23.563	103.955	3:02.978	105.136	3
6	SBKR	97	Seamus ELLIOTT	Kawasaki	a	5	15:39.237	41.229	102.000	3:07.063	102.840	2
7	SBKR	143	Joe NEWBOULD	Kawasaki 600	a	5	15:39.405	41.397	101.982	3:06.882	102.939	2
8	SBKR	43	Colin STEPHENSON	Yamaha 600 - VRS Racing	a	5	15:43.803	45.795	101.507	3:07.823	102.424	4
9	SBKR	64	Stephen McKNIGHT	Honda	a	5	15:44.521	46.513	101.430	3:07.999	102.328	2
10	SBKR	7	Dan KNEEN	Yamaha - Mar-Train Racing	a	5	15:52.922	54.914	100.535	2:57.321	108.490	4
11	SBKR	82	Derek SHEILS	Suzuki - Cookstown BE Racing	a	5	15:57.804	59.796	100.023	2:58.646	107.685	2
12	SBKR	75	Kevin FITZPATRICK	Kawasaki - Team Mongey Racing	a	5	16:00.618	1:02.610	99.730	3:10.471	101.000	2
13	SBKR	172	Gareth KEYS	Kawasaki - Keys / Irwin	b	5	16:09.121	1:11.113	98.855	3:10.596	100.933	4
14	SBKR	53	Rob BARBER	Yamaha - PRB Racing	a	5	16:10.241	1:12.233	98.741	3:12.447	99.963	2
15	SBKR	115	Damian HORAN	Suzuki 750 - David Nelson	b	5	16:19.669	1:21.661	97.790	3:13.417	99.461	4
16	SBKR	29	Richard McLOUGHLIN	Kawasaki	c	5	16:20.158	1:22.150	97.742	3:14.089	99.117	5
17	SBKR	93	Paul CRANSTON	Suzuki - P & J Fuel Haulage	a	5	16:20.679	1:22.671	97.690	3:14.309	99.005	5
18	SBKR	23	Michal DOKOUPIL	Yamaha 600 - Motopoint	b	5	16:23.659	1:25.651	97.394	3:13.212	99.567	5
19	SBKR	26	Dennis BOOTH	Kawasaki	b	5	16:25.345	1:27.337	97.227	3:15.393	98.455	5
20	SBKR	76	John HORGAN	Suzuki 750	b	5	16:37.341	1:39.333	96.058	3:15.466	98.419	4
21	SBKR	21	Alan CONNOR	Suzuki - Connor Racing	b	5	16:38.596	1:40.588	95.937	3:17.174	97.566	4
22	SBKR	138	Steven PROCTER	Yamaha 600	c	5	16:43.447	1:45.439	95.473	3:18.354	96.986	3
23	SBKR	311	Allan BRODIE	Yamaha 600	c	5	16:44.212	1:46.204	95.400	3:20.003	96.186	5
24	SBKR	25	Matthew REES	Kawasaki	c	5	16:44.614	1:46.606	95.362	3:20.383	96.004	3
25	SBKR	78	Dean CAMPBELL	Kawasaki 600	a	5	16:44.950	1:46.942	95.330	3:17.892	97.212	3
26	SBKR	129	Martin LOWE	Kawasaki	b	5	16:47.605	1:49.597	95.079	3:16.850	97.727	5
27	SBKR	74	Tommy HENRY	Yamaha 600 - NJT Racing	b	5	16:51.901	1:53.893	94.676	3:20.138	96.121	5
28	SBKR	8	Anthony McCOLGAN	BMW	b	5	16:51.998	1:53.990	94.666	3:19.252	96.549	5
29	SBKR	38	Paul WILLIAMS	BMW	b	5	16:53.145	1:55.137	94.559	3:20.007	96.184	5
30	SBKR	92	Noel CARROLL	Suzuki	b	5	16:53.823	1:55.815	94.496	3:18.812	96.762	4
31	SBKR	171	Brian COOMEY	Yamaha 600	b	5	16:54.673	1:56.665	94.417	3:20.238	96.073	5
32	SBKR	187	Paul SWORDS	Suzuki 750	c	5	17:01.366	2:03.358	93.798	3:22.014	95.229	5
33	SBKR	80	Phill ARCHER	Yamaha 600	b	5	17:08.426	2:10.418	93.154	3:22.633	94.938	5
34	SBKR	31	Shaun ANDERSON	Honda 250 - CB Racing	c	5	17:20.522	2:22.514	92.071	3:25.541	93.594	4
35	SBKR	14	Rodney LITTLE	Yamaha 600	c	5	17:21.648	2:23.640	91.972	3:25.503	93.612	5
36	SBKR	54	Sam JOHNSON	Yamaha 600	c	4	14:20.534	1 Lap	88.974	3:33.841	89.962	4
37	SBKR	176	James CHRISTIE	Yamaha 600 - Team JCR	c	4	14:21.163	1 Lap	88.909	3:33.965	89.910	3
38	SBKR	132	Shaun WYNNE	Kawasaki	c	4	14:40.604	1 Lap	86.946	3:38.347	88.105	2

Fastest Lap

SBKR	7	Dan KNEEN	Yamaha - Mar-Train Racing	2:57.321	108.490	4
------	---	-----------	---------------------------	----------	---------	---


Not Classified

DNF	SBKR	71	Davy MORGAN	Kawasaki - Magic Bullet	b	4	12:55.297		98.755	3:09.382	101.580	4
DNF	SBKR	20	David LUMSDEN	Yamaha 600 - Koru 4U	b	4	12:59.944		98.167	3:12.380	99.997	4
DNF	SBKR	24	Graham KENNEDY	Yamaha 600 - Patsy Kennedy	c	3	10:20.686		92.361	3:23.150	94.696	3
DNF	SBKR	22	Paul JORDAN	Honda 600 - B&W / Site Sealants	a	2	6:19.941		100.252	3:07.844	102.412	2
DNF	SBKR	164	Stephen TOBIN	Yamaha 600	b	1	3:30.820		89.424	3:57.390	79.415	1
DNF	SBKR	221	Dario CECCONI	Suzuki 750	c	1	3:39.574		85.859	4:31.524	69.431	1

Nos 7 & 82 - False Start Penalty of +1 minute. Nos 80 & 92 - amended to correct starting group b. No 31 added to the result.

Provisional result to be confirmed by the Stewards of the Meeting subject to completion of technical inspections & the time limit for protests

Page 1 / 1

Circuit	Tandragee	Signed		Organising Club	North Armagh MC&CC
Length(miles)	5.3438 Lap 1 (5.2368)		Chief Timekeeper	Race Started	11:08
Weather	Sunny	Issued At:	09:09	Gp Time Diff - b 26.57 / c 51.95	
Track	Dry				



AROUND A POUND TANDRAGEE 100

SUPERBIKE

Race 1 - McCrum's Motorcycles Open non-championship AMEND'T

Saturday, 23 April 2016

DETAILED RESULT



Race Classification

1 77 Ryan FARQUHAR

Total Time **14:58.008** Avg Speed **106.683** Behind
Best Time **2:57.509** Best Speed **108.375** On **3** Gp **a**

Lap	Elapsed Time	Lap Time	Lap Speed
1	3:02.383	3:02.383	103.367
2	6:02.185	2:59.802	106.993
3	8:59.694	2:57.509	108.375
4	11:57.477	2:57.783	108.208
5	14:58.008	3:00.531	106.561

2 6 William DUNLOP

Total Time **15:10.540** Avg Speed **105.215** Behind **12.532**
Best Time **3:00.723** Best Speed **106.447** On **2** Gp **a**

Lap	Elapsed Time	Lap Time	Lap Speed
1	3:01.716	3:01.716	103.746
2	6:02.439	3:00.723	106.447
3	9:03.344	3:00.905	106.340
4	12:05.437	3:02.093	105.647
5	15:10.540	3:05.103	103.929

3 4 M MITCHELL THOMAS

Total Time **15:20.174** Avg Speed **104.113** Behind **22.166**
Best Time **3:02.354** Best Speed **105.495** On **2** Gp **a**

Lap	Elapsed Time	Lap Time	Lap Speed
1	3:04.016	3:04.016	102.449
2	6:06.370	3:02.354	105.495
3	9:10.104	3:03.734	104.703
4	12:16.210	3:06.106	103.369
5	15:20.174	3:03.964	104.572

4 65 Michael SWEENEY

Total Time **15:20.504** Avg Speed **104.076** Behind **22.496**
Best Time **3:02.489** Best Speed **105.417** On **3** Gp **a**

Lap	Elapsed Time	Lap Time	Lap Speed
1	3:08.099	3:08.099	100.225
2	6:12.749	3:04.650	104.184
3	9:15.238	3:02.489	105.417
4	12:17.861	3:02.623	105.340
5	15:20.504	3:02.643	105.328

Race Classification

5 86 Derek McGEE

Total Time **15:21.571** Avg Speed **103.955** Behind **23.563**
Best Time **3:02.978** Best Speed **105.136** On **3** Gp **a**

Lap	Elapsed Time	Lap Time	Lap Speed
1	3:07.569	3:07.569	100.509
2	6:11.447	3:03.878	104.621
3	9:14.425	3:02.978	105.136
4	12:17.407	3:02.982	105.133
5	15:21.571	3:04.164	104.459

6 97 Seamus ELLIOTT

Total Time **15:39.237** Avg Speed **102.000** Behind **41.229**
Best Time **3:07.063** Best Speed **102.840** On **2** Gp **a**

Lap	Elapsed Time	Lap Time	Lap Speed
1	3:09.151	3:09.151	99.668
2	6:16.214	3:07.063	102.840
3	9:24.233	3:08.019	102.317
4	12:31.423	3:07.190	102.770
5	15:39.237	3:07.814	102.428

7 143 Joe NEWBOULD

Total Time **15:39.405** Avg Speed **101.982** Behind **41.397**
Best Time **3:06.882** Best Speed **102.939** On **2** Gp **a**

Lap	Elapsed Time	Lap Time	Lap Speed
1	3:09.537	3:09.537	99.465
2	6:16.419	3:06.882	102.939
3	9:24.828	3:08.409	102.105
4	12:32.323	3:07.495	102.603
5	15:39.405	3:07.082	102.829

8 43 Colin STEPHENSON

Total Time **15:43.803** Avg Speed **101.507** Behind **45.795**
Best Time **3:07.823** Best Speed **102.424** On **4** Gp **a**

Lap	Elapsed Time	Lap Time	Lap Speed
1	3:11.176	3:11.176	98.612
2	6:19.239	3:08.063	102.293
3	9:27.166	3:07.927	102.367
4	12:34.989	3:07.823	102.424
5	15:43.803	3:08.814	101.886

AROUND A POUND TANDRAGEE 100

SUPERBIKE

Race 1 - McCrum's Motorcycles Open non-championship AMEND'T

Saturday, 23 April 2016

DETAILED RESULT



Race Classification

9 64 Stephen McKNIGHT

Total Time **15:44.521** Avg Speed **101.430** Behind **46.513**
Best Time **3:07.999** Best Speed **102.328** On **2** Gp **a**

Lap	Elapsed Time	Lap Time	Lap Speed
1	3:11.658	3:11.658	98.364
2	6:19.657	3:07.999	102.328
3	9:27.949	3:08.292	102.168
4	12:36.088	3:08.139	102.252
5	15:44.521	3:08.433	102.092

Race Classification

13 172 Gareth KEYS

Total Time **16:09.121** Avg Speed **98.855** Behind **1:11.113**
Best Time **3:10.596** Best Speed **100.933** On **4** Gp **b**

Lap	Elapsed Time	Lap Time	Lap Speed
1	3:16.959	3:16.959	95.717
2	6:32.118	3:15.159	98.573
3	9:45.555	3:13.437	99.451
4	12:56.151	3:10.596	100.933
5	16:09.121	3:12.970	99.692

10 7 Dan KNEEN

Total Time **15:52.922** Avg Speed **100.535** Behind **54.914**
Best Time **2:57.321** Best Speed **108.490** On **4** Gp **a**

Lap	Elapsed Time	Lap Time	Lap Speed
1	3:00.311	3:00.311	104.554
2	5:58.951	2:58.640	107.689
3	8:57.824	2:58.873	107.548
4	11:55.145	2:57.321	108.490
5	14:52.922	2:57.777	108.211

14 53 Rob BARBER

Total Time **16:10.241** Avg Speed **98.741** Behind **1:12.233**
Best Time **3:12.447** Best Speed **99.963** On **2** Gp **a**

Lap	Elapsed Time	Lap Time	Lap Speed
1	3:13.752	3:13.752	97.301
2	6:26.199	3:12.447	99.963
3	9:40.648	3:14.449	98.933
4	12:55.393	3:14.745	98.783
5	16:10.241	3:14.848	98.731

11 82 Derek SHEILS

Total Time **15:57.804** Avg Speed **100.023** Behind **59.796**
Best Time **2:58.646** Best Speed **107.685** On **2** Gp **a**

Lap	Elapsed Time	Lap Time	Lap Speed
1	2:59.777	2:59.777	104.865
2	5:58.423	2:58.646	107.685
3	8:57.079	2:58.656	107.679
4	11:56.952	2:59.873	106.950
5	14:57.804	3:00.852	106.372

15 115 Damian HORAN

Total Time **16:19.669** Avg Speed **97.790** Behind **1:21.661**
Best Time **3:13.417** Best Speed **99.461** On **4** Gp **b**

Lap	Elapsed Time	Lap Time	Lap Speed
1	3:20.246	3:20.246	94.146
2	6:34.228	3:13.982	99.172
3	9:48.143	3:13.915	99.206
4	13:01.560	3:13.417	99.461
5	16:19.669	3:18.109	97.106

12 75 Kevin FITZPATRICK

Total Time **16:00.618** Avg Speed **99.730** Behind **1:02.610**
Best Time **3:10.471** Best Speed **101.000** On **2** Gp **a**

Lap	Elapsed Time	Lap Time	Lap Speed
1	3:14.724	3:14.724	96.815
2	6:25.195	3:10.471	101.000
3	9:37.011	3:11.816	100.291
4	12:49.477	3:12.466	99.953
5	16:00.618	3:11.141	100.646

16 29 Richard McLOUGHLIN

Total Time **16:20.158** Avg Speed **97.742** Behind **1:22.150**
Best Time **3:14.089** Best Speed **99.117** On **5** Gp **c**

Lap	Elapsed Time	Lap Time	Lap Speed
1	3:18.393	3:18.393	95.025
2	6:34.398	3:16.005	98.148
3	9:48.909	3:14.511	98.902
4	13:06.069	3:17.160	97.573
5	16:20.158	3:14.089	99.117

AROUND A POUND TANDRAGEE 100

SUPERBIKE

Race 1 - McCrum's Motorcycles Open non-championship AMEND'T

Saturday, 23 April 2016

DETAILED RESULT



Race Classification

17 93 Paul CRANSTON

Total Time **16:20.679** Avg Speed **97.690** Behind **1:22.671**
Best Time **3:14.309** Best Speed **99.005** On **5** Gp **a**

Lap	Elapsed Time	Lap Time	Lap Speed
1	3:18.380	3:18.380	95.031
2	6:34.747	3:16.367	97.967
3	9:50.755	3:16.008	98.147
4	13:06.370	3:15.615	98.344
5	16:20.679	3:14.309	99.005

18 23 Michal DOKOUPIL

Total Time **16:23.659** Avg Speed **97.394** Behind **1:25.651**
Best Time **3:13.212** Best Speed **99.567** On **5** Gp **b**

Lap	Elapsed Time	Lap Time	Lap Speed
1	3:26.126	3:26.126	91.460
2	6:42.490	3:16.364	97.969
3	9:56.562	3:14.072	99.126
4	13:10.447	3:13.885	99.221
5	16:23.659	3:13.212	99.567

19 26 Dennis BOOTH

Total Time **16:25.345** Avg Speed **97.227** Behind **1:27.337**
Best Time **3:15.393** Best Speed **98.455** On **5** Gp **b**

Lap	Elapsed Time	Lap Time	Lap Speed
1	3:21.005	3:21.005	93.790
2	6:36.600	3:15.595	98.354
3	9:53.082	3:16.482	97.910
4	13:09.952	3:16.870	97.717
5	16:25.345	3:15.393	98.455

20 76 John HORGAN

Total Time **16:37.341** Avg Speed **96.058** Behind **1:39.333**
Best Time **3:15.466** Best Speed **98.419** On **4** Gp **b**

Lap	Elapsed Time	Lap Time	Lap Speed
1	3:27.585	3:27.585	90.817
2	6:47.052	3:19.467	96.445
3	10:04.837	3:17.785	97.265
4	13:20.303	3:15.466	98.419
5	16:37.341	3:17.038	97.633

Race Classification

21 21 Alan CONNOR

Total Time **16:38.596** Avg Speed **95.937** Behind **1:40.588**
Best Time **3:17.174** Best Speed **97.566** On **4** Gp **b**

Lap	Elapsed Time	Lap Time	Lap Speed
1	3:24.511	3:24.511	92.182
2	6:42.287	3:17.776	97.269
3	10:01.464	3:19.177	96.585
4	13:18.638	3:17.174	97.566
5	16:38.596	3:19.958	96.208

22 138 Steven PROCTER

Total Time **16:43.447** Avg Speed **95.473** Behind **1:45.439**
Best Time **3:18.354** Best Speed **96.986** On **3** Gp **c**

Lap	Elapsed Time	Lap Time	Lap Speed
1	3:23.720	3:23.720	92.540
2	6:44.190	3:20.470	95.962
3	10:02.544	3:18.354	96.986
4	13:24.155	3:21.611	95.419
5	16:43.447	3:19.292	96.529

23 311 Allan BRODIE

Total Time **16:44.212** Avg Speed **95.400** Behind **1:46.204**
Best Time **3:20.003** Best Speed **96.186** On **5** Gp **c**

Lap	Elapsed Time	Lap Time	Lap Speed
1	3:22.067	3:22.067	93.297
2	6:43.960	3:21.893	95.286
3	10:03.977	3:20.017	96.179
4	13:24.209	3:20.232	96.076
5	16:44.212	3:20.003	96.186

24 25 Matthew REES

Total Time **16:44.614** Avg Speed **95.362** Behind **1:46.606**
Best Time **3:20.383** Best Speed **96.004** On **3** Gp **c**

Lap	Elapsed Time	Lap Time	Lap Speed
1	3:20.966	3:20.966	93.808
2	6:41.446	3:20.480	95.957
3	10:01.829	3:20.383	96.004
4	13:23.897	3:22.068	95.203
5	16:44.614	3:20.717	95.844

AROUND A POUND TANDRAGEE 100

SUPERBIKE

Race 1 - McCrum's Motorcycles Open non-championship AMEND'T

Saturday, 23 April 2016

DETAILED RESULT



Race Classification

25 78 Dean CAMPBELL

Total Time **16:44.950** Avg Speed **95.330** Behind **1:46.942**
Best Time **3:17.892** Best Speed **97.212** On **3** Gp **a**

Lap	Elapsed Time	Lap Time	Lap Speed
1	3:19.915	3:19.915	94.302
2	6:38.681	3:18.766	96.785
3	9:56.573	3:17.892	97.212
4	13:15.125	3:18.552	96.889
5	16:44.950	3:29.825	91.684

Race Classification

29 38 Paul WILLIAMS

Total Time **16:53.145** Avg Speed **94.559** Behind **1:55.137**
Best Time **3:20.007** Best Speed **96.184** On **5** Gp **b**

Lap	Elapsed Time	Lap Time	Lap Speed
1	3:29.548	3:29.548	89.966
2	6:51.179	3:21.631	95.409
3	10:11.369	3:20.190	96.096
4	13:33.138	3:21.769	95.344
5	16:53.145	3:20.007	96.184

26 129 Martin LOWE

Total Time **16:47.605** Avg Speed **95.079** Behind **1:49.597**
Best Time **3:16.850** Best Speed **97.727** On **5** Gp **b**

Lap	Elapsed Time	Lap Time	Lap Speed
1	3:28.932	3:28.932	90.232
2	6:51.526	3:22.594	94.956
3	10:11.657	3:20.131	96.125
4	13:30.755	3:19.098	96.623
5	16:47.605	3:16.850	97.727

30 92 Noel CARROLL

Total Time **16:53.823** Avg Speed **94.496** Behind **1:55.815**
Best Time **3:18.812** Best Speed **96.762** On **4** Gp **b**

Lap	Elapsed Time	Lap Time	Lap Speed
1	3:32.718	3:32.718	88.626
2	6:53.893	3:21.175	95.626
3	10:14.788	3:20.895	95.759
4	13:33.600	3:18.812	96.762
5	16:53.823	3:20.223	96.080

27 74 Tommy HENRY

Total Time **16:51.901** Avg Speed **94.676** Behind **1:53.893**
Best Time **3:20.138** Best Speed **96.121** On **5** Gp **b**

Lap	Elapsed Time	Lap Time	Lap Speed
1	3:28.421	3:28.421	90.453
2	6:49.370	3:20.949	95.733
3	10:10.317	3:20.947	95.734
4	13:31.763	3:21.446	95.497
5	16:51.901	3:20.138	96.121

31 171 Brian COOMEY

Total Time **16:54.673** Avg Speed **94.417** Behind **1:56.665**
Best Time **3:20.238** Best Speed **96.073** On **5** Gp **b**

Lap	Elapsed Time	Lap Time	Lap Speed
1	3:30.556	3:30.556	89.536
2	6:52.398	3:21.842	95.310
3	10:13.668	3:21.270	95.581
4	13:34.435	3:20.767	95.820
5	16:54.673	3:20.238	96.073

28 8 Anthony McCOLGAN

Total Time **16:51.998** Avg Speed **94.666** Behind **1:53.990**
Best Time **3:19.252** Best Speed **96.549** On **5** Gp **b**

Lap	Elapsed Time	Lap Time	Lap Speed
1	3:31.150	3:31.150	89.284
2	6:52.603	3:21.453	95.494
3	10:12.107	3:19.504	96.427
4	13:32.746	3:20.639	95.881
5	16:51.998	3:19.252	96.549

32 187 Paul SWORDS

Total Time **17:01.366** Avg Speed **93.798** Behind **2:03.358**
Best Time **3:22.014** Best Speed **95.229** On **5** Gp **c**

Lap	Elapsed Time	Lap Time	Lap Speed
1	3:28.071	3:28.071	90.605
2	6:53.713	3:25.642	93.548
3	10:16.915	3:23.202	94.672
4	13:39.352	3:22.437	95.030
5	17:01.366	3:22.014	95.229

AROUND A POUND TANDRAGEE 100

SUPERBIKE

Race 1 - McCrum's Motorcycles Open non-championship AMEND'T

Saturday, 23 April 2016

DETAILED RESULT



Race Classification

33 80 Phill ARCHER

Total Time **17:08.426** Avg Speed **93.154** Behind **2:10.418**
Best Time **3:22.633** Best Speed **94.938** On **5** Gp **b**

Lap	Elapsed Time	Lap Time	Lap Speed
1	3:32.094	3:32.094	88.887
2	6:56.106	3:24.012	94.296
3	10:21.447	3:25.341	93.686
4	13:45.793	3:24.346	94.142
5	17:08.426	3:22.633	94.938

34 31 Shaun ANDERSON

Total Time **17:20.522** Avg Speed **92.071** Behind **2:22.514**
Best Time **3:25.541** Best Speed **93.594** On **4** Gp **c**

Lap	Elapsed Time	Lap Time	Lap Speed
1	3:36.089	3:36.089	87.243
2	7:02.300	3:26.211	93.290
3	10:28.722	3:26.422	93.195
4	13:54.263	3:25.541	93.594
5	17:20.522	3:26.259	93.269

35 14 Rodney LITTLE

Total Time **17:21.648** Avg Speed **91.972** Behind **2:23.640**
Best Time **3:25.503** Best Speed **93.612** On **5** Gp **c**

Lap	Elapsed Time	Lap Time	Lap Speed
1	3:31.329	3:31.329	89.208
2	6:59.996	3:28.667	92.192
3	10:27.774	3:27.778	92.587
4	13:56.145	3:28.371	92.323
5	17:21.648	3:25.503	93.612

36 54 Sam JOHNSON

Total Time **14:20.534** Avg Speed **88.974** Behind **1 Lap**
Best Time **3:33.841** Best Speed **89.962** On **4** Gp **c**

Lap	Elapsed Time	Lap Time	Lap Speed
1	3:35.604	3:35.604	87.439
2	7:12.802	3:37.198	88.571
3	10:46.693	3:33.891	89.941
4	14:20.534	3:33.841	89.962

Race Classification

37 176 James CHRISTIE

Total Time **14:21.163** Avg Speed **88.909** Behind **1 Lap**
Best Time **3:33.965** Best Speed **89.910** On **3** Gp **c**

Lap	Elapsed Time	Lap Time	Lap Speed
1	3:36.400	3:36.400	87.118
2	7:13.218	3:36.818	88.726
3	10:47.183	3:33.965	89.910
4	14:21.163	3:33.980	89.903

38 132 Shaun WYNNE

Total Time **14:40.604** Avg Speed **86.946** Behind **1 Lap**
Best Time **3:38.347** Best Speed **88.105** On **2** Gp **c**

Lap	Elapsed Time	Lap Time	Lap Speed
1	3:38.447	3:38.447	86.301
2	7:16.794	3:38.347	88.105
3	10:57.762	3:40.968	87.060
4	14:40.604	3:42.842	86.328

Not Classified

DNF 71 Davy MORGAN

Total Time **12:55.297** Avg Speed **98.755** Behind
Best Time **3:09.382** Best Speed **101.580** On **4** Gp **b**

Lap	Elapsed Time	Lap Time	Lap Speed
1	3:21.305	3:21.305	93.650
2	6:33.493	3:12.188	100.097
3	9:45.915	3:12.422	99.976
4	12:55.297	3:09.382	101.580

DNF 20 David LUMSDEN

Total Time **12:59.944** Avg Speed **98.167** Behind
Best Time **3:12.380** Best Speed **99.997** On **4** Gp **b**

Lap	Elapsed Time	Lap Time	Lap Speed
1	3:17.535	3:17.535	95.438
2	6:33.232	3:15.697	98.302
3	9:47.564	3:14.332	98.993
4	12:59.944	3:12.380	99.997

DNF 24 Graham KENNEDY

Total Time **10:20.686** Avg Speed **92.361** Behind
Best Time **3:23.150** Best Speed **94.696** On **3** Gp **c**

Lap	Elapsed Time	Lap Time	Lap Speed
1	3:31.885	3:31.885	88.974
2	6:57.536	3:25.651	93.544
3	10:20.686	3:23.150	94.696

AROUND A POUND TANDRAGEE 100

SUPERBIKE

Race 1 - McCrum's Motorcycles Open non-championship AMEND'T

Saturday, 23 April 2016

DETAILED RESULT



Not Classified

DNF 22 Paul JORDAN

Total Time **6:19.941** Avg Speed **100.252** Behind
Best Time **3:07.844** Best Speed **102.412** On **2** Gp **a**

Lap	Elapsed Time	Lap Time	Lap Speed
1	3:12.097	3:12.097	98.139
2	6:19.941	3:07.844	102.412

DNF 164 Stephen TOBIN

Total Time **3:30.820** Avg Speed **89.424** Behind
Best Time **3:57.390** Best Speed **79.415** On **1** Gp **b**

Lap	Elapsed Time	Lap Time	Lap Speed
1	3:30.820	3:30.820	89.424

DNF 221 Dario CECCONI

Total Time **3:39.574** Avg Speed **85.859** Behind
Best Time **4:31.524** Best Speed **69.431** On **1** Gp **c**

Lap	Elapsed Time	Lap Time	Lap Speed
1	3:39.574	3:39.574	85.859

AROUND A POUND TANDRAGEE 100

SUPERBIKE

Race 1 - McCrum's Motorcycles Open non-championship AMEND'T

LAP CHART



1					2					3				
No	Name	Gp	Time of Day	Lap Time	No	Name	Gp	Time of Day	Lap Time	No	Name	Gp	Time of Day	Lap Time
82	Derek SHEILS	a	11:11:23.704	2:59.777	82	Derek SHEILS	a	11:14:22.350	2:58.646	82	Derek SHEILS	a	11:17:21.006	2:58.656
7	Dan KNEEN	a	11:11:24.238	3:00.311	7	Dan KNEEN	a	11:14:22.878	2:58.640	7	Dan KNEEN	a	11:17:21.751	2:58.873
6	William DUNLOP	a	11:11:25.643	3:01.716	77	Ryan FARQUHAR	a	11:14:26.112	2:59.802	77	Ryan FARQUHAR	a	11:17:23.621	2:57.509
77	Ryan FARQUHAR	a	11:11:26.310	3:02.383	6	William DUNLOP	a	11:14:26.366	3:00.723	6	William DUNLOP	a	11:17:27.271	3:00.905
4	M MITCHELL THOMAS	a	11:11:27.943	3:04.016	4	M MITCHELL THOMAS	a	11:14:30.297	3:02.354	4	M MITCHELL THOMAS	a	11:17:34.031	3:03.734
86	Derek McGEE	a	11:11:31.496	3:07.569	86	Derek McGEE	a	11:14:35.374	3:03.878	86	Derek McGEE	a	11:17:38.352	3:02.978
65	Michael SWEENEY	a	11:11:32.026	3:08.099	65	Michael SWEENEY	a	11:14:36.676	3:04.650	65	Michael SWEENEY	a	11:17:39.165	3:02.489
97	Seamus ELLIOTT	a	11:11:33.078	3:09.151	97	Seamus ELLIOTT	a	11:14:40.141	3:07.063	97	Seamus ELLIOTT	a	11:17:48.160	3:08.019
143	Joe NEWBOULD	a	11:11:33.464	3:09.537	143	Joe NEWBOULD	a	11:14:40.346	3:06.882	143	Joe NEWBOULD	a	11:17:48.755	3:08.409
43	Colin STEPHENSON	a	11:11:35.103	3:11.176	43	Colin STEPHENSON	a	11:14:43.166	3:08.063	43	Colin STEPHENSON	a	11:17:51.093	3:07.927
64	Stephen MCKNIGHT	a	11:11:35.585	3:11.658	64	Stephen MCKNIGHT	a	11:14:43.584	3:07.999	64	Stephen MCKNIGHT	a	11:17:51.876	3:08.292
22	Paul JORDAN	a	11:11:36.024	3:12.097	22	Paul JORDAN	a	11:14:43.868	3:07.844	75	Kevin FITZPATRICK	a	11:18:00.938	3:11.816
53	Rob BARBER	a	11:11:37.679	3:13.752	75	Kevin FITZPATRICK	a	11:14:49.122	3:10.471	53	Rob BARBER	a	11:18:04.575	3:14.449
75	Kevin FITZPATRICK	a	11:11:38.651	3:14.724	53	Rob BARBER	a	11:14:50.126	3:12.447	172	Gareth KEYS	b	11:18:09.482	3:13.437
172	Gareth KEYS	b	11:11:40.886	3:16.959	172	Gareth KEYS	b	11:14:56.045	3:15.159	71	Davy MORGAN	b	11:18:09.842	3:12.422
20	David LUMSDEN	b	11:11:41.462	3:17.535	20	David LUMSDEN	b	11:14:57.159	3:15.697	20	David LUMSDEN	b	11:18:11.491	3:14.332
93	Paul CRANSTON	a	11:11:42.307	3:18.380	71	Davy MORGAN	b	11:14:57.420	3:12.188	115	Damian HORAN	b	11:18:12.070	3:13.915
29	Richard McLOUGHLIN	c	11:11:42.320	3:18.393	115	Damian HORAN	b	11:14:58.155	3:13.982	29	Richard McLOUGHLIN	c	11:18:12.836	3:14.511
78	Dean CAMPBELL	a	11:11:43.842	3:19.915	29	Richard McLOUGHLIN	c	11:14:58.325	3:16.005	93	Paul CRANSTON	a	11:18:14.682	3:16.008
115	Damian HORAN	b	11:11:44.173	3:20.246	93	Paul CRANSTON	a	11:14:58.674	3:16.367	26	Dennis BOOTH	b	11:18:17.009	3:16.482
25	Matthew REES	c	11:11:44.893	3:20.966	26	Dennis BOOTH	b	11:15:00.527	3:15.595	23	Michal DOKOUPIL	b	11:18:20.489	3:14.072
26	Dennis BOOTH	b	11:11:44.932	3:21.005	78	Dean CAMPBELL	a	11:15:02.608	3:18.766	78	Dean CAMPBELL	a	11:18:20.500	3:17.892
71	Davy MORGAN	b	11:11:45.232	3:21.305	25	Matthew REES	c	11:15:05.373	3:20.480	21	Alan CONNOR	b	11:18:25.391	3:19.177
311	Allan BRODIE	c	11:11:45.994	3:22.067	21	Alan CONNOR	b	11:15:06.214	3:17.776	25	Matthew REES	c	11:18:25.756	3:20.383
138	Steven PROCTER	c	11:11:47.647	3:23.720	23	Michal DOKOUPIL	b	11:15:06.417	3:16.364	138	Steven PROCTER	c	11:18:26.471	3:18.354
21	Alan CONNOR	b	11:11:48.438	3:24.511	311	Allan BRODIE	c	11:15:07.887	3:21.893	311	Allan BRODIE	c	11:18:27.904	3:20.017
23	Michal DOKOUPIL	b	11:11:50.053	3:26.126	138	Steven PROCTER	c	11:15:08.117	3:20.470	76	John HORGAN	b	11:18:28.764	3:17.785
76	John HORGAN	b	11:11:51.512	3:27.585	76	John HORGAN	b	11:15:10.979	3:19.467	74	Tommy HENRY	b	11:18:34.244	3:20.947
187	Paul SWORDS	c	11:11:51.998	3:28.071	74	Tommy HENRY	b	11:15:13.297	3:20.949	38	Paul WILLIAMS	b	11:18:35.296	3:20.190
74	Tommy HENRY	b	11:11:52.348	3:28.421	38	Paul WILLIAMS	b	11:15:15.106	3:21.631	129	Martin LOWE	b	11:18:35.584	3:20.131
129	Martin LOWE	b	11:11:52.859	3:28.932	129	Martin LOWE	b	11:15:15.453	3:22.594	8	Anthony McCOLGAN	b	11:18:36.034	3:19.504
38	Paul WILLIAMS	b	11:11:53.475	3:29.548	171	Brian COOMEY	b	11:15:16.325	3:21.842	171	Brian COOMEY	b	11:18:37.595	3:21.270
171	Brian COOMEY	b	11:11:54.483	3:30.556	8	Anthony McCOLGAN	b	11:15:16.530	3:21.453	92	Noel CARROLL	b	11:18:38.715	3:20.895
164	Stephen TOBIN	b	11:11:54.747	3:30.820	187	Paul SWORDS	c	11:15:17.640	3:25.642	187	Paul SWORDS	c	11:18:40.842	3:23.202
8	Anthony McCOLGAN	b	11:11:55.077	3:31.150	92	Noel CARROLL	b	11:15:17.820	3:21.175	24	Graham KENNEDY	c	11:18:44.613	3:23.150
14	Rodney LITTLE	c	11:11:55.256	3:31.329	80	Phill ARCHER	b	11:15:20.033	3:24.012	80	Phill ARCHER	b	11:18:45.374	3:25.341
24	Graham KENNEDY	c	11:11:55.812	3:31.885	24	Graham KENNEDY	c	11:15:21.463	3:25.651	14	Rodney LITTLE	c	11:18:51.701	3:27.778
80	Phill ARCHER	b	11:11:56.021	3:32.094	14	Rodney LITTLE	c	11:15:23.923	3:28.667	31	Shaun ANDERSON	c	11:18:52.649	3:26.422
92	Noel CARROLL	b	11:11:56.645	3:32.718	31	Shaun ANDERSON	c	11:15:26.227	3:26.211	54	Sam JOHNSON	c	11:19:10.620	3:33.891
54	Sam JOHNSON	c	11:11:59.531	3:35.604	54	Sam JOHNSON	c	11:15:36.729	3:37.198	176	James CHRISTIE	c	11:19:11.110	3:33.965
31	Shaun ANDERSON	c	11:12:00.016	3:36.089	176	James CHRISTIE	c	11:15:37.145	3:36.818	132	Shaun WYNNE	c	11:19:21.689	3:40.968
176	James CHRISTIE	c	11:12:00.327	3:36.400	132	Shaun WYNNE	c	11:15:40.721	3:38.347					
132	Shaun WYNNE	c	11:12:02.374	3:38.447										
221	Dario CECCONI	c	11:12:03.501	3:39.574										

AROUND A POUND TANDRAGEE 100

SUPERBIKE

Race 1 - McCrum's Motorcycles Open non-championship AMEND'T

LAP CHART

**4**

No	Name	Gp	Time of Day	Lap Time
7	Dan KNEEN	a	11:20:19.072	2:57.321
82	Derek SHEILS	a	11:20:20.879	2:59.873
77	Ryan FARQUHAR	a	11:20:21.404	2:57.783
6	William DUNLOP	a	11:20:29.364	3:02.093
4	M MITCHELL THOMAS	a	11:20:40.137	3:06.106
86	Derek McGEE	a	11:20:41.334	3:02.982
65	Michael SWEENEY	a	11:20:41.788	3:02.623
97	Seamus ELLIOTT	a	11:20:55.350	3:07.190
143	Joe NEWBOULD	a	11:20:56.250	3:07.495
43	Colin STEPHENSON	a	11:20:58.916	3:07.823
64	Stephen MCKNIGHT	a	11:21:00.015	3:08.139
75	Kevin FITZPATRICK	a	11:21:13.404	3:12.466
71	Davy MORGAN	b	11:21:19.224	3:09.382
53	Rob BARBER	a	11:21:19.320	3:14.745
172	Gareth KEYS	b	11:21:20.078	3:10.596
20	David LUMSDEN	b	11:21:23.871	3:12.380
115	Damian HORAN	b	11:21:25.487	3:13.417
29	Richard McLOUGHLIN	c	11:21:29.996	3:17.160
93	Paul CRANSTON	a	11:21:30.297	3:15.615
26	Dennis BOOTH	b	11:21:33.879	3:16.870
23	Michal DOKOUPIL	b	11:21:34.374	3:13.885
78	Dean CAMPBELL	a	11:21:39.052	3:18.552
21	Alan CONNOR	b	11:21:42.565	3:17.174
76	John HORGAN	b	11:21:44.230	3:15.466
25	Matthew REES	c	11:21:47.824	3:22.068
138	Steven PROCTER	c	11:21:48.082	3:21.611
311	Allan BRODIE	c	11:21:48.136	3:20.232
129	Martin LOWE	b	11:21:54.682	3:19.098
74	Tommy HENRY	b	11:21:55.690	3:21.446
8	Anthony McCOLGAN	b	11:21:56.673	3:20.639
38	Paul WILLIAMS	b	11:21:57.065	3:21.769
92	Noel CARROLL	b	11:21:57.527	3:18.812
171	Brian COOMEY	b	11:21:58.362	3:20.767
187	Paul SWORDS	c	11:22:03.279	3:22.437
80	Phill ARCHER	b	11:22:09.720	3:24.346
31	Shaun ANDERSON	c	11:22:18.190	3:25.541
14	Rodney LITTLE	c	11:22:20.072	3:28.371
54	Sam JOHNSON	c	11:22:44.461	3:33.841
176	James CHRISTIE	c	11:22:45.090	3:33.980
132	Shaun WYNNE	c	11:23:04.531	3:42.842

5

No	Name	Gp	Time of Day	Lap Time
7	Dan KNEEN	a	11:23:16.849	2:57.777
82	Derek SHEILS	a	11:23:21.731	3:00.852
77	Ryan FARQUHAR	a	11:23:21.935	3:00.531
6	William DUNLOP	a	11:23:34.467	3:05.103
4	M MITCHELL THOMAS	a	11:23:44.101	3:03.964
65	Michael SWEENEY	a	11:23:44.431	3:02.643
86	Derek McGEE	a	11:23:45.498	3:04.164
97	Seamus ELLIOTT	a	11:24:03.164	3:07.814
143	Joe NEWBOULD	a	11:24:03.332	3:07.082
43	Colin STEPHENSON	a	11:24:07.730	3:08.814
64	Stephen MCKNIGHT	a	11:24:08.448	3:08.433
75	Kevin FITZPATRICK	a	11:24:24.545	3:11.141
172	Gareth KEYS	b	11:24:33.048	3:12.970
53	Rob BARBER	a	11:24:34.168	3:14.848
115	Damian HORAN	b	11:24:43.596	3:18.109
29	Richard McLOUGHLIN	c	11:24:44.085	3:14.089
93	Paul CRANSTON	a	11:24:44.606	3:14.309
23	Michal DOKOUPIL	b	11:24:47.586	3:13.212
26	Dennis BOOTH	b	11:24:49.272	3:15.393
76	John HORGAN	b	11:25:01.268	3:17.038
21	Alan CONNOR	b	11:25:02.523	3:19.958
138	Steven PROCTER	c	11:25:07.374	3:19.292
311	Allan BRODIE	c	11:25:08.139	3:20.003
25	Matthew REES	c	11:25:08.541	3:20.717
78	Dean CAMPBELL	a	11:25:08.877	3:29.825
129	Martin LOWE	b	11:25:11.532	3:16.850
74	Tommy HENRY	b	11:25:15.828	3:20.138
8	Anthony McCOLGAN	b	11:25:15.925	3:19.252
38	Paul WILLIAMS	b	11:25:17.072	3:20.007
92	Noel CARROLL	b	11:25:17.750	3:20.223
171	Brian COOMEY	b	11:25:18.600	3:20.238
187	Paul SWORDS	c	11:25:25.293	3:22.014
80	Phill ARCHER	b	11:25:32.353	3:22.633
31	Shaun ANDERSON	c	11:25:44.449	3:26.259
14	Rodney LITTLE	c	11:25:45.575	3:25.503

AROUND A POUND TANDRAGEE 100

SUPERBIKE

Race 9 - Around a Pound Tandragee 100

Saturday, 23 April 2016



-----Best Lap-----
Pos Class No Name Machine / Sponsor Gp Lap Total Time Behind Speed Time Speed On

Race Classification


Pos	Class	No	Name	Machine / Sponsor	Gp	Lap	Total Time	Behind	Speed	Time	Speed	On
1	SBKR	7	Dan KNEEN	Yamaha - Mar-Train Racing	a	5	14:44.537		108.308	2:56.654	108.899	2
2	SBKR	82	Derek SHEILS	Suzuki - Cookstown BE Racing	a	5	14:50.809	6.272	107.545	2:57.608	108.314	2
3	SBKR	4	M MITCHELL THOMAS	Suzuki - Cookstown BE Racing	a	5	14:57.420	12.883	106.753	2:58.175	107.970	5
4	SBKR	86	Derek McGEE	BMW - NW Racing	a	5	15:03.830	19.293	105.996	2:59.285	107.301	3
5	SBKR	6	William DUNLOP	Kawasaki - MSS Colchester Kawasaki CD-	a	5	15:07.697	23.160	105.544	2:59.064	107.434	3
6	SBKR	77	Ryan FARQUHAR	BMW - IEG	a	5	15:08.242	23.705	105.481	2:59.907	106.930	5
7	SBKR	65	Michael SWEENEY	Kawasaki - MJR Racing	a	5	15:18.046	33.509	104.355	3:02.905	105.178	2
8	SBKR	22	Paul JORDAN	Honda 600 - B&W / Site Sealants	a	5	15:33.371	48.834	102.641	3:05.011	101.898	1
9	SBKR	71	Davy MORGAN	Kawasaki - Magic Bullet	a	5	15:39.708	55.171	101.949	3:06.072	103.387	5
10	SBKR	97	Seamus ELLIOTT	Kawasaki	a	5	15:39.887	55.350	101.930	3:06.780	102.996	4
11	SBKR	43	Colin STEPHENSON	Yamaha 600 - VRS Racing	a	5	15:45.196	1:00.659	101.357	3:08.173	102.233	4
12	SBKR	64	Stephen McKNIGHT	Honda	b	5	15:53.623	1:09.086	100.461	3:10.280	101.101	5
13	SBKR	93	Paul CRANSTON	Suzuki - P & J Fuel Haulage	a	5	16:02.024	1:17.487	99.584	3:10.839	100.805	2
14	SBKR	172	Gareth KEYS	Kawasaki - Keys / Irwin	b	5	16:02.408	1:17.871	99.544	3:11.092	100.671	5
15	SBKR	75	Kevin FITZPATRICK	Kawasaki - Team Mongey Racing	b	5	16:02.620	1:18.083	99.522	3:11.575	100.418	5
16	SBKR	78	Dean CAMPBELL	Kawasaki 600	b	5	16:10.436	1:25.899	98.721	3:12.186	100.098	5
17	SBKR	53	Rob BARBER	Yamaha - PRB Racing	b	5	16:10.563	1:26.026	98.708	3:12.761	99.800	4
18	SBKR	9	Wayne KIRWAN	Kawasaki 600	b	5	16:15.218	1:30.681	98.237	3:11.010	100.715	5
19	SBKR	28	Paul GARTLAND	Kawasaki - North West Gas / Rod Lee	b	5	16:16.864	1:32.327	98.071	3:13.683	99.325	4
20	SBKR	115	Damian HORAN	Suzuki 750 - David Nelson	b	5	16:17.133	1:32.596	98.044	3:13.883	99.222	3
21	SBKR	129	Martin LOWE	Kawasaki	b	5	16:25.613	1:41.076	97.201	3:15.378	98.463	2
22	SBKR	68	Gareth EVANS	Suzuki 600 - Joe Evans Garage	b	5	16:25.798	1:41.261	97.182	3:15.303	98.501	2
23	SBKR	138	Steven PROCTER	Yamaha 600	c	5	16:26.024	1:41.487	97.160	3:14.494	98.911	5
24	SBKR	21	Alan CONNOR	Suzuki - Connor Racing	b	5	16:26.408	1:41.871	97.122	3:15.420	98.442	2
25	SBKR	38	Paul WILLIAMS	BMW	c	5	16:26.638	1:42.101	97.100	3:14.677	98.818	5
26	SBKR	92	Noel CARROLL	Suzuki	c	5	16:34.646	1:50.109	96.318	3:17.654	97.329	4
27	SBKR	11	Callum LAIDLAW	Kawasaki 600 - Dunlop Racing	c	5	16:37.145	1:52.608	96.077	3:17.327	97.490	4
28	SBKR	25	Matthew REES	Kawasaki	c	5	16:45.298	2:00.761	95.297	3:18.335	96.995	2
29	SBKR	20	David LUMSDEN	Yamaha 600 - Koru 4U	b	5	16:50.539	2:06.002	94.803	3:14.558	98.878	3
30	SBKR	164	Stephen TOBIN	Yamaha 600	c	5	16:59.083	2:14.546	94.008	3:22.285	95.101	5
31	SBKR	14	Rodney LITTLE	Yamaha 600	c	5	17:21.244	2:36.707	92.008	3:25.875	93.443	2

Fastest Lap

SBKR 7 Dan KNEEN Yamaha - Mar-Train Racing 2:56.654 108.899 2

Provisional result to be confirmed by the Stewards of the Meeting subject to completion of technical inspections & the time limit for protests

Page 1 / 1

Circuit	Tandragee	Signed		Organising Club	North Armagh MC&CC
Length(miles)	5.3438	Lap 1 (5.2368)	Chief Timekeeper	Race Started	17:28
Weather	Bright	Issued At:	17:50	Gp Time Diff - b 26.89 / c 53.64	
Track	Dry				



AROUND A POUND TANDRAGEE 100

SUPERBIKE

Race 9 - Around a Pound Tandragee 100

Saturday, 23 April 2016

DETAILED RESULT



Race Classification

1 7 Dan KNEEN

Total Time **14:44.537** Avg Speed **108.308** Behind
Best Time **2:56.654** Best Speed **108.899** On **2** Gp **a**

Lap	Elapsed Time	Lap Time	Lap Speed
1	2:56.958	2:56.958	106.535
2	5:53.612	2:56.654	108.899
3	8:50.685	2:57.073	108.642
4	11:47.621	2:56.936	108.726
5	14:44.537	2:56.916	108.738

2 82 Derek SHEILS

Total Time **14:50.809** Avg Speed **107.545** Behind **6.272**
Best Time **2:57.608** Best Speed **108.314** On **2** Gp **a**

Lap	Elapsed Time	Lap Time	Lap Speed
1	2:58.549	2:58.549	105.586
2	5:56.157	2:57.608	108.314
3	8:54.170	2:58.013	108.068
4	11:52.593	2:58.423	107.820
5	14:50.809	2:58.216	107.945

3 4 M MITCHELL THOMAS

Total Time **14:57.420** Avg Speed **106.753** Behind **12.883**
Best Time **2:58.175** Best Speed **107.970** On **5** Gp **a**

Lap	Elapsed Time	Lap Time	Lap Speed
1	3:00.681	3:00.681	104.340
2	5:59.379	2:58.698	107.654
3	8:59.500	3:00.121	106.803
4	11:59.245	2:59.745	107.027
5	14:57.420	2:58.175	107.970

4 86 Derek McGEE

Total Time **15:03.830** Avg Speed **105.996** Behind **19.293**
Best Time **2:59.285** Best Speed **107.301** On **3** Gp **a**

Lap	Elapsed Time	Lap Time	Lap Speed
1	3:01.977	3:01.977	103.597
2	6:02.783	3:00.806	106.399
3	9:02.068	2:59.285	107.301
4	12:01.690	2:59.622	107.100
5	15:03.830	3:02.140	105.619

Race Classification

5 6 William DUNLOP

Total Time **15:07.697** Avg Speed **105.544** Behind **23.160**
Best Time **2:59.064** Best Speed **107.434** On **3** Gp **a**

Lap	Elapsed Time	Lap Time	Lap Speed
1	3:02.452	3:02.452	103.327
2	6:02.514	3:00.062	106.838
3	9:01.578	2:59.064	107.434
4	12:07.745	3:06.167	103.335
5	15:07.697	2:59.952	106.904

6 77 Ryan FARQUHAR

Total Time **15:08.242** Avg Speed **105.481** Behind **23.705**
Best Time **2:59.907** Best Speed **106.930** On **5** Gp **a**

Lap	Elapsed Time	Lap Time	Lap Speed
1	3:01.486	3:01.486	103.877
2	6:02.305	3:00.819	106.391
3	9:05.654	3:03.349	104.923
4	12:08.335	3:02.681	105.307
5	15:08.242	2:59.907	106.930

7 65 Michael SWEENEY

Total Time **15:18.046** Avg Speed **104.355** Behind **33.509**
Best Time **3:02.905** Best Speed **105.178** On **2** Gp **a**

Lap	Elapsed Time	Lap Time	Lap Speed
1	3:03.813	3:03.813	102.562
2	6:06.718	3:02.905	105.178
3	9:09.812	3:03.094	105.069
4	12:12.867	3:03.055	105.091
5	15:18.046	3:05.179	103.886

8 22 Paul JORDAN

Total Time **15:33.371** Avg Speed **102.641** Behind **48.834**
Best Time **3:05.011** Best Speed **101.898** On **1** Gp **a**

Lap	Elapsed Time	Lap Time	Lap Speed
1	3:05.011	3:05.011	101.898
2	6:10.508	3:05.497	103.708
3	9:17.704	3:07.196	102.767
4	12:26.017	3:08.313	102.157
5	15:33.371	3:07.354	102.680

AROUND A POUND TANDRAGEE 100

SUPERBIKE

Race 9 - Around a Pound Tandragee 100

Saturday, 23 April 2016

DETAILED RESULT



Race Classification

9 71 Davy MORGAN

Total Time **15:39.708** Avg Speed **101.949** Behind **55.171**
Best Time **3:06.072** Best Speed **103.387** On **5** Gp **a**

Lap	Elapsed Time	Lap Time	Lap Speed
1	3:10.048	3:10.048	99.198
2	6:18.070	3:08.022	102.315
3	9:27.267	3:09.197	101.680
4	12:33.636	3:06.369	103.223
5	15:39.708	3:06.072	103.387

Race Classification

13 93 Paul CRANSTON

Total Time **16:02.024** Avg Speed **99.584** Behind **1:17.487**
Best Time **3:10.839** Best Speed **100.805** On **2** Gp **a**

Lap	Elapsed Time	Lap Time	Lap Speed
1	3:13.787	3:13.787	97.284
2	6:24.626	3:10.839	100.805
3	9:37.169	3:12.543	99.913
4	12:49.670	3:12.501	99.935
5	16:02.024	3:12.354	100.011

10 97 Seamus ELLIOTT

Total Time **15:39.887** Avg Speed **101.930** Behind **55.350**
Best Time **3:06.780** Best Speed **102.996** On **4** Gp **a**

Lap	Elapsed Time	Lap Time	Lap Speed
1	3:09.318	3:09.318	99.580
2	6:17.713	3:08.395	102.113
3	9:24.900	3:07.187	102.772
4	12:31.680	3:06.780	102.996
5	15:39.887	3:08.207	102.215

14 172 Gareth KEYS

Total Time **16:02.408** Avg Speed **99.544** Behind **1:17.871**
Best Time **3:11.092** Best Speed **100.671** On **5** Gp **b**

Lap	Elapsed Time	Lap Time	Lap Speed
1	3:14.520	3:14.520	96.917
2	6:27.459	3:12.939	99.708
3	9:39.291	3:11.832	100.283
4	12:51.316	3:12.025	100.182
5	16:02.408	3:11.092	100.671

11 43 Colin STEPHENSON

Total Time **15:45.196** Avg Speed **101.357** Behind **1:00.659**
Best Time **3:08.173** Best Speed **102.233** On **4** Gp **a**

Lap	Elapsed Time	Lap Time	Lap Speed
1	3:08.816	3:08.816	99.845
2	6:17.115	3:08.299	102.165
3	9:26.856	3:09.741	101.388
4	12:35.029	3:08.173	102.233
5	15:45.196	3:10.167	101.161

15 75 Kevin FITZPATRICK

Total Time **16:02.620** Avg Speed **99.522** Behind **1:18.083**
Best Time **3:11.575** Best Speed **100.418** On **5** Gp **b**

Lap	Elapsed Time	Lap Time	Lap Speed
1	3:13.918	3:13.918	97.218
2	6:26.637	3:12.719	99.822
3	9:38.910	3:12.273	100.053
4	12:51.045	3:12.135	100.125
5	16:02.620	3:11.575	100.418

12 64 Stephen McKNIGHT

Total Time **15:53.623** Avg Speed **100.461** Behind **1:09.086**
Best Time **3:10.280** Best Speed **101.101** On **5** Gp **b**

Lap	Elapsed Time	Lap Time	Lap Speed
1	3:12.184	3:12.184	98.095
2	6:22.481	3:10.297	101.092
3	9:32.851	3:10.370	101.053
4	12:43.343	3:10.492	100.988
5	15:53.623	3:10.280	101.101

16 78 Dean CAMPBELL

Total Time **16:10.436** Avg Speed **98.721** Behind **1:25.899**
Best Time **3:12.186** Best Speed **100.098** On **5** Gp **b**

Lap	Elapsed Time	Lap Time	Lap Speed
1	3:17.093	3:17.093	95.652
2	6:30.576	3:13.483	99.427
3	9:44.275	3:13.699	99.316
4	12:58.250	3:13.975	99.175
5	16:10.436	3:12.186	100.098

AROUND A POUND TANDRAGEE 100

SUPERBIKE

Race 9 - Around a Pound Tandragee 100

Saturday, 23 April 2016

DETAILED RESULT



Race Classification

17 53 Rob BARBER

Total Time **16:10.563** Avg Speed **98.708** Behind **1:26.026**

Best Time **3:12.761** Best Speed **99.800** On **4** Gp **b**

Lap	Elapsed Time	Lap Time	Lap Speed
1	3:16.093	3:16.093	96.140
2	6:30.173	3:14.080	99.121
3	9:43.623	3:13.450	99.444
4	12:56.384	3:12.761	99.800
5	16:10.563	3:14.179	99.071

18 9 Wayne KIRWAN

Total Time **16:15.218** Avg Speed **98.237** Behind **1:30.681**

Best Time **3:11.010** Best Speed **100.715** On **5** Gp **b**

Lap	Elapsed Time	Lap Time	Lap Speed
1	3:13.073	3:13.073	97.643
2	6:37.414	3:24.341	94.144
3	9:51.289	3:13.875	99.226
4	13:04.208	3:12.919	99.718
5	16:15.218	3:11.010	100.715

19 28 Paul GARTLAND

Total Time **16:16.864** Avg Speed **98.071** Behind **1:32.327**

Best Time **3:13.683** Best Speed **99.325** On **4** Gp **b**

Lap	Elapsed Time	Lap Time	Lap Speed
1	3:18.111	3:18.111	95.160
2	6:33.156	3:15.045	98.631
3	9:48.176	3:15.020	98.644
4	13:01.859	3:13.683	99.325
5	16:16.864	3:15.005	98.651

20 115 Damian HORAN

Total Time **16:17.133** Avg Speed **98.044** Behind **1:32.596**

Best Time **3:13.883** Best Speed **99.222** On **3** Gp **b**

Lap	Elapsed Time	Lap Time	Lap Speed
1	3:19.719	3:19.719	94.394
2	6:34.682	3:14.963	98.673
3	9:48.565	3:13.883	99.222
4	13:02.713	3:14.148	99.087
5	16:17.133	3:14.420	98.948

Race Classification

21 129 Martin LOWE

Total Time **16:25.613** Avg Speed **97.201** Behind **1:41.076**

Best Time **3:15.378** Best Speed **98.463** On **2** Gp **b**

Lap	Elapsed Time	Lap Time	Lap Speed
1	3:19.012	3:19.012	94.729
2	6:34.390	3:15.378	98.463
3	9:50.822	3:16.432	97.935
4	13:08.201	3:17.379	97.465
5	16:25.613	3:17.412	97.448

22 68 Gareth EVANS

Total Time **16:25.798** Avg Speed **97.182** Behind **1:41.261**

Best Time **3:15.303** Best Speed **98.501** On **2** Gp **b**

Lap	Elapsed Time	Lap Time	Lap Speed
1	3:20.069	3:20.069	94.229
2	6:35.372	3:15.303	98.501
3	9:51.739	3:16.367	97.967
4	13:08.896	3:17.157	97.575
5	16:25.798	3:16.902	97.701

23 138 Steven PROCTER

Total Time **16:26.024** Avg Speed **97.160** Behind **1:41.487**

Best Time **3:14.494** Best Speed **98.911** On **5** Gp **c**

Lap	Elapsed Time	Lap Time	Lap Speed
1	3:19.822	3:19.822	94.345
2	6:37.749	3:17.927	97.195
3	9:55.551	3:17.802	97.256
4	13:11.530	3:15.979	98.161
5	16:26.024	3:14.494	98.911

24 21 Alan CONNOR

Total Time **16:26.408** Avg Speed **97.122** Behind **1:41.871**

Best Time **3:15.420** Best Speed **98.442** On **2** Gp **b**

Lap	Elapsed Time	Lap Time	Lap Speed
1	3:20.512	3:20.512	94.021
2	6:35.932	3:15.420	98.442
3	9:52.486	3:16.554	97.874
4	13:09.259	3:16.773	97.765
5	16:26.408	3:17.149	97.578

AROUND A POUND TANDRAGEE 100

SUPERBIKE

Race 9 - Around a Pound Tandragee 100

Saturday, 23 April 2016

DETAILED RESULT



Race Classification

25 38 Paul WILLIAMS

Total Time **16:26.638** Avg Speed **97.100** Behind **1:42.101**
Best Time **3:14.677** Best Speed **98.818** On **5** Gp **c**

Lap	Elapsed Time	Lap Time	Lap Speed
1	3:19.181	3:19.181	94.649
2	6:37.210	3:18.029	97.145
3	9:54.816	3:17.606	97.353
4	13:11.961	3:17.145	97.580
5	16:26.638	3:14.677	98.818

26 92 Noel CARROLL

Total Time **16:34.646** Avg Speed **96.318** Behind **1:50.109**
Best Time **3:17.654** Best Speed **97.329** On **4** Gp **c**

Lap	Elapsed Time	Lap Time	Lap Speed
1	3:20.659	3:20.659	93.952
2	6:38.335	3:17.676	97.318
3	9:56.344	3:18.009	97.155
4	13:13.998	3:17.654	97.329
5	16:34.646	3:20.648	95.877

27 11 Callum LAIDLAW

Total Time **16:37.145** Avg Speed **96.077** Behind **1:52.608**
Best Time **3:17.327** Best Speed **97.490** On **4** Gp **c**

Lap	Elapsed Time	Lap Time	Lap Speed
1	3:17.588	3:17.588	95.412
2	6:36.465	3:18.877	96.731
3	9:55.324	3:18.859	96.739
4	13:12.651	3:17.327	97.490
5	16:37.145	3:24.494	94.074

28 25 Matthew REES

Total Time **16:45.298** Avg Speed **95.297** Behind **2:00.761**
Best Time **3:18.335** Best Speed **96.995** On **2** Gp **c**

Lap	Elapsed Time	Lap Time	Lap Speed
1	3:18.583	3:18.583	94.934
2	6:36.918	3:18.335	96.995
3	9:58.853	3:21.935	95.266
4	13:20.344	3:21.491	95.476
5	16:45.298	3:24.954	93.863

Race Classification

29 20 David LUMSDEN

Total Time **16:50.539** Avg Speed **94.803** Behind **2:06.002**
Best Time **3:14.558** Best Speed **98.878** On **3** Gp **b**

Lap	Elapsed Time	Lap Time	Lap Speed
1	3:22.169	3:22.169	93.250
2	6:36.826	3:14.657	98.828
3	9:51.384	3:14.558	98.878
4	13:29.355	3:37.971	88.257
5	16:50.539	3:21.184	95.621

30 164 Stephen TOBIN

Total Time **16:59.083** Avg Speed **94.008** Behind **2:14.546**
Best Time **3:22.285** Best Speed **95.101** On **5** Gp **c**

Lap	Elapsed Time	Lap Time	Lap Speed
1	3:24.316	3:24.316	92.270
2	6:48.816	3:24.500	94.071
3	10:12.781	3:23.965	94.318
4	13:36.798	3:24.017	94.294
5	16:59.083	3:22.285	95.101

31 14 Rodney LITTLE

Total Time **17:21.244** Avg Speed **92.008** Behind **2:36.707**
Best Time **3:25.875** Best Speed **93.443** On **2** Gp **c**

Lap	Elapsed Time	Lap Time	Lap Speed
1	3:26.341	3:26.341	91.365
2	6:52.216	3:25.875	93.443
3	10:20.517	3:28.301	92.354
4	13:49.132	3:28.615	92.215
5	17:21.244	3:32.112	90.695

AROUND A POUND TANDRAGEE 100

SUPERBIKE

Race 9 - Around a Pound Tandragee 100

LAP CHART



1					2					3				
No	Name	Gp	Time of Day	Lap Time	No	Name	Gp	Time of Day	Lap Time	No	Name	Gp	Time of Day	Lap Time
7	Dan KNEEN	a	17:31:18.725	2:56.958	7	Dan KNEEN	a	17:34:15.379	2:56.654	7	Dan KNEEN	a	17:37:12.452	2:57.073
82	Derek SHEILS	a	17:31:20.316	2:58.549	82	Derek SHEILS	a	17:34:17.924	2:57.608	82	Derek SHEILS	a	17:37:15.937	2:58.013
4	M MITCHELL THOMAS	a	17:31:22.448	3:00.681	4	M MITCHELL THOMAS	a	17:34:21.146	2:58.698	4	M MITCHELL THOMAS	a	17:37:21.267	3:00.121
77	Ryan FARQUHAR	a	17:31:23.253	3:01.486	77	Ryan FARQUHAR	a	17:34:24.072	3:00.819	6	William DUNLOP	a	17:37:23.345	2:59.064
86	Derek McGEE	a	17:31:23.744	3:01.977	6	William DUNLOP	a	17:34:24.281	3:00.062	86	Derek McGEE	a	17:37:23.835	2:59.285
6	William DUNLOP	a	17:31:24.219	3:02.452	86	Derek McGEE	a	17:34:24.550	3:00.806	77	Ryan FARQUHAR	a	17:37:27.421	3:03.349
65	Michael SWEENEY	a	17:31:25.580	3:03.813	65	Michael SWEENEY	a	17:34:28.485	3:02.905	65	Michael SWEENEY	a	17:37:31.579	3:03.094
22	Paul JORDAN	a	17:31:26.778	3:05.011	22	Paul JORDAN	a	17:34:32.275	3:05.497	22	Paul JORDAN	a	17:37:39.471	3:07.196
43	Colin STEPHENSON	a	17:31:30.583	3:08.816	43	Colin STEPHENSON	a	17:34:38.882	3:08.299	97	Seamus ELLIOTT	a	17:37:46.667	3:07.187
97	Seamus ELLIOTT	a	17:31:31.085	3:09.318	97	Seamus ELLIOTT	a	17:34:39.480	3:08.395	43	Colin STEPHENSON	a	17:37:48.623	3:09.741
71	Davy MORGAN	a	17:31:31.815	3:10.048	71	Davy MORGAN	a	17:34:39.837	3:08.022	71	Davy MORGAN	a	17:37:49.034	3:09.197
64	Stephen McKNIGHT	b	17:31:33.951	3:12.184	64	Stephen McKNIGHT	b	17:34:44.248	3:10.297	64	Stephen McKNIGHT	b	17:37:54.618	3:10.370
9	Wayne KIRWAN	b	17:31:34.840	3:13.073	93	Paul CRANSTON	a	17:34:46.393	3:10.839	93	Paul CRANSTON	a	17:37:58.936	3:12.543
93	Paul CRANSTON	a	17:31:35.554	3:13.787	75	Kevin FITZPATRICK	b	17:34:48.404	3:12.719	75	Kevin FITZPATRICK	b	17:38:00.677	3:12.273
75	Kevin FITZPATRICK	b	17:31:35.685	3:13.918	172	Gareth KEYS	b	17:34:49.226	3:12.939	172	Gareth KEYS	b	17:38:01.058	3:11.832
172	Gareth KEYS	b	17:31:36.287	3:14.520	53	Rob BARBER	b	17:34:51.940	3:14.080	53	Rob BARBER	b	17:38:05.390	3:13.450
53	Rob BARBER	b	17:31:37.860	3:16.093	78	Dean CAMPBELL	b	17:34:52.343	3:13.483	78	Dean CAMPBELL	b	17:38:06.042	3:13.699
78	Dean CAMPBELL	b	17:31:38.860	3:17.093	28	Paul GARTLAND	b	17:34:54.923	3:15.045	28	Paul GARTLAND	b	17:38:09.943	3:15.020
11	Callum LAIDLAW	c	17:31:39.355	3:17.588	129	Martin LOWE	b	17:34:56.157	3:15.378	115	Damian HORAN	b	17:38:10.332	3:13.883
28	Paul GARTLAND	b	17:31:39.878	3:18.111	115	Damian HORAN	b	17:34:56.449	3:14.963	129	Martin LOWE	b	17:38:12.589	3:16.432
25	Matthew REES	c	17:31:40.350	3:18.583	68	Gareth EVANS	b	17:34:57.139	3:15.303	9	Wayne KIRWAN	b	17:38:13.056	3:13.875
129	Martin LOWE	b	17:31:40.779	3:19.012	21	Alan CONNOR	b	17:34:57.699	3:15.420	20	David LUMSDEN	b	17:38:13.151	3:14.558
38	Paul WILLIAMS	c	17:31:40.948	3:19.181	11	Callum LAIDLAW	c	17:34:58.232	3:18.877	68	Gareth EVANS	b	17:38:13.506	3:16.367
115	Damian HORAN	b	17:31:41.486	3:19.719	20	David LUMSDEN	b	17:34:58.593	3:14.657	21	Alan CONNOR	b	17:38:14.253	3:16.554
138	Steven PROCTER	c	17:31:41.589	3:19.822	25	Matthew REES	c	17:34:58.685	3:18.335	38	Paul WILLIAMS	c	17:38:16.583	3:17.606
68	Gareth EVANS	b	17:31:41.836	3:20.069	38	Paul WILLIAMS	c	17:34:58.977	3:18.029	11	Callum LAIDLAW	c	17:38:17.091	3:18.859
21	Alan CONNOR	b	17:31:42.279	3:20.512	9	Wayne KIRWAN	b	17:34:59.181	3:24.341	138	Steven PROCTER	c	17:38:17.318	3:17.802
92	Noel CARROLL	c	17:31:42.426	3:20.659	138	Steven PROCTER	c	17:34:59.516	3:17.927	92	Noel CARROLL	c	17:38:18.111	3:18.009
20	David LUMSDEN	b	17:31:43.936	3:22.169	92	Noel CARROLL	c	17:35:00.102	3:17.676	25	Matthew REES	c	17:38:20.620	3:21.935
164	Stephen TOBIN	c	17:31:46.083	3:24.316	164	Stephen TOBIN	c	17:35:10.583	3:24.500	164	Stephen TOBIN	c	17:38:34.548	3:23.965
14	Rodney LITTLE	c	17:31:48.108	3:26.341	14	Rodney LITTLE	c	17:35:13.983	3:25.875	14	Rodney LITTLE	c	17:38:42.284	3:28.301

AROUND A POUND TANDRAGEE 100

SUPERBIKE

Race 9 - Around a Pound Tandragee 100

LAP CHART

**4**

No	Name	Gp	Time of Day	Lap Time
7	Dan KNEEN	a	17:40:09.388	2:56.936
82	Derek SHEILS	a	17:40:14.360	2:58.423
4	M MITCHELL THOMAS	a	17:40:21.012	2:59.745
86	Derek McGEE	a	17:40:23.457	2:59.622
6	William DUNLOP	a	17:40:29.512	3:06.167
77	Ryan FARQUHAR	a	17:40:30.102	3:02.681
65	Michael SWEENEY	a	17:40:34.634	3:03.055
22	Paul JORDAN	a	17:40:47.784	3:08.313
97	Seamus ELLIOTT	a	17:40:53.447	3:06.780
71	Davy MORGAN	a	17:40:55.403	3:06.369
43	Colin STEPHENSON	a	17:40:56.796	3:08.173
64	Stephen McKNIGHT	b	17:41:05.110	3:10.492
93	Paul CRANSTON	a	17:41:11.437	3:12.501
75	Kevin FITZPATRICK	b	17:41:12.812	3:12.135
172	Gareth KEYS	b	17:41:13.083	3:12.025
53	Rob BARBER	b	17:41:18.151	3:12.761
78	Dean CAMPBELL	b	17:41:20.017	3:13.975
28	Paul GARTLAND	b	17:41:23.626	3:13.683
115	Damian HORAN	b	17:41:24.480	3:14.148
9	Wayne KIRWAN	b	17:41:25.975	3:12.919
129	Martin LOWE	b	17:41:29.968	3:17.379
68	Gareth EVANS	b	17:41:30.663	3:17.157
21	Alan CONNOR	b	17:41:31.026	3:16.773
138	Steven PROCTER	c	17:41:33.297	3:15.979
38	Paul WILLIAMS	c	17:41:33.728	3:17.145
11	Callum LAIDLAW	c	17:41:34.418	3:17.327
92	Noel CARROLL	c	17:41:35.765	3:17.654
25	Matthew REES	c	17:41:42.111	3:21.491
20	David LUMSDEN	b	17:41:51.122	3:37.971
164	Stephen TOBIN	c	17:41:58.565	3:24.017
14	Rodney LITTLE	c	17:42:10.899	3:28.615

5

No	Name	Gp	Time of Day	Lap Time
7	Dan KNEEN	a	17:43:06.304	2:56.916
82	Derek SHEILS	a	17:43:12.576	2:58.216
4	M MITCHELL THOMAS	a	17:43:19.187	2:58.175
86	Derek McGEE	a	17:43:25.597	3:02.140
6	William DUNLOP	a	17:43:29.464	2:59.952
77	Ryan FARQUHAR	a	17:43:30.009	2:59.907
65	Michael SWEENEY	a	17:43:39.813	3:05.179
22	Paul JORDAN	a	17:43:55.138	3:07.354
71	Davy MORGAN	a	17:44:01.475	3:06.072
97	Seamus ELLIOTT	a	17:44:01.654	3:08.207
43	Colin STEPHENSON	a	17:44:06.963	3:10.167
64	Stephen McKNIGHT	b	17:44:15.390	3:10.280
93	Paul CRANSTON	a	17:44:23.791	3:12.354
172	Gareth KEYS	b	17:44:24.175	3:11.092
75	Kevin FITZPATRICK	b	17:44:24.387	3:11.575
78	Dean CAMPBELL	b	17:44:32.203	3:12.186
53	Rob BARBER	b	17:44:32.330	3:14.179
9	Wayne KIRWAN	b	17:44:36.985	3:11.010
28	Paul GARTLAND	b	17:44:38.631	3:15.005
115	Damian HORAN	b	17:44:38.900	3:14.420
129	Martin LOWE	b	17:44:47.380	3:17.412
68	Gareth EVANS	b	17:44:47.565	3:16.902
138	Steven PROCTER	c	17:44:47.791	3:14.494
21	Alan CONNOR	b	17:44:48.175	3:17.149
38	Paul WILLIAMS	c	17:44:48.405	3:14.677
92	Noel CARROLL	c	17:44:56.413	3:20.648
11	Callum LAIDLAW	c	17:44:58.912	3:24.494
25	Matthew REES	c	17:45:07.065	3:24.954
20	David LUMSDEN	b	17:45:12.306	3:21.184
164	Stephen TOBIN	c	17:45:20.850	3:22.285
14	Rodney LITTLE	c	17:45:43.011	3:32.112

ROAD RACE - IRISH SUPERBIKE

2016

Pos	No.	Name	Total	Diff	Gap	#1 #2	
						R1	R1
1	4	M MITCHELL THOMAS	41	0	0	25	16
2	82	Derek SHEILS	40	1	1	20	20
3	7	Dan KNEEN	25	16	15	x	25
4	65	Michael SWEENEY	25	16	0	16	9
5	77	Ryan FARQUHAR	23	18	2	13	10
6	122	Paul JORDAN	19	22	4	11	8
7	143	Colin STEPHENSON	15	26	4	10	5
8	86	Derek McGEE	13	28	2	x	13
9	6	William DUNLOP	11	30	2	x	11
10	93	Paul CRANSTON	11	30	0	8	3
11	109	Neil KERNOHAN	9	32	2	9	x
12	75	Kevin FITZPATRICK	8	33	1	7	1
13	71	Davy MORGAN	7	34	1	x	7
14	97	Seamus ELLIOTT	6	35	1	x	6
15	23	Michal DOKOUPIL	6	35	0	6	x
16	33	Rob BARBER	5	36	1	5	x
17	64	Stephen McKNIGHT	4	37	1	x	4
18	5	Thomas MAXWELL	4	37	0	4	x
19	164	Stephen TOBIN	3	38	1	3	x
20	172	Gareth KEYS	2	39	1	x	2
21	24	Graham KENNEDY	2	39	0	2	x
22	311	Allan BRODIE	1	40	1	1	x

Event Legend

#1 01/04/2016 JFM HAULAGE MID-ANTRIM 150

#2 22/04/2016 AROUND A POUND TANDRAGEE 100

ROAD RACE - ULSTER SUPERBIKE

2016

Pos	No.	Name	Total	Diff	Gap	#1 #2	
						R1	R1
1	4	M MITCHELL THOMAS	41	0	0	25	16
2	82	Derek SHEILS	40	1	1	20	20
3	7	Dan KNEEN	25	16	15	x	25
4	65	Michael SWEENEY	25	16	0	16	9
5	77	Ryan FARQUHAR	23	18	2	13	10
6	122	Paul JORDAN	19	22	4	11	8
7	143	Colin STEPHENSON	15	26	4	10	5
8	86	Derek McGEE	13	28	2	x	13
9	6	William DUNLOP	11	30	2	x	11
10	93	Paul CRANSTON	11	30	0	8	3
11	109	Neil KERNOHAN	9	32	2	9	x
12	75	Kevin FITZPATRICK	8	33	1	7	1
13	71	Davy MORGAN	7	34	1	x	7
14	97	Seamus ELLIOTT	6	35	1	x	6
15	23	Michal DOKOUPIL	6	35	0	6	x
16	33	Rob BARBER	5	36	1	5	x
17	64	Stephen McKNIGHT	4	37	1	x	4
18	5	Thomas MAXWELL	4	37	0	4	x
19	164	Stephen TOBIN	3	38	1	3	x
20	172	Gareth KEYS	2	39	1	x	2
21	24	Graham KENNEDY	2	39	0	2	x
22	311	Allan BRODIE	1	40	1	1	x

Event Legend

#1 01/04/2016 JFM HAULAGE MID-ANTRIM 150

#2 22/04/2016 AROUND A POUND TANDRAGEE 100