

Around A Pound

TANDRAGEE 100

Friday 22nd & Saturday 23rd April 2016

promoted by North Armagh MC & CC

www.tandragee100.co.uk



SENIOR SUPPORT



2&4
WHEEL MOTORSPORT
STEERING GROUP LTD

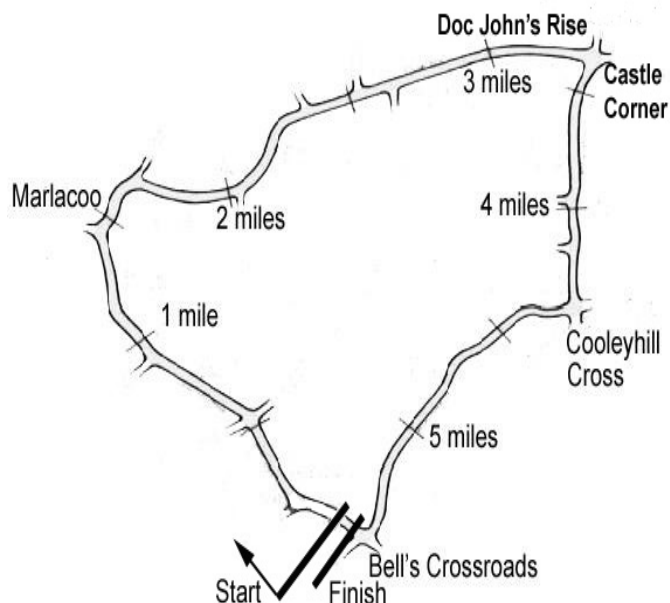


Armagh City
Banbridge
& Craigavon
Borough Council



tourism
northernireland

Tandragee Circuit 5.34375 miles



LAP RECORDS

Class	Rider	Machine	m s	mph	Year
125cc	Robert Dunlop	Honda	3 19.38	96.487	1999
Moto 3	to be established				
Moto 450	Ryan Farquhar	Kawasaki 450	3 21.613	95.418	2014
250cc	Phillip McCallen	Honda	3 10.0	101.25	1991
Supersport 400	Dave Leach	Yamaha	3 20.0	96.19	1995
Supertwin	Adrian Archibald	Kawasaki	3 10.196	101.146	2011
Supersport	Michael Dunlop	Yamaha	2 57.522	108.367	2011
Superbike	Michael Dunlop	Kawasaki	2 56.012	109.297	2011
Senior Support	James Kelly	Honda 600	3 13.835	99.247	2013
Junior Support	Derek Costello	Kawasaki 650	3 20.827	95.791	2014
Classic 1000cc	Stewart Parkhill	BSA 750	3 29.69	91.74	1996
Classic 500cc	Bob Jackson	Norton	3 27.03	92.921	1998
Classic 350cc	Colin Rodgers	Honda	3 38.59	88.007	1999
Classic 250cc	Gary Long	Suzuki	3 42.23	86.566	1997
Forgotten Era	Des Butler		4 02.594	79.299	2015

MOST WINS at TANDRAGEE 100

Joey Dunlop	18	1971-00	(125-3, 200 HC-1, 250-2, 350-3, 500-1, SSP-1, SBK-7)
Ryan Farquhar	17	1996-15	(450-4, STWN-3, SSP-2, SBK-5, SJUN-1, C500-2)
Brian Reid	14	1980-94	(125-1, 250-3, 350-4, 500-1, SSP-3, SBK-2)
Michael Dunlop	11	2006-13	(125-1, 250-2, SSP-3, SBK-4, SJUN-1)
Ray McCullough	10	1971-82	(250-7, 350-2, 500-1)
Phillip McCallen	9	1988-99	(125-1, 250-3, SSP-1, SBK-4)
Sam McClements	8	1981-89	(SBK-5, C500-3)
William Dunlop	8	2008-15	(125-1, 250-4, SSP-2, SBK-1)
Robert Dunlop	7	1985-06	(125-7)

MOST WINS AT ALL IRISH ROAD RACE MEETINGS (after Mid-Antrim 150 2016)

Ryan Farquhar	208	1995-16
Joey Dunlop	156	1971-00
Robert Dunlop	135	1980-08
William Dunlop	112	2005-15
Ray McCullough	109	1960-82
Phillip McCallen	109	1987-99
Michael Dunlop	92	2006-15
Brian Reid	78	1980-94
Darran Lindsay	74	1999-06
James Courtney	66	1992-99

AROUND A POUND TANDRAGEE 100

SENIOR SUPPORT

Qualifying


Friday, 22 April 2016



Pos	Class	No	Name	Machine / Sponsor	----- Best Lap -----			On	Laps
					Time	Behind	Speed		
Qualifying Classification									
1	SSEN	143	Joe NEWBOULD	Kawasaki 600	3:10.441		101.016	5	5
2	SSEN	116	Michael WELDON	Yamaha 600	3:16.752	6.311	97.775	5	5
3	SSEN	74	Tommy HENRY	Yamaha 600 - NJT Racing	3:19.764	9.323	96.301	4	5
4	SSEN	38	Paul WILLIAMS	Kawasaki 600	3:22.899	12.458	94.813	4	5
5	SSEN	76	John HORGAN	Suzuki 750	3:23.740	13.299	94.422	5	5
6	SSEN	57	Adrian LOGUE	Suzuki 750	3:24.241	13.800	94.190	4	5
7	SSEN	18	Vic ALLAN	Kawasaki 600	3:24.854	14.413	93.908	4	5
8	SSEN	62	Sean CONNOLLY	Kawasaki 600	3:25.384	14.943	93.666	5	5
9	SSEN	171	Brian COOMEY	Yamaha 600	3:25.904	15.463	93.429	4	5
10	SSEN	51	David HOLLAND	Kawasaki 600	3:26.538	16.097	93.143	4	5
11	SSEN	14	Rodney LITTLE	Yamaha 600	3:27.514	17.073	92.705	5	5
12	SSEN	187	Paul SWORDS	Suzuki 750	3:28.128	17.687	92.431	4	5
13	SSEN	131	Robert CAIRNS	Suzuki 750	3:28.763	18.322	92.150	5	5
14	SSEN	151	Scott MILLER	Yamaha 600	3:28.963	18.522	92.062	4	5
15	SSEN	16	Steven CLARKE	Suzuki 750	3:29.858	19.417	91.669	4	5
16	SSEN	60	George SCOTT	Honda 600	3:31.509	21.068	90.954	5	5
17	SSEN	67	Gavin BROWN	Honda 600 - PBR	3:32.549	22.108	90.509	2	5
18	SSEN	221	Dario CECCONI	Suzuki 750	3:35.306	24.865	89.350	3	5
19	SSEN	176	James CHRISTIE	Yamaha 600 - Team JCR	3:35.353	24.912	89.330	4	5
20	SSEN	46	Mark JOHNSON	Yamaha 600 - MJ Racing	3:37.089	26.648	88.616	5	5
21	SSEN	39	Jonathan GORMLEY	Yamaha 600 - J & V Tyres & Services	3:37.910	27.469	88.282	5	5
22	SSEN	97	William HARA	Yamaha 600 - Bradley	3:38.360	27.919	88.100	5	5
23	SSEN	54	Sam JOHNSON	Yamaha	3:39.629	29.188	87.591	2	5
24	SSEN	11	John CAHILL	Suzuki 750	3:40.121	29.680	87.395	2	5
25	SSEN	10	James CHAWKE	Suzuki 750	3:40.255	29.814	87.342	4	5
26	SSEN	7	Sarah BOYES	Yamaha 600	3:42.068	31.627	86.629	4	4
27	SSEN	132	Shaun WYNNE	Triumph 675	3:43.344	32.903	86.134	2	5
28	SSEN	66	Alan JOHNSTON	Suzuki 600	3:43.661	33.220	86.012	3	5
29	SSEN	34	Yvonne MONTGOMERY	Suzuki 600	3:47.464	37.023	84.574	5	5
30	SSEN	96	Stephen CARR	Yamaha 600	3:48.422	37.981	84.219	2	5
31	SSEN	78	Andy McPHERSON	Triumph 675	3:50.280	39.839	83.540	5	5
32	SSEN	113	Ian PERT	Suzuki 600 - Hedz Up	3:50.981	40.540	83.286	5	5
33	SSEN	130	Nigel McAULEY	Yamaha 600	4:05.346	54.905	78.410	4	4
34	SSEN	79	Vinny BRENNAN	Yamaha 600 - Network 2000	5:17.448	2:07.007	60.600	1	1

Provisional result to be confirmed by the Stewards of the Meeting subject to completion of technical inspections & the time limit for protests

Page 1 / 1

Circuit	Tandragee	Signed		Organising Club	North Armagh MC&CC
Length(miles)	5.3438 Lap 1 (5.2368)		Chief Timekeeper	Qualifying Started	18:37
Weather	Cloudy	Issued At:	19:04		
Track	Dry				



AROUND A POUND TANDRAGEE 100

SENIOR SUPPORT

Qualifying

Friday, 22 April 2016

DETAILED RESULT



Qualifying Classification

Position

1 143 Joe NEWBOULD

SSEN			Behind		
Best Time	3:10.441	Best Speed	101.016	On	5 Gp
Lap	Elapsed Time	Lap Time	Lap Speed		
1	5:29.132	5:29.132	57.279		
2	8:45.083	3:15.951	98.175		
3	11:56.270	3:11.187	100.621		
4	15:07.893	3:11.623	100.392		
5	18:18.334	3:10.441	101.016		

2 116 Michael WELDON

SSEN			Behind		6.311
Best Time	3:16.752	Best Speed	97.775	On	5 Gp
Lap	Elapsed Time	Lap Time	Lap Speed		
1	5:00.142	5:00.142	62.811		
2	8:19.704	3:19.562	96.399		
3	11:37.588	3:17.884	97.216		
4	14:54.582	3:16.994	97.655		
5	18:11.334	3:16.752	97.775		

3 74 Tommy HENRY

SSEN			Behind		9.323
Best Time	3:19.764	Best Speed	96.301	On	4 Gp
Lap	Elapsed Time	Lap Time	Lap Speed		
1	5:37.636	5:37.636	55.836		
2	9:10.490	3:32.854	90.379		
3	12:32.230	3:21.740	95.358		
4	15:51.994	3:19.764	96.301		
5	19:12.280	3:20.286	96.050		

4 38 Paul WILLIAMS

SSEN			Behind		12.458
Best Time	3:22.899	Best Speed	94.813	On	4 Gp
Lap	Elapsed Time	Lap Time	Lap Speed		
1	5:41.599	5:41.599	55.188		
2	9:11.976	3:30.377	91.443		
3	12:42.869	3:30.893	91.219		
4	16:05.768	3:22.899	94.813		
5	19:28.881	3:23.113	94.713		

Qualifying Classification

Position

5 76 John HORGAN

SSEN			Behind		13.299
Best Time	3:23.740	Best Speed	94.422	On	5 Gp
Lap	Elapsed Time	Lap Time	Lap Speed		
1	5:58.002	5:58.002	52.660		
2	9:25.553	3:27.551	92.688		
3	12:51.428	3:25.875	93.443		
4	16:16.306	3:24.878	93.897		
5	19:40.046	3:23.740	94.422		

6 57 Adrian LOGUE

SSEN			Behind		13.800
Best Time	3:24.241	Best Speed	94.190	On	4 Gp
Lap	Elapsed Time	Lap Time	Lap Speed		
1	5:15.500	5:15.500	59.754		
2	8:41.204	3:25.704	93.520		
3	12:05.732	3:24.528	94.058		
4	15:29.973	3:24.241	94.190		
5	18:54.816	3:24.843	93.913		

7 18 Vic ALLAN

SSEN			Behind		14.413
Best Time	3:24.854	Best Speed	93.908	On	4 Gp
Lap	Elapsed Time	Lap Time	Lap Speed		
1	5:28.274	5:28.274	57.429		
2	8:58.971	3:30.697	91.304		
3	12:25.790	3:26.819	93.016		
4	15:50.644	3:24.854	93.908		
5	19:15.701	3:25.057	93.815		

8 62 Sean CONNOLLY

SSEN			Behind		14.943
Best Time	3:25.384	Best Speed	93.666	On	5 Gp
Lap	Elapsed Time	Lap Time	Lap Speed		
1	5:28.055	5:28.055	57.467		
2	9:01.960	3:33.905	89.935		
3	12:30.829	3:28.869	92.103		
4	15:56.238	3:25.409	93.655		
5	19:21.622	3:25.384	93.666		

AROUND A POUND TANDRAGEE 100

SENIOR SUPPORT

Qualifying

Friday, 22 April 2016

DETAILED RESULT



Qualifying Classification

Position

9 171 Brian COOMEY

SSEN Behind 15.463

Best Time 3:25.904 Best Speed 93.429 On 4 Gp

Lap	Elapsed Time	Lap Time	Lap Speed
1	5:38.079	5:38.079	55.763
2	9:11.678	3:33.599	90.064
3	12:39.439	3:27.761	92.594
4	16:05.343	3:25.904	93.429
5	19:31.825	3:26.482	93.168

Qualifying Classification

Position

13 131 Robert CAIRNS

SSEN Behind 18.322

Best Time 3:28.763 Best Speed 92.150 On 5 Gp

Lap	Elapsed Time	Lap Time	Lap Speed
1	6:14.768	6:14.768	50.304
2	9:48.345	3:33.577	90.073
3	13:21.174	3:32.829	90.389
4	16:56.470	3:35.296	89.354
5	20:25.233	3:28.763	92.150

10 51 David HOLLAND

SSEN Behind 16.097

Best Time 3:26.538 Best Speed 93.143 On 4 Gp

Lap	Elapsed Time	Lap Time	Lap Speed
1	5:17.787	5:17.787	59.324
2	8:46.175	3:28.388	92.316
3	12:14.519	3:28.344	92.335
4	15:41.057	3:26.538	93.143
5	19:34.178	3:53.121	82.522

14 151 Scott MILLER

SSEN Behind 18.522

Best Time 3:28.963 Best Speed 92.062 On 4 Gp

Lap	Elapsed Time	Lap Time	Lap Speed
1	5:57.694	5:57.694	52.705
2	9:33.841	3:36.147	89.002
3	13:05.454	3:31.613	90.909
4	16:34.417	3:28.963	92.062
5	20:05.682	3:31.265	91.059

11 14 Rodney LITTLE

SSEN Behind 17.073

Best Time 3:27.514 Best Speed 92.705 On 5 Gp

Lap	Elapsed Time	Lap Time	Lap Speed
1	5:15.015	5:15.015	59.846
2	8:46.069	3:31.054	91.150
3	12:15.732	3:29.663	91.754
4	15:44.242	3:28.510	92.262
5	19:11.756	3:27.514	92.705

15 16 Steven CLARKE

SSEN Behind 19.417

Best Time 3:29.858 Best Speed 91.669 On 4 Gp

Lap	Elapsed Time	Lap Time	Lap Speed
1	5:36.124	5:36.124	56.087
2	9:11.028	3:34.904	89.517
3	12:44.129	3:33.101	90.274
4	16:13.987	3:29.858	91.669
5	19:45.439	3:31.452	90.978

12 187 Paul SWORDS

SSEN Behind 17.687

Best Time 3:28.128 Best Speed 92.431 On 4 Gp

Lap	Elapsed Time	Lap Time	Lap Speed
1	5:11.759	5:11.759	60.471
2	8:44.897	3:33.138	90.258
3	12:15.053	3:30.156	91.539
4	15:43.181	3:28.128	92.431
5	19:13.851	3:30.670	91.316

16 60 George SCOTT

SSEN Behind 21.068

Best Time 3:31.509 Best Speed 90.954 On 5 Gp

Lap	Elapsed Time	Lap Time	Lap Speed
1	6:03.887	6:03.887	51.808
2	9:42.660	3:38.773	87.934
3	13:20.568	3:37.908	88.283
4	16:53.097	3:32.529	90.517
5	20:24.606	3:31.509	90.954

AROUND A POUND TANDRAGEE 100

SENIOR SUPPORT

Qualifying

Friday, 22 April 2016

DETAILED RESULT



Qualifying Classification

Position

17 67 Gavin BROWN

SSEN Behind **22.108**

Best Time **3:32.549** Best Speed **90.509** On **2** Gp

Lap	Elapsed Time	Lap Time	Lap Speed
1	6:12.511	6:12.511	50.609
2	9:45.060	3:32.549	90.509
3	13:22.337	3:37.277	88.539
4	17:01.304	3:38.967	87.856
5	20:37.010	3:35.706	89.184

18 221 Dario CECCONI

SSEN Behind **24.865**

Best Time **3:35.306** Best Speed **89.350** On **3** Gp

Lap	Elapsed Time	Lap Time	Lap Speed
1	6:27.857	6:27.857	48.606
2	10:15.702	3:47.845	84.432
3	13:51.008	3:35.306	89.350
4	17:29.385	3:38.377	88.093
5	21:06.710	3:37.325	88.519

19 176 James CHRISTIE

SSEN Behind **24.912**

Best Time **3:35.353** Best Speed **89.330** On **4** Gp

Lap	Elapsed Time	Lap Time	Lap Speed
1	5:49.942	5:49.942	53.873
2	9:34.904	3:44.962	85.514
3	13:13.286	3:38.382	88.091
4	16:48.639	3:35.353	89.330
5	20:24.220	3:35.581	89.236

20 46 Mark JOHNSON

SSEN Behind **26.648**

Best Time **3:37.089** Best Speed **88.616** On **5** Gp

Lap	Elapsed Time	Lap Time	Lap Speed
1	6:16.888	6:16.888	50.021
2	10:00.184	3:43.296	86.152
3	13:41.141	3:40.957	87.064
4	17:20.109	3:38.968	87.855
5	20:57.198	3:37.089	88.616

Qualifying Classification

Position

21 39 Jonathan GORMLEY

SSEN Behind **27.469**

Best Time **3:37.910** Best Speed **88.282** On **5** Gp

Lap	Elapsed Time	Lap Time	Lap Speed
1	5:27.282	5:27.282	57.603
2	9:09.543	3:42.261	86.554
3	12:49.944	3:40.401	87.284
4	16:28.517	3:38.573	88.014
5	20:06.427	3:37.910	88.282

22 97 William HARA

SSEN Behind **27.919**

Best Time **3:38.360** Best Speed **88.100** On **5** Gp

Lap	Elapsed Time	Lap Time	Lap Speed
1	5:49.548	5:49.548	53.933
2	9:33.529	3:43.981	85.889
3	13:15.561	3:42.032	86.643
4	16:56.698	3:41.137	86.994
5	20:35.058	3:38.360	88.100

23 54 Sam JOHNSON

SSEN Behind **29.188**

Best Time **3:39.629** Best Speed **87.591** On **2** Gp

Lap	Elapsed Time	Lap Time	Lap Speed
1	5:37.356	5:37.356	55.883
2	9:16.985	3:39.629	87.591
3	12:59.886	3:42.901	86.305
4	16:41.691	3:41.805	86.732
5	20:21.397	3:39.706	87.560

24 11 John CAHILL

SSEN Behind **29.680**

Best Time **3:40.121** Best Speed **87.395** On **2** Gp

Lap	Elapsed Time	Lap Time	Lap Speed
1	5:58.611	5:58.611	52.570
2	9:38.732	3:40.121	87.395
3	13:21.773	3:43.041	86.251
4	17:04.855	3:43.082	86.235
5	20:53.350	3:48.495	84.192

AROUND A POUND TANDRAGEE 100

SENIOR SUPPORT

Qualifying

Friday, 22 April 2016

DETAILED RESULT



Qualifying Classification

Position

25 10 James CHAWKE

SSEN Behind 29.814

Best Time 3:40.255 Best Speed 87.342 On 4 Gp

Lap	Elapsed Time	Lap Time	Lap Speed
1	6:20.636	6:20.636	49.528
2	10:16.660	3:56.024	81.507
3	14:03.948	3:47.288	84.639
4	17:44.203	3:40.255	87.342
5	21:25.349	3:41.146	86.990

26 7 Sarah BOYES

SSEN Behind 31.627

Best Time 3:42.068 Best Speed 86.629 On 4 Gp

Lap	Elapsed Time	Lap Time	Lap Speed
1	6:59.947	6:59.947	44.892
2	10:47.443	3:47.496	84.562
3	14:30.059	3:42.616	86.416
4	18:12.127	3:42.068	86.629

27 132 Shaun WYNNE

SSEN Behind 32.903

Best Time 3:43.344 Best Speed 86.134 On 2 Gp

Lap	Elapsed Time	Lap Time	Lap Speed
1	5:52.417	5:52.417	53.494
2	9:35.761	3:43.344	86.134
3	13:19.661	3:43.900	85.920
4	17:03.689	3:44.028	85.871
5	21:12.767	4:09.078	77.235

28 66 Alan JOHNSTON

SSEN Behind 33.220

Best Time 3:43.661 Best Speed 86.012 On 3 Gp

Lap	Elapsed Time	Lap Time	Lap Speed
1	5:50.978	5:50.978	53.714
2	9:37.119	3:46.141	85.069
3	13:20.780	3:43.661	86.012
4	17:04.465	3:43.685	86.003
5	20:53.742	3:49.277	83.905

Qualifying Classification

Position

29 34 Yvonne MONTGOMERY

SSEN Behind 37.023

Best Time 3:47.464 Best Speed 84.574 On 5 Gp

Lap	Elapsed Time	Lap Time	Lap Speed
1	6:33.832	6:33.832	47.869
2	10:22.341	3:48.509	84.187
3	14:12.316	3:49.975	83.650
4	18:03.646	3:51.330	83.160
5	21:51.110	3:47.464	84.574

30 96 Stephen CARR

SSEN Behind 37.981

Best Time 3:48.422 Best Speed 84.219 On 2 Gp

Lap	Elapsed Time	Lap Time	Lap Speed
1	6:34.616	6:34.616	47.774
2	10:23.038	3:48.422	84.219
3	14:13.214	3:50.176	83.577
4	18:04.571	3:51.357	83.151
5	21:54.420	3:49.849	83.696

31 78 Andy McPHERSON

SSEN Behind 39.839

Best Time 3:50.280 Best Speed 83.540 On 5 Gp

Lap	Elapsed Time	Lap Time	Lap Speed
1	6:17.441	6:17.441	49.948
2	10:17.296	3:59.855	80.205
3	14:11.504	3:54.208	82.139
4	18:03.385	3:51.881	82.963
5	21:53.665	3:50.280	83.540

32 113 Ian PERT

SSEN Behind 40.540

Best Time 3:50.981 Best Speed 83.286 On 5 Gp

Lap	Elapsed Time	Lap Time	Lap Speed
1	6:15.305	6:15.305	50.232
2	10:16.407	4:01.102	79.790
3	14:11.857	3:55.450	81.705
4	18:04.230	3:52.373	82.787
5	21:55.211	3:50.981	83.286

AROUND A POUND TANDRAGEE 100

SENIOR SUPPORT

Qualifying

Friday, 22 April 2016

DETAILED RESULT



Qualifying Classification

Position

33 130 Nigel McAULEY

SSEN Behind **54.905**

Best Time **4:05.346** Best Speed **78.410** On **4** Gp

Lap	Elapsed Time	Lap Time	Lap Speed
1	6:36.552	6:36.552	47.541
2	10:48.106	4:11.554	76.475
3	14:57.071	4:08.965	77.270
4	19:02.417	4:05.346	78.410

34 79 Vinny BRENNAN

SSEN Behind **2:07.007**

Best Time **5:17.448** Best Speed **60.600** On **1** Gp

Lap	Elapsed Time	Lap Time	Lap Speed
1	5:17.448	5:17.448	59.387

AROUND A POUND TANDRAGEE 100

SENIOR SUPPORT

Tandragee 5.344 miles


R8: Woods SuperValu Senior Support

23/04/2016 16:15

Race (5 Laps)

RACE 8 - SENIOR SUPPORT Page 1 of 2

14		34		96	
		A		B	
13	7		132		66
	A		B		C
12		11		10	
		A		B	
11	39		97		54
	A		B		C
10		176		46	
		A		B	
9	60		67		221
	A		B		C
8	A		B		
7					
	A		B		C
6		151		16	
		A		B	
5	14		187		131
	A		B		C
4		171		51	
		A		B	
3	57		18		62
	A		B		C
2		38		76	
		A		B	
1	143		116		74
	A		B		C
	POLE POSITION				A



Promoted by North Armagh MC & CC

Orbits

Provisional result to be confirmed by the Stewards of the Meeting subject to the completion of technical inspections and the time limit for protests.

MCUI (Ulster Centre) Timing @ www.elaps-timing.com



Ride on
Delta
Seven

AROUND A POUND TANDRAGEE 100

SENIOR SUPPORT


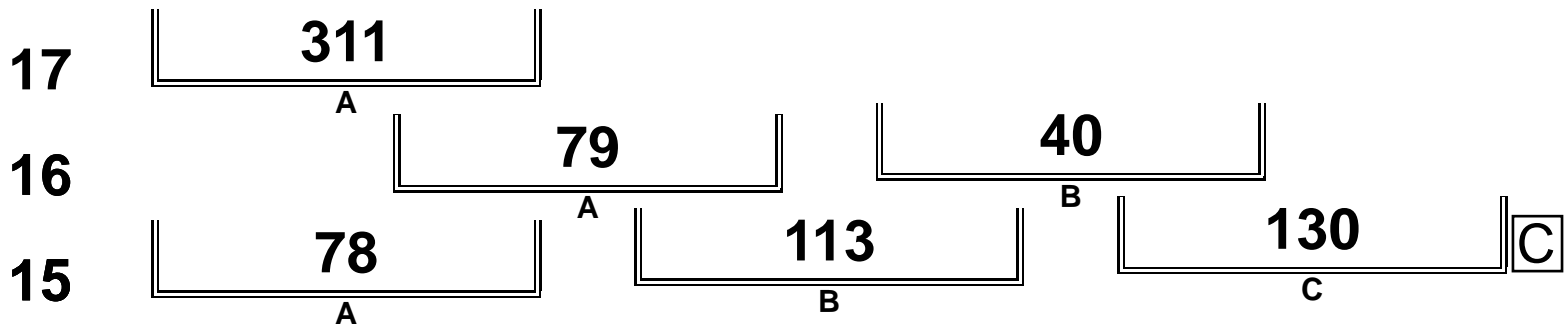
Tandragee 5.344 miles

R8: Woods SuperValu Senior Support

23/04/2016 16:15

Race (5 Laps)

RACE 8 -SENIOR SUPPORT Page 2 of 2



Promoted by North Armagh MC & CC

Orbits

Provisional result to be confirmed by the Stewards of the Meeting subject to the completion of technical inspections and the time limit for protests.

MCUI (Ulster Centre) Timing @ www.elaps-timing.com



Ride on
Delta
Seven

AROUND A POUND TANDRAGEE 100

SENIOR SUPPORT

Race 8 - Woods SuperValu Senior Support

Saturday, 23 April 2016



Pos	Class	No	Name	Machine / Sponsor	Gp	Lap	Total Time	Behind	Speed	-----Best Lap-----		
										Time	Speed	On
Race Classification												
1	SSEN	143	Joe NEWBOULD	Kawasaki 600	a	5	15:53.016		100.525	3:08.944	101.816	3
2	SSEN	116	Michael WELDON	Yamaha 600	a	5	16:32.234	39.218	96.552	3:12.497	97.936	1
3	SSEN	62	Sean CONNOLLY	Kawasaki 600	a	5	16:42.267	49.251	95.586	3:17.348	97.480	5
4	SSEN	38	Paul WILLIAMS	Kawasaki 600	a	5	16:42.363	49.347	95.576	3:18.260	97.032	5
5	SSEN	171	Brian COOMEY	Yamaha 600	a	5	16:43.236	50.220	95.493	3:18.593	96.869	5
6	SSEN	187	Paul SWORDS	Suzuki 750	a	5	16:53.282	1:00.266	94.547	3:20.224	96.080	4
7	SSEN	74	Tommy HENRY	Yamaha 600 - NJT Racing	a	5	16:58.520	1:05.504	94.060	3:17.760	97.277	5
8	SSEN	18	Vic ALLAN	Kawasaki 600	a	5	17:06.497	1:13.481	93.329	3:24.700	93.979	5
9	SSEN	311	Allan BRODIE	Yamaha 600	c	5	17:08.462	1:15.446	93.151	3:22.056	95.209	5
10	SSEN	16	Steven CLARKE	Suzuki 750	a	5	17:13.724	1:20.708	92.677	3:23.755	94.415	4
11	SSEN	151	Scott MILLER	Yamaha 600	a	5	17:14.760	1:21.744	92.584	3:23.091	94.724	5
12	SSEN	14	Rodney LITTLE	Suzuki 600	a	5	17:18.435	1:25.419	92.256	3:25.057	93.815	5
13	SSEN	67	Gavin BROWN	Honda 600 - PBR	b	5	17:19.199	1:26.183	92.189	3:26.314	93.244	5
14	SSEN	54	Sam JOHNSON	Yamaha	b	5	17:19.553	1:26.537	92.157	3:25.038	93.824	5
15	SSEN	39	Jonathan GORMLEY	Yamaha 600 - J & V Tyres & Services	b	5	17:22.470	1:29.454	91.899	3:25.527	93.601	5
16	SSEN	51	David HOLLAND	Kawasaki 600	a	5	17:26.598	1:33.582	91.537	3:25.872	93.444	4
17	SSEN	57	Adrian LOGUE	Suzuki 750	a	5	17:27.587	1:34.571	91.450	3:25.833	93.462	4
18	SSEN	60	George SCOTT	Honda 600	b	5	17:29.777	1:36.761	91.260	3:28.797	92.135	4
19	SSEN	221	Dario CECCONI	Suzuki 750	b	5	17:42.150	1:49.134	90.197	3:32.435	90.557	4
20	SSEN	176	James CHRISTIE	Yamaha 600 - Team JCR	b	5	18:01.571	2:08.555	88.577	3:35.064	89.450	4
21	SSEN	78	Andy McPHERSON	Triumph 675	c	5	18:01.742	2:08.726	88.563	3:33.612	90.058	5
22	SSEN	132	Shaun WYNNE	Triumph 675	b	5	18:02.362	2:09.346	88.512	3:35.192	89.397	5
23	SSEN	46	Mark JOHNSON	Yamaha 600 - MJ Racing	b	5	18:02.962	2:09.946	88.463	3:32.238	90.641	5
24	SSEN	66	Alan JOHNSTON	Suzuki 600	b	5	18:07.956	2:14.940	88.057	3:33.966	89.909	4
25	SSEN	7	Sarah BOYES	Yamaha 600	b	5	18:13.748	2:20.732	87.591	3:36.039	89.046	3
26	SSEN	11	John CAHILL	Suzuki 750	b	5	18:19.879	2:26.863	87.103	3:37.417	88.482	4
27	SSEN	34	Yvonne MONTGOMERY	Suzuki 600	b	5	18:20.216	2:27.200	87.076	3:36.899	88.693	5
28	SSEN	96	Stephen CARR	Yamaha 600	b	5	18:23.787	2:30.771	86.794	3:37.644	88.390	5
29	SSEN	113	Ian PERT	Suzuki 600 - Hedz Up	c	4	15:06.909	1 Lap	84.424	3:48.402	84.226	4
30	SSEN	130	Nigel McAULEY	Yamaha 600	c	4	15:34.674	1 Lap	81.916	3:51.186	83.212	4

Fastest Lap / New Lap Record 101.816 mph (Previously 99.247 mph)

SSEN	143	Joe NEWBOULD	Kawasaki 600							3:08.944	101.816	3
------	-----	--------------	--------------	--	--	--	--	--	--	----------	---------	---

Not Classified


DQ	SSEN	76	John HORGAN	Suzuki 750	a	5	16:29.502		96.819	3:14.663	98.825	4
DNF	SSEN	131	Robert CAIRNS	Suzuki 750	a	3	10:33.642		90.473	3:29.862	89.832	1
DNF	SSEN	142	Stuart RAYNER	Kawasaki 600	c	3	11:55.188		80.157	3:57.213	81.098	2
DNF	SSEN	97	William HARA	Yamaha 600 - Bradley	b	1	3:41.417		85.144	4:12.467	74.672	1

No 76 - Excluded for remounting machinen

Nos 38 & 62 result reversed - flag infringement

Provisional result to be confirmed by the Stewards of the Meeting subject to completion of technical inspections & the time limit for protests

Page 1 / 1

Circuit	Tandragee	Signed		Organising Club	North Armagh MC&CC
Length(miles)	5.3438 Lap 1 (5.2368)		Chief Timekeeper	Race Started	15:50
Weather	Bright	Issued At:	09:31	Gp Time Diff - b 31.05 / c 58.05	
Track	Dry				



AROUND A POUND TANDRAGEE 100

SENIOR SUPPORT

Race 8 - Woods SuperValu Senior Support

Saturday, 23 April 2016

DETAILED RESULT



Race Classification

1 143 Joe NEWBOULD

Total Time **15:53.016** Avg Speed **100.525** Behind
Best Time **3:08.944** Best Speed **101.816** On **3** Gp **a**

Lap	Elapsed Time	Lap Time	Lap Speed
1	3:11.485	3:11.485	98.453
2	6:22.512	3:11.027	100.706
3	9:31.456	3:08.944	101.816
4	12:41.671	3:10.215	101.136
5	15:53.016	3:11.345	100.538

2 116 Michael WELDON

Total Time **16:32.234** Avg Speed **96.552** Behind **39.218**
Best Time **3:12.497** Best Speed **97.936** On **1** Gp **a**

Lap	Elapsed Time	Lap Time	Lap Speed
1	3:12.497	3:12.497	97.936
2	6:29.697	3:17.200	97.553
3	9:46.633	3:16.936	97.684
4	13:02.828	3:16.195	98.053
5	16:32.234	3:29.406	91.867

3 62 Sean CONNOLLY

Total Time **16:42.267** Avg Speed **95.586** Behind **49.251**
Best Time **3:17.348** Best Speed **97.480** On **5** Gp **a**

Lap	Elapsed Time	Lap Time	Lap Speed
1	3:24.160	3:24.160	92.341
2	6:46.594	3:22.434	95.031
3	10:06.407	3:19.813	96.278
4	13:24.919	3:18.512	96.908
5	16:42.267	3:17.348	97.480

4 38 Paul WILLIAMS

Total Time **16:42.363** Avg Speed **95.576** Behind **49.347**
Best Time **3:18.260** Best Speed **97.032** On **5** Gp **a**

Lap	Elapsed Time	Lap Time	Lap Speed
1	3:21.816	3:21.816	93.413
2	6:43.811	3:21.995	95.238
3	10:04.296	3:20.485	95.955
4	13:23.903	3:19.607	96.377
5	16:42.163	3:18.260	97.032

Race Classification

5 171 Brian COOMEY

Total Time **16:43.236** Avg Speed **95.493** Behind **50.220**
Best Time **3:18.593** Best Speed **96.869** On **5** Gp **a**

Lap	Elapsed Time	Lap Time	Lap Speed
1	3:22.570	3:22.570	93.066
2	6:44.706	3:22.136	95.171
3	10:05.192	3:20.486	95.954
4	13:24.643	3:19.451	96.452
5	16:43.236	3:18.593	96.869

6 187 Paul SWORDS

Total Time **16:53.282** Avg Speed **94.547** Behind **1:00.266**
Best Time **3:20.224** Best Speed **96.080** On **4** Gp **a**

Lap	Elapsed Time	Lap Time	Lap Speed
1	3:25.957	3:25.957	91.535
2	6:48.596	3:22.639	94.935
3	10:09.536	3:20.940	95.738
4	13:29.760	3:20.224	96.080
5	16:53.282	3:23.522	94.523

7 74 Tommy HENRY

Total Time **16:58.520** Avg Speed **94.060** Behind **1:05.504**
Best Time **3:17.760** Best Speed **97.277** On **5** Gp **a**

Lap	Elapsed Time	Lap Time	Lap Speed
1	3:33.331	3:33.331	88.371
2	6:59.968	3:26.637	93.098
3	10:20.680	3:20.712	95.846
4	13:40.760	3:20.080	96.149
5	16:58.520	3:17.760	97.277

8 18 Vic ALLAN

Total Time **17:06.497** Avg Speed **93.329** Behind **1:13.481**
Best Time **3:24.700** Best Speed **93.979** On **5** Gp **a**

Lap	Elapsed Time	Lap Time	Lap Speed
1	3:25.301	3:25.301	91.828
2	6:51.648	3:26.347	93.229
3	10:17.022	3:25.374	93.671
4	13:41.797	3:24.775	93.945
5	17:06.497	3:24.700	93.979

AROUND A POUND TANDRAGEE 100

SENIOR SUPPORT

Race 8 - Woods SuperValu Senior Support

Saturday, 23 April 2016

DETAILED RESULT



Race Classification

9 311 Allan BRODIE

Total Time **17:08.462** Avg Speed **93.151** Behind **1:15.446**
Best Time **3:22.056** Best Speed **95.209** On **5** Gp **c**

Lap	Elapsed Time	Lap Time	Lap Speed
1	3:28.586	3:28.586	90.381
2	6:57.464	3:28.878	92.099
3	10:23.872	3:26.408	93.201
4	13:46.406	3:22.534	94.984
5	17:08.462	3:22.056	95.209

Race Classification

13 67 Gavin BROWN

Total Time **17:19.199** Avg Speed **92.189** Behind **1:26.183**
Best Time **3:26.314** Best Speed **93.244** On **5** Gp **b**

Lap	Elapsed Time	Lap Time	Lap Speed
1	3:25.947	3:25.947	91.540
2	6:54.274	3:28.327	92.343
3	10:22.897	3:28.623	92.212
4	13:52.885	3:29.988	91.612
5	17:19.199	3:26.314	93.244

10 16 Steven CLARKE

Total Time **17:13.724** Avg Speed **92.677** Behind **1:20.708**
Best Time **3:23.755** Best Speed **94.415** On **4** Gp **a**

Lap	Elapsed Time	Lap Time	Lap Speed
1	3:32.033	3:32.033	88.912
2	6:59.064	3:27.031	92.921
3	10:24.561	3:25.497	93.615
4	13:48.316	3:23.755	94.415
5	17:13.724	3:25.408	93.655

14 54 Sam JOHNSON

Total Time **17:19.553** Avg Speed **92.157** Behind **1:26.537**
Best Time **3:25.038** Best Speed **93.824** On **5** Gp **b**

Lap	Elapsed Time	Lap Time	Lap Speed
1	3:31.114	3:31.114	89.299
2	7:00.365	3:29.251	91.935
3	10:27.602	3:27.237	92.829
4	13:54.515	3:26.913	92.974
5	17:19.553	3:25.038	93.824

11 151 Scott MILLER

Total Time **17:14.760** Avg Speed **92.584** Behind **1:21.744**
Best Time **3:23.091** Best Speed **94.724** On **5** Gp **a**

Lap	Elapsed Time	Lap Time	Lap Speed
1	3:33.018	3:33.018	88.501
2	7:01.418	3:28.400	92.310
3	10:26.272	3:24.854	93.908
4	13:51.669	3:25.397	93.660
5	17:14.760	3:23.091	94.724

15 39 Jonathan GORMLEY

Total Time **17:22.470** Avg Speed **91.899** Behind **1:29.454**
Best Time **3:25.527** Best Speed **93.601** On **5** Gp **b**

Lap	Elapsed Time	Lap Time	Lap Speed
1	3:27.985	3:27.985	90.643
2	6:59.358	3:31.373	91.012
3	10:29.618	3:30.260	91.494
4	13:56.943	3:27.325	92.789
5	17:22.470	3:25.527	93.601

12 14 Rodney LITTLE

Total Time **17:18.435** Avg Speed **92.256** Behind **1:25.419**
Best Time **3:25.057** Best Speed **93.815** On **5** Gp **a**

Lap	Elapsed Time	Lap Time	Lap Speed
1	3:29.841	3:29.841	89.841
2	7:00.646	3:30.805	91.257
3	10:27.856	3:27.210	92.841
4	13:53.378	3:25.522	93.603
5	17:18.435	3:25.057	93.815

16 51 David HOLLAND

Total Time **17:26.598** Avg Speed **91.537** Behind **1:33.582**
Best Time **3:25.872** Best Speed **93.444** On **4** Gp **a**

Lap	Elapsed Time	Lap Time	Lap Speed
1	3:26.276	3:26.276	91.394
2	6:54.580	3:28.304	92.353
3	10:21.525	3:26.945	92.959
4	13:47.397	3:25.872	93.444
5	17:26.598	3:39.201	87.762

AROUND A POUND TANDRAGEE 100

SENIOR SUPPORT

Race 8 - Woods SuperValu Senior Support

Saturday, 23 April 2016

DETAILED RESULT



Race Classification

17 57 Adrian LOGUE

Total Time **17:27.587** Avg Speed **91.450** Behind **1:34.571**
Best Time **3:25.833** Best Speed **93.462** On **4** Gp **a**

Lap	Elapsed Time	Lap Time	Lap Speed
1	3:32.486	3:32.486	88.723
2	7:02.573	3:30.087	91.569
3	10:33.621	3:31.048	91.152
4	13:59.454	3:25.833	93.462
5	17:27.587	3:28.133	92.429

Race Classification

21 78 Andy McPHERSON

Total Time **18:01.742** Avg Speed **88.563** Behind **2:08.726**
Best Time **3:33.612** Best Speed **90.058** On **5** Gp **c**

Lap	Elapsed Time	Lap Time	Lap Speed
1	3:34.046	3:34.046	88.076
2	7:12.035	3:37.989	88.250
3	10:50.591	3:38.556	88.021
4	14:28.130	3:37.539	88.432
5	18:01.742	3:33.612	90.058

18 60 George SCOTT

Total Time **17:29.777** Avg Speed **91.260** Behind **1:36.761**
Best Time **3:28.797** Best Speed **92.135** On **4** Gp **b**

Lap	Elapsed Time	Lap Time	Lap Speed
1	3:31.939	3:31.939	88.952
2	7:03.161	3:31.222	91.077
3	10:31.981	3:28.820	92.125
4	14:00.778	3:28.797	92.135
5	17:29.777	3:28.999	92.046

22 132 Shaun WYNNE

Total Time **18:02.362** Avg Speed **88.512** Behind **2:09.346**
Best Time **3:35.192** Best Speed **89.397** On **5** Gp **b**

Lap	Elapsed Time	Lap Time	Lap Speed
1	3:36.961	3:36.961	86.893
2	7:14.679	3:37.718	88.360
3	10:51.929	3:37.250	88.550
4	14:27.170	3:35.241	89.377
5	18:02.362	3:35.192	89.397

19 221 Dario CECCONI

Total Time **17:42.150** Avg Speed **90.197** Behind **1:49.134**
Best Time **3:32.435** Best Speed **90.557** On **4** Gp **b**

Lap	Elapsed Time	Lap Time	Lap Speed
1	3:30.548	3:30.548	89.539
2	7:03.829	3:33.281	90.198
3	10:36.510	3:32.681	90.452
4	14:08.945	3:32.435	90.557
5	17:42.150	3:33.205	90.230

23 46 Mark JOHNSON

Total Time **18:02.962** Avg Speed **88.463** Behind **2:09.946**
Best Time **3:32.238** Best Speed **90.641** On **5** Gp **b**

Lap	Elapsed Time	Lap Time	Lap Speed
1	3:40.114	3:40.114	85.648
2	7:18.279	3:38.165	88.179
3	10:55.853	3:37.574	88.418
4	14:30.724	3:34.871	89.530
5	18:02.962	3:32.238	90.641

20 176 James CHRISTIE

Total Time **18:01.571** Avg Speed **88.577** Behind **2:08.555**
Best Time **3:35.064** Best Speed **89.450** On **4** Gp **b**

Lap	Elapsed Time	Lap Time	Lap Speed
1	3:36.263	3:36.263	87.173
2	7:13.713	3:37.450	88.469
3	10:51.429	3:37.716	88.361
4	14:26.493	3:35.064	89.450
5	18:01.571	3:35.078	89.444

24 66 Alan JOHNSTON

Total Time **18:07.956** Avg Speed **88.057** Behind **2:14.940**
Best Time **3:33.966** Best Speed **89.909** On **4** Gp **b**

Lap	Elapsed Time	Lap Time	Lap Speed
1	3:43.020	3:43.020	84.532
2	7:23.965	3:40.945	87.069
3	10:59.293	3:35.328	89.340
4	14:33.259	3:33.966	89.909
5	18:07.956	3:34.697	89.603

AROUND A POUND TANDRAGEE 100

SENIOR SUPPORT

Race 8 - Woods SuperValu Senior Support

Saturday, 23 April 2016

DETAILED RESULT



Race Classification

25 7 Sarah BOYES

Total Time **18:13.748** Avg Speed **87.591** Behind **2:20.732**
 Best Time **3:36.039** Best Speed **89.046** On **3** Gp **b**

Lap	Elapsed Time	Lap Time	Lap Speed
1	3:43.362	3:43.362	84.402
2	7:22.357	3:38.995	87.844
3	10:58.396	3:36.039	89.046
4	14:35.316	3:36.920	88.685
5	18:13.748	3:38.432	88.071

26 11 John CAHILL

Total Time **18:19.879** Avg Speed **87.103** Behind **2:26.863**
 Best Time **3:37.417** Best Speed **88.482** On **4** Gp **b**

Lap	Elapsed Time	Lap Time	Lap Speed
1	3:44.025	3:44.025	84.153
2	7:25.348	3:41.323	86.920
3	11:03.978	3:38.630	87.991
4	14:41.395	3:37.417	88.482
5	18:19.879	3:38.484	88.050

27 34 Yvonne MONTGOMERY

Total Time **18:20.216** Avg Speed **87.076** Behind **2:27.200**
 Best Time **3:36.899** Best Speed **88.693** On **5** Gp **b**

Lap	Elapsed Time	Lap Time	Lap Speed
1	3:42.905	3:42.905	84.575
2	7:22.960	3:40.055	87.421
3	11:03.683	3:40.723	87.157
4	14:43.317	3:39.634	87.589
5	18:20.216	3:36.899	88.693

28 96 Stephen CARR

Total Time **18:23.787** Avg Speed **86.794** Behind **2:30.771**
 Best Time **3:37.644** Best Speed **88.390** On **5** Gp **b**

Lap	Elapsed Time	Lap Time	Lap Speed
1	3:45.201	3:45.201	83.713
2	7:26.122	3:40.921	87.079
3	11:06.543	3:40.421	87.276
4	14:46.143	3:39.600	87.602
5	18:23.787	3:37.644	88.390

Race Classification

29 113 Ian PERT

Total Time **15:06.909** Avg Speed **84.424** Behind **1 Lap**
 Best Time **3:48.402** Best Speed **84.226** On **4** Gp **c**

Lap	Elapsed Time	Lap Time	Lap Speed
1	3:39.393	3:39.393	85.929
2	7:28.587	3:49.194	83.935
3	11:18.507	3:49.920	83.670
4	15:06.909	3:48.402	84.226

30 130 Nigel McAULEY

Total Time **15:34.674** Avg Speed **81.916** Behind **1 Lap**
 Best Time **3:51.186** Best Speed **83.212** On **4** Gp **c**

Lap	Elapsed Time	Lap Time	Lap Speed
1	3:54.015	3:54.015	80.560
2	7:49.904	3:55.889	81.553
3	11:43.488	3:53.584	82.358
4	15:34.674	3:51.186	83.212

Not Classified

DQ 76 John HORGAN

Total Time **16:29.502** Avg Speed **96.819** Behind
 Best Time **3:14.663** Best Speed **98.825** On **4** Gp **a**

Lap	Elapsed Time	Lap Time	Lap Speed
1	3:16.330	3:16.330	96.024
2	6:33.046	3:16.716	97.793
3	9:47.737	3:14.691	98.810
4	13:02.400	3:14.663	98.825
5	16:29.502	3:27.102	92.889

DNF 131 Robert CAIRNS

Total Time **10:33.642** Avg Speed **90.473** Behind
 Best Time **3:29.862** Best Speed **89.832** On **1** Gp **a**

Lap	Elapsed Time	Lap Time	Lap Speed
1	3:29.862	3:29.862	89.832
2	7:02.105	3:32.243	90.639
3	10:33.642	3:31.537	90.942

DNF 142 Stuart RAYNER

Total Time **11:55.188** Avg Speed **80.157** Behind
 Best Time **3:57.213** Best Speed **81.098** On **2** Gp **c**

Lap	Elapsed Time	Lap Time	Lap Speed
1	3:58.195	3:58.195	79.146
2	7:55.408	3:57.213	81.098
3	11:55.188	3:59.780	80.230

AROUND A POUND TANDRAGEE 100

SENIOR SUPPORT

Race 8 - Woods SuperValu Senior Support

Saturday, 23 April 2016

DETAILED RESULT



Not Classified

DNF 97 William HARA

Total Time **3:41.417** Avg Speed **85.144** Behind
Best Time **4:12.467** Best Speed **74.672** On 1 Gp b

Lap	Elapsed Time	Lap Time	Lap Speed
1	3:41.417	3:41.417	85.144

AROUND A POUND TANDRAGEE 100

SENIOR SUPPORT

Race 8 - Woods SuperValu Senior Support

LAP CHART



1					2					3				
No	Name	Gp	Time of Day	Lap Time	No	Name	Gp	Time of Day	Lap Time	No	Name	Gp	Time of Day	Lap Time
143	Joe NEWBOULD	a	15:53:49.769	3:11.485	143	Joe NEWBOULD	a	15:57:00.796	3:11.027	143	Joe NEWBOULD	a	16:00:09.740	3:08.944
116	Michael WELDON	a	15:53:50.781	3:12.497	116	Michael WELDON	a	15:57:07.981	3:17.200	116	Michael WELDON	a	16:00:24.917	3:16.936
76	John HORGAN	a	15:53:54.614	3:16.330	76	John HORGAN	a	15:57:11.330	3:16.716	76	John HORGAN	a	16:00:26.021	3:14.691
38	Paul WILLIAMS	a	15:54:00.100	3:21.816	38	Paul WILLIAMS	a	15:57:22.095	3:21.995	38	Paul WILLIAMS	a	16:00:42.580	3:20.485
171	Brian COOMEY	a	15:54:00.854	3:22.570	171	Brian COOMEY	a	15:57:22.990	3:22.136	171	Brian COOMEY	a	16:00:43.476	3:20.486
62	Sean CONNOLLY	a	15:54:02.444	3:24.160	62	Sean CONNOLLY	a	15:57:24.878	3:22.434	62	Sean CONNOLLY	a	16:00:44.691	3:19.813
18	Vic ALLAN	a	15:54:03.585	3:25.301	187	Paul SWORDS	a	15:57:26.880	3:22.639	187	Paul SWORDS	a	16:00:47.820	3:20.940
67	Gavin BROWN	b	15:54:04.231	3:25.947	18	Vic ALLAN	a	15:57:29.932	3:26.347	18	Vic ALLAN	a	16:00:55.306	3:25.374
187	Paul SWORDS	a	15:54:04.241	3:25.957	67	Gavin BROWN	b	15:57:32.558	3:28.327	74	Tommy HENRY	a	16:00:58.964	3:20.712
51	David HOLLAND	a	15:54:04.560	3:26.276	51	David HOLLAND	a	15:57:32.864	3:28.304	51	David HOLLAND	a	16:00:59.809	3:26.945
39	Jonathan GORMLEY	b	15:54:06.269	3:27.985	311	Allan BRODIE	c	15:57:35.748	3:28.878	67	Gavin BROWN	b	16:01:01.181	3:28.623
311	Allan BRODIE	c	15:54:06.870	3:28.586	16	Steven CLARKE	a	15:57:37.348	3:27.031	311	Allan BRODIE	c	16:01:02.156	3:26.408
14	Rodney LITTLE	a	15:54:08.125	3:29.841	39	Jonathan GORMLEY	b	15:57:37.642	3:31.373	16	Steven CLARKE	a	16:01:02.845	3:25.497
131	Robert CAIRNS	a	15:54:08.146	3:29.862	74	Tommy HENRY	a	15:57:38.252	3:26.637	151	Scott MILLER	a	16:01:04.556	3:24.854
221	Dario CECCONI	b	15:54:08.832	3:30.548	54	Sam JOHNSON	b	15:57:38.649	3:29.251	54	Sam JOHNSON	b	16:01:05.886	3:27.237
54	Sam JOHNSON	b	15:54:09.398	3:31.114	14	Rodney LITTLE	a	15:57:38.930	3:30.805	14	Rodney LITTLE	a	16:01:06.140	3:27.210
60	George SCOTT	b	15:54:10.223	3:31.939	151	Scott MILLER	a	15:57:39.702	3:28.400	39	Jonathan GORMLEY	b	16:01:07.902	3:30.260
16	Steven CLARKE	a	15:54:10.317	3:32.033	131	Robert CAIRNS	a	15:57:40.389	3:32.243	60	George SCOTT	b	16:01:10.265	3:28.820
57	Adrian LOGUE	a	15:54:10.770	3:32.486	57	Adrian LOGUE	a	15:57:40.857	3:30.087	57	Adrian LOGUE	a	16:01:11.905	3:31.048
151	Scott MILLER	a	15:54:11.302	3:33.018	60	George SCOTT	b	15:57:41.445	3:31.222	131	Robert CAIRNS	a	16:01:11.926	3:31.537
74	Tommy HENRY	a	15:54:11.615	3:33.331	221	Dario CECCONI	b	15:57:42.113	3:33.281	221	Dario CECCONI	b	16:01:14.794	3:32.681
78	Andy McPHERSON	c	15:54:12.330	3:34.046	78	Andy McPHERSON	c	15:57:50.319	3:37.989	78	Andy McPHERSON	c	16:01:28.875	3:38.556
176	James CHRISTIE	b	15:54:14.547	3:36.263	176	James CHRISTIE	b	15:57:51.997	3:37.450	176	James CHRISTIE	b	16:01:29.713	3:37.716
132	Shaun WYNNE	b	15:54:15.245	3:36.961	132	Shaun WYNNE	b	15:57:52.963	3:37.718	132	Shaun WYNNE	b	16:01:30.213	3:37.250
113	Ian PERT	c	15:54:17.677	3:39.393	46	Mark JOHNSON	b	15:57:56.563	3:38.165	46	Mark JOHNSON	b	16:01:34.137	3:37.574
46	Mark JOHNSON	b	15:54:18.398	3:40.114	7	Sarah BOYES	b	15:58:00.641	3:38.995	7	Sarah BOYES	b	16:01:36.680	3:36.039
97	William HARA	b	15:54:19.701	3:41.417	34	Yvonne MONTGOMERY	b	15:58:01.244	3:40.055	66	Alan JOHNSTON	b	16:01:37.577	3:35.328
34	Yvonne MONTGOMERY	b	15:54:21.189	3:42.905	66	Alan JOHNSTON	b	15:58:02.249	3:40.945	34	Yvonne MONTGOMERY	b	16:01:41.967	3:40.723
66	Alan JOHNSTON	b	15:54:21.304	3:43.020	11	John CAHILL	b	15:58:03.632	3:41.323	11	John CAHILL	b	16:01:42.262	3:38.630
7	Sarah BOYES	b	15:54:21.646	3:43.362	96	Stephen CARR	b	15:58:04.406	3:40.921	96	Stephen CARR	b	16:01:44.827	3:40.421
11	John CAHILL	b	15:54:22.309	3:44.025	113	Ian PERT	c	15:58:06.871	3:49.194	113	Ian PERT	c	16:01:56.791	3:49.920
96	Stephen CARR	b	15:54:23.485	3:45.201	130	Nigel McAULEY	c	15:58:28.188	3:55.889	130	Nigel McAULEY	c	16:02:21.772	3:53.584
130	Nigel McAULEY	c	15:54:32.299	3:54.015	142	Stuart RAYNER	c	15:58:33.692	3:57.213	142	Stuart RAYNER	c	16:02:33.472	3:59.780
142	Stuart RAYNER	c	15:54:36.479	3:58.195										

AROUND A POUND TANDRAGEE 100

SENIOR SUPPORT

Race 8 - Woods SuperValu Senior Support

LAP CHART

**4**

No	Name	Gp	Time of Day	Lap Time
143	Joe NEWBOULD	a	16:03:19.955	3:10.215
76	John HORGAN	a	16:03:40.684	3:14.663
116	Michael WELDON	a	16:03:41.112	3:16.195
38	Paul WILLIAMS	a	16:04:02.187	3:19.607
171	Brian COOMEY	a	16:04:02.927	3:19.451
62	Sean CONNOLLY	a	16:04:03.203	3:18.512
187	Paul SWORDS	a	16:04:08.044	3:20.224
74	Tommy HENRY	a	16:04:19.044	3:20.080
18	Vic ALLAN	a	16:04:20.081	3:24.775
311	Allan BRODIE	c	16:04:24.690	3:22.534
51	David HOLLAND	a	16:04:25.681	3:25.872
16	Steven CLARKE	a	16:04:26.600	3:23.755
151	Scott MILLER	a	16:04:29.953	3:25.397
67	Gavin BROWN	b	16:04:31.169	3:29.988
14	Rodney LITTLE	a	16:04:31.662	3:25.522
54	Sam JOHNSON	b	16:04:32.799	3:26.913
39	Jonathan GORMLEY	b	16:04:35.227	3:27.325
57	Adrian LOGUE	a	16:04:37.738	3:25.833
60	George SCOTT	b	16:04:39.062	3:28.797
221	Dario CECCONI	b	16:04:47.229	3:32.435
176	James CHRISTIE	b	16:05:04.777	3:35.064
132	Shaun WYNNE	b	16:05:05.454	3:35.241
78	Andy McPHERSON	c	16:05:06.414	3:37.539
46	Mark JOHNSON	b	16:05:09.008	3:34.871
66	Alan JOHNSTON	b	16:05:11.543	3:33.966
7	Sarah BOYES	b	16:05:13.600	3:36.920
11	John CAHILL	b	16:05:19.679	3:37.417
34	Yvonne MONTGOMERY	b	16:05:21.601	3:39.634
96	Stephen CARR	b	16:05:24.427	3:39.600
113	Ian PERT	c	16:05:45.193	3:48.402
130	Nigel McAULEY	c	16:06:12.958	3:51.186

5

No	Name	Gp	Time of Day	Lap Time
143	Joe NEWBOULD	a	16:06:31.300	3:11.345
76	John HORGAN	a	16:07:07.786	3:27.102
116	Michael WELDON	a	16:07:10.518	3:29.406
38	Paul WILLIAMS	a	16:07:20.447	3:18.260
62	Sean CONNOLLY	a	16:07:20.551	3:17.348
171	Brian COOMEY	a	16:07:21.520	3:18.593
187	Paul SWORDS	a	16:07:31.566	3:23.522
74	Tommy HENRY	a	16:07:36.804	3:17.760
18	Vic ALLAN	a	16:07:44.781	3:24.700
311	Allan BRODIE	c	16:07:46.746	3:22.056
16	Steven CLARKE	a	16:07:52.008	3:25.408
151	Scott MILLER	a	16:07:53.044	3:23.091
14	Rodney LITTLE	a	16:07:56.719	3:25.057
67	Gavin BROWN	b	16:07:57.483	3:26.314
54	Sam JOHNSON	b	16:07:57.837	3:25.038
39	Jonathan GORMLEY	b	16:08:00.754	3:25.527
51	David HOLLAND	a	16:08:04.882	3:39.201
57	Adrian LOGUE	a	16:08:05.871	3:28.133
60	George SCOTT	b	16:08:08.061	3:28.999
221	Dario CECCONI	b	16:08:20.434	3:33.205
176	James CHRISTIE	b	16:08:39.855	3:35.078
78	Andy McPHERSON	c	16:08:40.026	3:33.612
132	Shaun WYNNE	b	16:08:40.646	3:35.192
46	Mark JOHNSON	b	16:08:41.246	3:32.238
66	Alan JOHNSTON	b	16:08:46.240	3:34.697
7	Sarah BOYES	b	16:08:52.032	3:38.432
11	John CAHILL	b	16:08:58.163	3:38.484
34	Yvonne MONTGOMERY	b	16:08:58.500	3:36.899
96	Stephen CARR	b	16:09:02.071	3:37.644

ROAD RACE - IRISH SENIOR SUPPORT

2016

Pos	No.	Name	Total	Diff	Gap	#1	#2
						R1	R1
1	311	Allan BRODIE	27	0	0	20	7
2	143	Joe NEWBOULD	25	2	2	x	25
3	119	Kris DUNCAN	25	2	0	25	x
4	116	Michael WELDON	20	7	5	x	20
5	62	Sean CONNOLLY	18	9	2	2	16
6	16	Steven CLARKE	17	10	1	11	6
7	147	Sean SEDDON	16	11	1	16	x
8	38	Paul WILLIAMS	13	14	3	x	13
9	79	Vinny BRENNAN	13	14	0	13	x
10	171	Brian COOMEY	11	16	2	x	11
11	187	Paul SWORDS	10	17	1	x	10
12	131	Robert CAIRNS	10	17	0	10	x
13	74	Tommy HENRY	9	18	1	x	9
14	31	Colin CROFT	9	18	0	9	x
15	18	Vic ALLAN	8	19	1	x	8
16	43	Stephen DEGNAN	8	19	0	8	x
17	17	Alastair BAYLEY	7	20	1	7	x
18	54	Sam JOHNSON	7	20	0	5	2
19	127	Stephen CASEY	6	21	1	6	x
20	151	Scott MILLER	5	22	1	x	5
21	14	Rodney LITTLE	4	23	1	x	4
22	103	Richard DUNCAN	4	23	0	4	x
23	67	Gavin BROWN	3	24	1	x	3
24	22	Dario CECCONI	3	24	0	3	x
25	39	Jonathan GORMLEY	1	26	2	x	1
26	60	George SCOTT	1	26	0	1	x

Event Legend

#1 01/04/2016 JFM HAULAGE MID-ANTRIM 150

#2 22/04/2016 AROUND A POUND TANDRAGEE 100

ROAD RACE - ULSTER SENIOR SUPPORT

2016

Pos	No.	Name	Total	Diff	Gap	#1	#2
						R1	R1
1	311	Allan BRODIE	27	0	0	20	7
2	143	Joe NEWBOULD	25	2	2	x	25
3	119	Kris DUNCAN	25	2	0	25	x
4	116	Michael WELDON	20	7	5	x	20
5	62	Sean CONNOLLY	18	9	2	2	16
6	16	Steven CLARKE	17	10	1	11	6
7	147	Sean SEDDON	16	11	1	16	x
8	38	Paul WILLIAMS	13	14	3	x	13
9	79	Vinny BRENNAN	13	14	0	13	x
10	171	Brian COOMEY	11	16	2	x	11
11	187	Paul SWORDS	10	17	1	x	10
12	131	Robert CAIRNS	10	17	0	10	x
13	74	Tommy HENRY	9	18	1	x	9
14	31	Colin CROFT	9	18	0	9	x
15	18	Vic ALLAN	8	19	1	x	8
16	43	Stephen DEGNAN	8	19	0	8	x
17	17	Alastair BAYLEY	7	20	1	7	x
18	54	Sam JOHNSON	7	20	0	5	2
19	127	Stephen CASEY	6	21	1	6	x
20	151	Scott MILLER	5	22	1	x	5
21	14	Rodney LITTLE	4	23	1	x	4
22	103	Richard DUNCAN	4	23	0	4	x
23	67	Gavin BROWN	3	24	1	x	3
24	22	Dario CECCONI	3	24	0	3	x
25	39	Jonathan GORMLEY	1	26	2	x	1
26	60	George SCOTT	1	26	0	1	x

Event Legend

#1 01/04/2016 JFM HAULAGE MID-ANTRIM 150

#2 22/04/2016 AROUND A POUND TANDRAGEE 100