

Around A Pound

TANDRAGEE 100

Friday 22nd & Saturday 23rd April 2016

promoted by North Armagh MC & CC

www.tandragee100.co.uk

CITY AUTOS MOTO 3 (125cc GP)

&



SUPERSPORT 400

&



MOTO 450



2&4
WHEEL MOTORSPORT
STEERING GROUP LTD

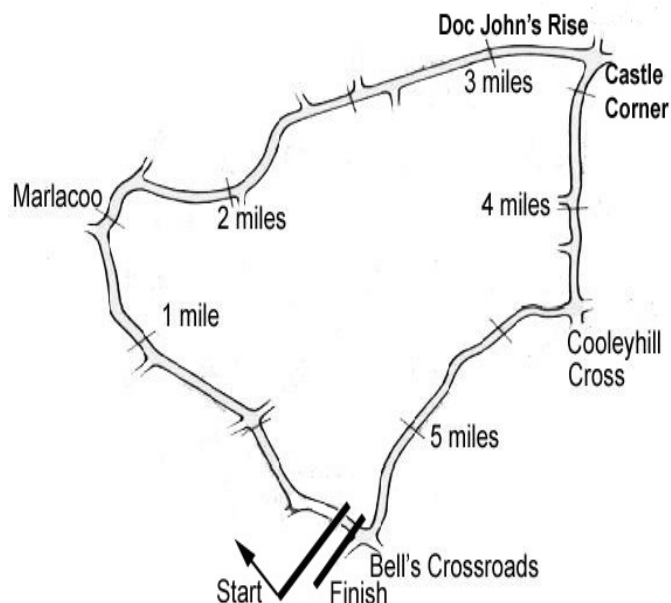


Armagh City
Banbridge
& Craigavon
Borough Council



tourism
northernireland

Tandragee Circuit 5.34375 miles



LAP RECORDS

Class	Rider	Machine	m s	mph	Year
125cc	Robert Dunlop	Honda	3 19.38	96.487	1999
Moto 3	to be established				
Moto 450	Ryan Farquhar	Kawasaki 450	3 21.613	95.418	2014
250cc	Phillip McCallen	Honda	3 10.0	101.25	1991
Supersport 400	Dave Leach	Yamaha	3 20.0	96.19	1995
Supertwin	Adrian Archibald	Kawasaki	3 10.196	101.146	2011
Supersport	Michael Dunlop	Yamaha	2 57.522	108.367	2011
Superbike	Michael Dunlop	Kawasaki	2 56.012	109.297	2011
Senior Support	James Kelly	Honda 600	3 13.835	99.247	2013
Junior Support	Derek Costello	Kawasaki 650	3 20.827	95.791	2014
Classic 1000cc	Stewart Parkhill	BSA 750	3 29.69	91.74	1996
Classic 500cc	Bob Jackson	Norton	3 27.03	92.921	1998
Classic 350cc	Colin Rodgers	Honda	3 38.59	88.007	1999
Classic 250cc	Gary Long	Suzuki	3 42.23	86.566	1997
Forgotten Era	Des Butler		4 02.594	79.299	2015

MOST WINS at TANDRAGEE 100

Joey Dunlop	18	1971-00	(125-3, 200 HC-1, 250-2, 350-3, 500-1, SSP-1, SBK-7)
Ryan Farquhar	17	1996-15	(450-4, STWN-3, SSP-2, SBK-5, SJUN-1, C500-2)
Brian Reid	14	1980-94	(125-1, 250-3, 350-4, 500-1, SSP-3, SBK-2)
Michael Dunlop	11	2006-13	(125-1, 250-2, SSP-3, SBK-4, SJUN-1)
Ray McCullough	10	1971-82	(250-7, 350-2, 500-1)
Phillip McCallen	9	1988-99	(125-1, 250-3, SSP-1, SBK-4)
Sam McClements	8	1981-89	(SBK-5, C500-3)
William Dunlop	8	2008-15	(125-1, 250-4, SSP-2, SBK-1)
Robert Dunlop	7	1985-06	(125-7)

MOST WINS AT ALL IRISH ROAD RACE MEETINGS (after Mid-Antrim 150 2016)

Ryan Farquhar	208	1995-16
Joey Dunlop	156	1971-00
Robert Dunlop	135	1980-08
William Dunlop	112	2005-15
Ray McCullough	109	1960-82
Phillip McCallen	109	1987-99
Michael Dunlop	92	2006-15
Brian Reid	78	1980-94
Darran Lindsay	74	1999-06
James Courtney	66	1992-99

AROUND A POUND TANDRAGEE 100

MOTO 3 & SUPERSPORT 400 & MOTO 450

Qualifying

Friday, 22 April 2016

City Autos Moto 3 (125GP)



Pos	Class	No	Name	Machine / Sponsor	Time	Best Lap Behind	Speed	On	Total Laps
1	125R	86	Nigel MOORE	Honda 125	3:27.355	6.358	92.776	4	5
2	125R	18	Paul ROBINSON	Aprilia 125 - CB Racing	3:27.942	0.587	92.514	4	5
3	125R	156	Adam McLEAN	Honda 125 - Mark Hanna Racing	3:27.958	0.603	92.507	5	5
4	125R	2	Sam WILSON	Honda 125 - Joey's Bar MCC	3:29.373	2.018	91.881	5	5
5	125R	22	Paul JORDAN	Honda 125 - Paul Jordan Racing	3:29.387	2.032	91.875	4	5
6	125R	109	Neil KERNOHAN	Honda 125 - Logan Racing	3:32.599	5.244	90.487	5	5
7	125R	5	Gary DUNLOP	Honda 125 - Joey's Bar MCC	3:36.138	8.783	89.006	5	5
8	125R	74	Jamie O'BRIEN	Honda 125 - Peter Simpson Construction	3:39.632	12.277	87.590	5	5
9	125R	11	Callum LAIDLAW	Honda 125 - AWT	3:44.526	17.171	85.681	5	5
10	125R	8	Derek CLARK	Honda 125 - Clark Racing	3:47.688	20.333	84.491	5	5
11	125R	7	Sarah BOYES	Honda 125	3:52.622	25.267	82.699	5	5
12	125R	79	John McALLISTER	Honda 125 - PBS	3:56.960	29.605	81.185	5	5
13	125R	15	Peter McKILLIP	Honda 125	4:13.427	46.072	75.909	4	4

Groucho's Supersport 400


Pos	Class	No	Name	Machine / Sponsor	Time	Best Lap Behind	Speed	On	Total Laps
1	400R	65	Michael SWEENEY	Yamaha 400	3:20.997		95.710	5	5
2	400R	97	Seamus ELLIOTT	Yamaha 400	3:23.385	2.388	94.587	5	5
3	400R	59	Darryl TWEED	Kawasaki 400 - M & D Racing	3:23.517	2.520	94.525	4	5
4	400R	23	Michal DOKOUPIL	Yamaha 400 - R T & E Racing	3:26.062	5.065	93.358	5	5
5	400R	316	Stephen MORRISON	Kawasaki 400 - NAB Racing	3:27.025	6.028	92.924	5	5
6	400R	51	Scott MILLER	Kawasaki 400	3:29.608	8.611	91.778	2	5
7	400R	95	Robert GORDON	Kawasaki 400	3:30.417	9.420	91.426	5	5
8	400R	333	Warren REEVE	Yamaha 400 - Flexi Patch	3:30.801	9.804	91.259	5	5
9	400R	67	Gavin BROWN	Honda 400 - PBR	3:32.617	11.620	90.480	3	5
10	400R	28	Paul GARTLAND	Yamaha 400 - Shay D Racing	3:33.208	12.211	90.229	5	5
11	400R	33	David HOWARD (S)	Kawasaki 400	3:38.115	17.118	88.199	2	5
12	400R	177	Mark SHIELS	Kawasaki 400 - MSR	3:39.370	18.373	87.694	5	5
13	400R	70	Brendan MERRIGAN	Honda 400 - Specials	3:41.362	20.365	86.905	3	5
14	400R	12	Richard FORD	Kawasaki 400	3:41.425	20.428	86.880	5	5
15	400R	53	Veronika HANKOCYOVA	Kawasaki 400 - R T & E Racing	3:43.142	22.145	86.212	5	5
16	400R	24	Graham KENNEDY	Honda 400	3:43.628	22.631	86.025	3	5
17	400R	56	Adrian LOGUE	Kawasaki 400	3:44.413	23.416	85.724	4	4
18	400R	42	Brian LOUGHLIN	Kawasaki 400	3:45.093	24.096	85.465	5	5
19	400R	131	Robert CAIRNS	Kawasaki 400	3:45.622	24.625	85.264	3	3
20	400R	96	Stephen CARR	Kawasaki 400	3:50.835	29.838	83.339	3	4
21	400R	40	Michael HOEY	Honda 400	3:51.142	30.145	83.228	3	5
22	400R	57	Yvonne MONTGOMERY	Kawasaki 400	3:51.602	30.605	83.063	5	5
23	400R	82	William McELROY	Kawasaki 400	3:52.022	31.025	82.912	5	5
24	400R	142	Stuart RAYNER	Kawasaki 400	7:07.001	3:46.004	45.053	1	1

Portadown Recycling Moto 450

Pos	Class	No	Name	Machine / Sponsor	Time	Best Lap Behind	Speed	On	Total Laps
1	M450	77	Ryan FARQUHAR	Kawasaki 450 - SGS / KMR	3:21.375		95.531	5	5
2	M450	171	Dave WALSH	KTM 450 - DRW Racing	3:43.955	22.580	85.899	4	5

Provisional result to be confirmed by the Stewards of the Meeting subject to completion of technical inspections & the time limit for protests

Page 1 / 1

Circuit	Tandragee	Signed		Organising Club	North Armagh MC&CC
Length(miles)	5.3438 Lap 1 (5.2368)	Chief Timekeeper		Qualifying Started	18:10
Weather	Cloudy	Issued At: 18:42			
Track	Dry				



AROUND A POUND TANDRAGEE 100

MOTO 3 & SUPERSPORT 400 & MOTO 450

Qualifying

Friday, 22 April 2016

DETAILED RESULT



Qualifying Classification

Position

1 86 Nigel MOORE

125R Behind 6.358

Best Time **3:27.355** Best Speed **92.776** On 4 Gp

Lap	Elapsed Time	Lap Time	Lap Speed
1	18:16:52.282	6:38.658	47.289
2	18:20:25.847	3:33.565	90.078
3	18:23:55.051	3:29.204	91.956
4	18:27:22.406	3:27.355	92.776
5	18:30:51.404	3:28.998	92.046

2 18 Paul ROBINSON

125R Behind 0.587

Best Time **3:27.942** Best Speed **92.514** On 4 Gp

Lap	Elapsed Time	Lap Time	Lap Speed
1	18:16:38.154	6:24.530	49.027
2	18:20:10.192	3:32.038	90.727
3	18:23:51.623	3:41.431	86.878
4	18:27:19.565	3:27.942	92.514
5	18:30:57.073	3:37.508	88.445

3 156 Adam McLEAN

125R Behind 0.603

Best Time **3:27.958** Best Speed **92.507** On 5 Gp

Lap	Elapsed Time	Lap Time	Lap Speed
1	18:16:35.265	6:21.641	49.398
2	18:20:09.664	3:34.399	89.728
3	18:23:42.454	3:32.790	90.406
4	18:27:12.342	3:29.888	91.656
5	18:30:40.300	3:27.958	92.507

4 2 Sam WILSON

125R Behind 2.018

Best Time **3:29.373** Best Speed **91.881** On 5 Gp

Lap	Elapsed Time	Lap Time	Lap Speed
1	18:17:24.309	7:10.685	43.773
2	18:20:57.886	3:33.577	90.073
3	18:24:28.224	3:30.338	91.460
4	18:27:58.054	3:29.830	91.681
5	18:31:27.427	3:29.373	91.881

Qualifying Classification

Position

5 22 Paul JORDAN

125R Behind 2.032

Best Time **3:29.387** Best Speed **91.875** On 4 Gp

Lap	Elapsed Time	Lap Time	Lap Speed
1	18:17:32.215	7:18.591	42.984
2	18:21:07.040	3:34.825	89.550
3	18:24:38.541	3:31.501	90.957
4	18:28:07.928	3:29.387	91.875
5	18:31:37.371	3:29.443	91.851

6 109 Neil KERNOHAN

125R Behind 5.244

Best Time **3:32.599** Best Speed **90.487** On 5 Gp

Lap	Elapsed Time	Lap Time	Lap Speed
1	18:17:35.148	7:21.524	42.698
2	18:21:14.225	3:39.077	87.812
3	18:24:52.373	3:38.148	88.186
4	18:28:29.042	3:36.669	88.788
5	18:32:01.641	3:32.599	90.487

7 5 Gary DUNLOP

125R Behind 8.783

Best Time **3:36.138** Best Speed **89.006** On 5 Gp

Lap	Elapsed Time	Lap Time	Lap Speed
1	18:17:34.483	7:20.859	42.763
2	18:21:12.813	3:38.330	88.112
3	18:24:50.165	3:37.352	88.509
4	18:28:49.862	3:59.697	80.258
5	18:32:26.000	3:36.138	89.006

8 74 Jamie O'BRIEN

125R Behind 12.277

Best Time **3:39.632** Best Speed **87.590** On 5 Gp

Lap	Elapsed Time	Lap Time	Lap Speed
1	18:16:48.677	6:35.053	47.721
2	18:20:29.668	3:40.991	87.051
3	18:24:11.830	3:42.162	86.592
4	18:27:53.244	3:41.414	86.885
5	18:31:32.876	3:39.632	87.590

AROUND A POUND TANDRAGEE 100

MOTO 3 & SUPERSPORT 400 & MOTO 450

Qualifying

Friday, 22 April 2016

DETAILED RESULT



Qualifying Classification

Position

9 11 Callum LAIDLAW

125R Behind 17.171

Best Time **3:44.526** Best Speed **85.681** On 5 Gp

Lap	Elapsed Time	Lap Time	Lap Speed
1	18:17:35.980	7:22.356	42.618
2	18:21:24.789	3:48.809	84.077
3	18:25:12.642	3:47.853	84.429
4	18:28:59.619	3:46.977	84.755
5	18:32:44.145	3:44.526	85.681

Qualifying Classification

Position

13 15 Peter McKILLOP

125R Behind 46.072

Best Time **4:13.427** Best Speed **75.909** On 4 Gp

Lap	Elapsed Time	Lap Time	Lap Speed
1	18:17:34.973	7:21.349	42.715
2	18:21:51.176	4:16.203	75.087
3	18:26:04.858	4:13.682	75.833
4	18:30:18.285	4:13.427	75.909

10 8 Derek CLARK

125R Behind 20.333

Best Time **3:47.688** Best Speed **84.491** On 5 Gp

Lap	Elapsed Time	Lap Time	Lap Speed
1	18:17:21.002	7:07.378	44.112
2	18:21:15.000	3:53.998	82.212
3	18:25:03.694	3:48.694	84.119
4	18:28:53.720	3:50.026	83.632
5	18:32:41.408	3:47.688	84.491

11 7 Sarah BOYES

125R Behind 25.267

Best Time **3:52.622** Best Speed **82.699** On 5 Gp

Lap	Elapsed Time	Lap Time	Lap Speed
1	18:17:11.203	6:57.579	45.147
2	18:21:10.777	3:59.574	80.299
3	18:25:08.851	3:58.074	80.805
4	18:29:02.767	3:53.916	82.241
5	18:32:55.389	3:52.622	82.699

12 79 John McALLISTER

125R Behind 29.605

Best Time **3:56.960** Best Speed **81.185** On 5 Gp

Lap	Elapsed Time	Lap Time	Lap Speed
1	18:17:44.327	7:30.703	41.829
2	18:21:48.595	4:04.268	78.756
3	18:25:47.927	3:59.332	80.380
4	18:29:46.362	3:58.435	80.682
5	18:33:43.322	3:56.960	81.185

AROUND A POUND TANDRAGEE 100

MOTO 3 & SUPERSPORT 400 & MOTO 450

Qualifying

Friday, 22 April 2016

DETAILED RESULT



Qualifying Classification

Position

1 65 Michael SWEENEY

400R Behind

Best Time **3:20.997** Best Speed **95.710** On **5** Gp

Lap	Elapsed Time	Lap Time	Lap Speed
1	18:16:32.582	6:18.958	49.748
2	18:20:01.994	3:29.412	91.864
3	18:23:27.165	3:25.171	93.763
4	18:26:53.955	3:26.790	93.029
5	18:30:14.952	3:20.997	95.710

2 97 Seamus ELLIOTT

400R Behind **2.388**

Best Time **3:23.385** Best Speed **94.587** On **5** Gp

Lap	Elapsed Time	Lap Time	Lap Speed
1	18:16:30.690	6:17.066	49.997
2	18:20:03.397	3:32.707	90.441
3	18:23:32.548	3:29.151	91.979
4	18:26:58.147	3:25.599	93.568
5	18:30:21.532	3:23.385	94.587

3 59 Darryl TWEED

400R Behind **2.520**

Best Time **3:23.517** Best Speed **94.525** On **4** Gp

Lap	Elapsed Time	Lap Time	Lap Speed
1	18:16:36.782	6:23.158	49.202
2	18:20:07.197	3:30.415	91.426
3	18:23:33.283	3:26.086	93.347
4	18:26:56.800	3:23.517	94.525
5	18:30:21.288	3:24.488	94.076

4 23 Michal DOKOUPIL

400R Behind **5.065**

Best Time **3:26.062** Best Speed **93.358** On **5** Gp

Lap	Elapsed Time	Lap Time	Lap Speed
1	18:16:55.708	6:42.084	46.886
2	18:20:30.439	3:34.731	89.589
3	18:23:59.006	3:28.567	92.237
4	18:27:27.340	3:28.334	92.340
5	18:30:53.402	3:26.062	93.358

Qualifying Classification

Position

5 316 Stephen MORRISON

400R Behind **6.028**

Best Time **3:27.025** Best Speed **92.924** On **5** Gp

Lap	Elapsed Time	Lap Time	Lap Speed
1	18:16:23.773	6:10.149	50.932
2	18:19:55.109	3:31.336	91.028
3	18:23:26.577	3:31.468	90.971
4	18:26:56.061	3:29.484	91.833
5	18:30:23.086	3:27.025	92.924

6 51 Scott MILLER

400R Behind **8.611**

Best Time **3:29.608** Best Speed **91.778** On **2** Gp

Lap	Elapsed Time	Lap Time	Lap Speed
1	18:16:41.888	6:28.264	48.555
2	18:20:11.496	3:29.608	91.778
3	18:23:41.918	3:30.422	91.423
4	18:27:14.868	3:32.950	90.338
5	18:30:47.148	3:32.280	90.623

7 95 Robert GORDON

400R Behind **9.420**

Best Time **3:30.417** Best Speed **91.426** On **5** Gp

Lap	Elapsed Time	Lap Time	Lap Speed
1	18:16:37.452	6:23.828	49.117
2	18:20:11.958	3:34.506	89.683
3	18:23:43.295	3:31.337	91.028
4	18:27:17.137	3:33.842	89.961
5	18:30:47.554	3:30.417	91.426

8 333 Warren REEVE

400R Behind **9.804**

Best Time **3:30.801** Best Speed **91.259** On **5** Gp

Lap	Elapsed Time	Lap Time	Lap Speed
1	18:16:30.023	6:16.399	50.086
2	18:20:07.060	3:37.037	88.637
3	18:23:41.651	3:34.591	89.647
4	18:27:14.512	3:32.861	90.376
5	18:30:45.313	3:30.801	91.259

AROUND A POUND TANDRAGEE 100

MOTO 3 & SUPERSPORT 400 & MOTO 450

Qualifying

Friday, 22 April 2016

DETAILED RESULT



Qualifying Classification

Position

9 67 Gavin BROWN

400R Behind 11.620

Best Time **3:32.617** Best Speed **90.480** On 3 Gp

Lap	Elapsed Time	Lap Time	Lap Speed
1	18:16:23.231	6:09.607	51.006
2	18:19:56.867	3:33.636	90.048
3	18:23:29.484	3:32.617	90.480
4	18:27:03.463	3:33.979	89.904
5	18:30:37.686	3:34.223	89.801

Qualifying Classification

Position

13 70 Brendan MERRIGAN

400R Behind 20.365

Best Time **3:41.362** Best Speed **86.905** On 3 Gp

Lap	Elapsed Time	Lap Time	Lap Speed
1	18:17:20.312	7:06.688	44.183
2	18:21:07.733	3:47.421	84.590
3	18:24:49.095	3:41.362	86.905
4	18:28:32.504	3:43.409	86.109
5	18:32:19.703	3:47.199	84.672

10 28 Paul GARTLAND

400R Behind 12.211

Best Time **3:33.208** Best Speed **90.229** On 5 Gp

Lap	Elapsed Time	Lap Time	Lap Speed
1	18:16:25.648	6:12.024	50.675
2	18:20:02.755	3:37.107	88.608
3	18:23:38.432	3:35.677	89.196
4	18:27:13.353	3:34.921	89.510
5	18:30:46.561	3:33.208	90.229

14 12 Richard FORD

400R Behind 20.428

Best Time **3:41.425** Best Speed **86.880** On 5 Gp

Lap	Elapsed Time	Lap Time	Lap Speed
1	18:17:25.898	7:12.274	43.612
2	18:21:13.980	3:48.082	84.345
3	18:24:59.162	3:45.182	85.431
4	18:28:41.237	3:42.075	86.626
5	18:32:22.662	3:41.425	86.880

11 33 David HOWARD (S)

400R Behind 17.118

Best Time **3:38.115** Best Speed **88.199** On 2 Gp

Lap	Elapsed Time	Lap Time	Lap Speed
1	18:16:42.851	6:29.227	48.435
2	18:20:20.966	3:38.115	88.199
3	18:24:17.111	3:56.145	81.465
4	18:28:27.343	4:10.232	76.879
5	18:32:31.319	4:03.976	78.850

15 53 Veronika HANKOCYOVA

400R Behind 22.145

Best Time **3:43.142** Best Speed **86.212** On 5 Gp

Lap	Elapsed Time	Lap Time	Lap Speed
1	18:17:17.952	7:04.328	44.429
2	18:21:09.133	3:51.181	83.214
3	18:24:52.499	3:43.366	86.125
4	18:28:37.069	3:44.570	85.664
5	18:32:20.211	3:43.142	86.212

12 177 Mark SHIELS

400R Behind 18.373

Best Time **3:39.370** Best Speed **87.694** On 5 Gp

Lap	Elapsed Time	Lap Time	Lap Speed
1	18:17:26.435	7:12.811	43.558
2	18:21:10.131	3:43.696	85.998
3	18:24:49.813	3:39.682	87.570
4	18:28:33.030	3:43.217	86.183
5	18:32:12.400	3:39.370	87.694

16 24 Graham KENNEDY

400R Behind 22.631

Best Time **3:43.628** Best Speed **86.025** On 3 Gp

Lap	Elapsed Time	Lap Time	Lap Speed
1	18:17:18.223	7:04.599	44.400
2	18:21:06.818	3:48.595	84.155
3	18:24:50.446	3:43.628	86.025
4	18:28:35.349	3:44.903	85.537
5	18:32:19.739	3:44.390	85.732

AROUND A POUND TANDRAGEE 100

MOTO 3 & SUPERSPORT 400 & MOTO 450

Qualifying

Friday, 22 April 2016

DETAILED RESULT



Qualifying Classification

Position

17 56 Adrian LOGUE

400R Behind 23.416

Best Time **3:44.413** Best Speed **85.724** On 4 Gp

Lap	Elapsed Time	Lap Time	Lap Speed
1	18:16:34.948	6:21.324	49.439
2	18:20:19.797	3:44.849	85.557
3	18:24:05.617	3:45.820	85.190
4	18:27:50.030	3:44.413	85.724

18 42 Brian LOUGHLIN

400R Behind 24.096

Best Time **3:45.093** Best Speed **85.465** On 5 Gp

Lap	Elapsed Time	Lap Time	Lap Speed
1	18:16:48.081	6:34.457	47.793
2	18:21:02.107	4:14.026	75.730
3	18:24:48.030	3:45.923	85.151
4	18:28:35.932	3:47.902	84.411
5	18:32:21.025	3:45.093	85.465

19 131 Robert CAIRNS

400R Behind 24.625

Best Time **3:45.622** Best Speed **85.264** On 3 Gp

Lap	Elapsed Time	Lap Time	Lap Speed
1	18:16:50.945	6:37.321	47.449
2	18:20:38.012	3:47.067	84.722
3	18:24:23.634	3:45.622	85.264

20 96 Stephen CARR

400R Behind 29.838

Best Time **3:50.835** Best Speed **83.339** On 3 Gp

Lap	Elapsed Time	Lap Time	Lap Speed
1	18:17:33.944	7:20.320	42.815
2	18:21:27.591	3:53.647	82.336
3	18:25:18.426	3:50.835	83.339
4	18:29:12.607	3:54.181	82.148

21 40 Michael HOEY

400R Behind 30.145

Best Time **3:51.142** Best Speed **83.228** On 3 Gp

Lap	Elapsed Time	Lap Time	Lap Speed
1	18:17:37.709	7:24.085	42.452
2	18:21:35.772	3:58.063	80.808
3	18:25:26.914	3:51.142	83.228
4	18:29:18.159	3:51.245	83.191
5	18:33:09.328	3:51.169	83.218

Qualifying Classification

Position

22 57 Yvonne MONTGOMERY

400R Behind 30.605

Best Time **3:51.602** Best Speed **83.063** On 5 Gp

Lap	Elapsed Time	Lap Time	Lap Speed
1	18:17:19.040	7:05.416	44.315
2	18:21:15.659	3:56.619	81.302
3	18:25:10.927	3:55.268	81.768
4	18:29:03.175	3:52.248	82.832
5	18:32:54.777	3:51.602	83.063

23 82 William McELROY

400R Behind 31.025

Best Time **3:52.022** Best Speed **82.912** On 5 Gp

Lap	Elapsed Time	Lap Time	Lap Speed
1	18:17:36.895	7:23.271	42.530
2	18:21:37.597	4:00.702	79.922
3	18:25:33.626	3:56.029	81.505
4	18:29:29.769	3:56.143	81.465
5	18:33:21.791	3:52.022	82.912

24 142 Stuart RAYNER

400R Behind 3:46.004

Best Time **7:07.001** Best Speed **45.053** On 1 Gp

Lap	Elapsed Time	Lap Time	Lap Speed
1	18:17:20.625	7:07.001	44.150

AROUND A POUND TANDRAGEE 100

MOTO 3 & SUPERSPORT 400 & MOTO 450

Qualifying

Friday, 22 April 2016

DETAILED RESULT



Qualifying Classification

Position

1 77 Ryan FARQUHAR

M450

Behind

Best Time **3:21.375** Best Speed **95.531** On **5** Gp

Lap	Elapsed Time	Lap Time	Lap Speed
1	18:16:45.275	6:31.651	48.135
2	18:20:08.168	3:22.893	94.816
3	18:23:31.642	3:23.474	94.545
4	18:26:53.627	3:21.985	95.242
5	18:30:15.002	3:21.375	95.531

2 171 Dave WALSH

M450

Behind

22.580

Best Time **3:43.955** Best Speed **85.899** On **4** Gp

Lap	Elapsed Time	Lap Time	Lap Speed
1	18:16:53.374	6:39.750	47.160
2	18:20:41.424	3:48.050	84.357
3	18:24:25.763	3:44.339	85.752
4	18:28:09.718	3:43.955	85.899
5	18:31:54.097	3:44.379	85.737

AROUND A POUND TANDRAGEE 100

MOTO 3 / SUPERSPORT 400 / MOTO 450

Tandragee 5.344 miles

R7: City Autos Moto 3 / Groucho's SS400 / Portadown Recycling Moto 450/04/2016 15:30

Race (5 Laps)

RACE 7 - MOTO 3 / 400 / 450
Page 1 of 2

14

13

12

11

10

9

8

7

6

5

4

3

2

1

	A	B	C
	4		
	A	B	C
	7	79	15
	A	B	C
	11	8	
	A	B	C
	109	5	74
	A	B	C
	2	22	
	A	B	C
	86	18	156
	A	B	C
	28	33	177
	A	B	C
	333	67	
	A	B	C
	316	51	95
	A	B	C
	59	23	
	A	B	C
	65	77	97
	A	B	C

POLE POSITION



Promoted by North Armagh MC & CC

Orbits

Provisional result to be confirmed by the Stewards of the Meeting subject to the completion of technical inspections and the time limit for protests.

MCUI (Ulster Centre) Timing @ www.elaps-timing.com



Ride on
Delta
Seven

AROUND A POUND TANDRAGEE 100

MOTO 3 / SUPERSPORT 400 / MOTO 450

Tandragee 5.344 miles


R7: City Autos Moto 3 / Groucho's SS400 / Portadown Recycling Moto 450/04/2016 15:30

Race (5 Laps)

RACE 7 - MOTO 3 / 400 / 450

Page 2 of 2

19	57 A	82 B	142 C
18	96 A	40 B	
17	56 A	42 B	131 C
16	24 A	171 B	
15	70 A	12 B	53 C



Promoted by North Armagh MC & CC

Orbits

Provisional result to be confirmed by the Stewards of the Meeting subject to the completion of technical inspections and the time limit for protests.

MCUI (Ulster Centre) Timing @ www.elaps-timing.com



Ride on
Delta
Seven

AROUND A POUND TANDRAGEE 100

MOTO 3 & SUPERSPORT 400 & MOTO 450 Race 7 - Moto 3, Supersport 400 & Moto 450 Saturday, 23 April 2016



City Autos Moto 3 (125GP)

Pos	Class	No	Name	Machine / Sponsor	Gp	Lap	Total Time	Behind	Speed	-----Best Lap-----		
										Time	Speed	On
Race Classification												
1	125R	2	Sam WILSON	Honda 125 - Joey's Bar MCC	b	5	17:03.535		93.599	3:23.531	94.519	3
2	125R	156	Adam McLEAN	Honda 125 - Mark Hanna Racing	b	5	17:06.060	2.525	93.369	3:22.878	94.823	4
3	125R	18	Paul ROBINSON	Honda 125	b	5	17:06.401	2.866	93.338	3:23.779	94.404	4
4	125R	86	Nigel MOORE	Honda 125	b	5	17:07.586	4.051	93.230	3:24.024	94.290	4
5	125R	6	Derek McGEE	Honda 125 - Joey's Bar MCC	b	5	17:26.231	22.696	91.569	3:26.461	93.177	4
6	125R	5	Gary DUNLOP	Honda 125 - Joey's Bar MCC	b	5	17:26.258	22.723	91.567	3:27.011	92.930	4
7	125R	74	Jamie O'BRIEN	Honda 125 - Peter Simpson Construction	b	5	18:08.938	1:05.403	87.978	3:37.345	88.511	2
8	125R	8	Derek CLARK	Honda 125 - Clark Racing	b	5	18:29.652	1:26.117	86.335	3:38.665	87.977	5
9	125R	11	Callum LAIDLAW	Honda 125	b	5	18:29.977	1:26.442	86.310	3:40.730	87.154	5
10	125R	7	Sarah BOYES	Honda 125	b	5	18:51.407	1:47.872	84.675	3:45.926	85.150	2
11	125R	79	John McALLISTER	Honda 125 - PBS	b	5	20:03.500	2:59.965	79.603	3:57.911	80.860	4

Fastest Lap

125R	156	Adam McLEAN	Honda 125 - Mark Hanna Racing	3:22.878	94.823	4
------	-----	-------------	-------------------------------	----------	--------	---

Not Classified

DNF	125R	15	Peter McKILLOP	Honda 125	b	1	4:01.828		77.957	4:36.058	68.291	1
-----	------	----	----------------	-----------	---	---	----------	--	--------	----------	--------	---

Groucho's Supersport 400

Pos	Class	No	Name	Machine / Sponsor	Gp	Lap	Total Time	Behind	Speed	-----Best Lap-----		
										Time	Speed	On
Race Classification												
1	400R	23	Michal DOKOUPIL	Yamaha 400 - R T & E Racing	a	5	16:37.561		96.037	3:18.815	96.761	5
2	400R	97	Seamus ELLIOTT	Yamaha 400	a	5	16:45.118	7.557	95.314	3:18.450	96.939	5
3	400R	59	Darryl TWEED	Kawasaki 400 - M & D Racing	a	5	16:45.288	7.727	95.298	3:18.440	96.944	5
4	400R	65	Michael SWEENEY	Yamaha 400	a	5	16:45.360	7.799	95.292	3:18.250	97.037	5
5	400R	51	Scott MILLER	Kawasaki 400	a	5	17:27.733	50.172	91.438	3:27.346	92.780	5
6	400R	333	Warren REEVE	Yamaha 400 - Flexi Patch	a	5	17:28.107	50.546	91.405	3:27.387	92.761	5
7	400R	95	Robert GORDON	Kawasaki 400	a	5	17:39.847	1:02.286	90.393	3:30.467	91.404	3
8	400R	28	Paul GARTLAND	Yamaha 400 - Shay D Racing	a	5	17:41.346	1:03.785	90.265	3:28.296	92.357	5
9	400R	177	Mark SHIELS	Kawasaki 400 - MSR	a	5	17:44.047	1:06.486	90.036	3:30.481	91.398	5
10	400R	33	David HOWARD (S)	Kawasaki 400	a	5	17:55.639	1:18.078	89.065	3:30.009	91.603	3
11	400R	67	Gavin BROWN	Honda 400 - PBR	a	5	18:02.390	1:24.829	88.510	3:34.273	89.780	4
12	400R	53	Veronika HANKOCYOVA	Kawasaki 400 - R T & E Racing	c	5	18:06.281	1:28.720	88.193	3:34.822	89.551	5
13	400R	12	Richard FORD	Kawasaki 400	c	5	18:13.588	1:36.027	87.604	3:34.979	89.485	5
14	400R	70	Brendan MERRIGAN	Honda 400 - Specials	c	5	18:15.349	1:37.788	87.463	3:36.283	88.946	5
15	400R	42	Brian LOUGHLIN	Kawasaki 400	c	5	18:21.242	1:43.681	86.995	3:38.091	88.209	3
16	400R	40	Michael HOEY	Honda 400	c	5	19:01.730	2:24.169	83.910	3:45.889	85.164	5
17	400R	57	Yvonne MONTGOMERY	Kawasaki 400	c	5	19:10.546	2:32.985	83.267	3:45.856	85.176	5
18	400R	96	Stephen CARR	Kawasaki 400	c	5	19:13.321	2:35.760	83.066	3:46.268	85.021	5
19	400R	56	Adrian LOGUE	Kawasaki 400	c	4	15:35.757	1 Lap	81.821	3:50.724	83.379	3
20	400R	82	William McELROY	Kawasaki 400	c	4	15:36.115	0.358	81.790	3:51.811	82.988	3
21	400R	142	Stuart RAYNER	Kawasaki 400	c	4	15:54.719	18.962	80.196	3:55.688	81.623	2

Fastest Lap / New Lap Record 97.037 mph (Previously 96.188 mph)

400R	65	Michael SWEENEY	Yamaha 400	3:18.250	97.037	5
------	----	-----------------	------------	----------	--------	---


Portadown Recycling Moto 450

Pos	Class	No	Name	Machine / Sponsor	Gp	Lap	Total Time	Behind	Speed	-----Best Lap-----		
										Time	Speed	On
Race Classification												
1	M450	77	Ryan FARQUHAR	Kawasaki 450 - SGS / KMR	a	5	16:37.767		96.017	3:18.618	96.857	5
2	M450	171	Dave WALSH	KTM 450 - DRW Racing	c	5	18:23.857	1:46.090	86.789	3:39.015	87.836	3

Fastest Lap / New Lap Record 96.857 mph (Previously 95.418 mph)

M450	77	Ryan FARQUHAR	Kawasaki 450 - SGS / KMR	3:18.618	96.857	5
------	----	---------------	--------------------------	----------	--------	---

Provisional result to be confirmed by the Stewards of the Meeting subject to completion of technical inspections & the time limit for protests

Circuit	Tandragee	Signed		Organising Club	North Armagh MC&CC
Length(miles)	5.3438	Lap 1 (5.2368)	Chief Timekeeper	Race Started	15:17
Weather	Bright	Issued At:	15:42	Gp Time Diff - b	34.23 / c 65.16
Track	Dry				



AROUND A POUND TANDRAGEE 100

MOTO 3 & SUPERSPORT 400 & MOTO 450 Race 7 - Moto 3, Supersport 400 & Moto 450 Saturday, 23 April 2016 DETAILED RESULT



City Autos Moto 3 (125GP)

Race Classification

1 2 Sam WILSON

Total Time **17:03.535** Avg Speed **93.599** Behind
Best Time **3:23.531** Best Speed **94.519** On **3** Gp **b**

Lap	Elapsed Time	Lap Time	Lap Speed
1	3:26.407	3:26.407	91.336
2	6:51.106	3:24.699	93.979
3	10:14.637	3:23.531	94.519
4	13:38.679	3:24.042	94.282
5	17:03.535	3:24.856	93.907

2 156 Adam McLEAN

Total Time **17:06.060** Avg Speed **93.369** Behind **2.525**
Best Time **3:22.878** Best Speed **94.823** On **4** Gp **b**

Lap	Elapsed Time	Lap Time	Lap Speed
1	3:26.070	3:26.070	91.485
2	6:50.729	3:24.659	93.998
3	10:18.812	3:28.083	92.451
4	13:41.690	3:22.878	94.823
5	17:06.060	3:24.370	94.131

3 18 Paul ROBINSON

Total Time **17:06.401** Avg Speed **93.338** Behind **2.866**
Best Time **3:23.779** Best Speed **94.404** On **4** Gp **b**

Lap	Elapsed Time	Lap Time	Lap Speed
1	3:27.783	3:27.783	90.731
2	6:52.484	3:24.701	93.979
3	10:17.541	3:25.057	93.815
4	13:41.320	3:23.779	94.404
5	17:06.401	3:25.081	93.804

4 86 Nigel MOORE

Total Time **17:07.586** Avg Speed **93.230** Behind **4.051**
Best Time **3:24.024** Best Speed **94.290** On **4** Gp **b**

Lap	Elapsed Time	Lap Time	Lap Speed
1	3:26.734	3:26.734	91.191
2	6:51.691	3:24.957	93.861
3	10:17.838	3:26.147	93.319
4	13:41.862	3:24.024	94.290
5	17:07.586	3:25.724	93.511

City Autos Moto 3 (125GP)

Race Classification

5 6 Derek McGEE

Total Time **17:26.231** Avg Speed **91.569** Behind **22.696**
Best Time **3:26.461** Best Speed **93.177** On **4** Gp **b**

Lap	Elapsed Time	Lap Time	Lap Speed
1	3:35.207	3:35.207	87.601
2	7:04.400	3:29.193	91.961
3	10:32.226	3:27.826	92.565
4	13:58.687	3:26.461	93.177
5	17:26.231	3:27.544	92.691

6 5 Gary DUNLOP

Total Time **17:26.258** Avg Speed **91.567** Behind **22.723**
Best Time **3:27.011** Best Speed **92.930** On **4** Gp **b**

Lap	Elapsed Time	Lap Time	Lap Speed
1	3:34.012	3:34.012	88.090
2	7:04.729	3:30.717	91.295
3	10:32.163	3:27.434	92.740
4	13:59.174	3:27.011	92.930
5	17:26.258	3:27.084	92.897

7 74 Jamie O'BRIEN

Total Time **18:08.938** Avg Speed **87.978** Behind **1:05.403**
Best Time **3:37.345** Best Speed **88.511** On **2** Gp **b**

Lap	Elapsed Time	Lap Time	Lap Speed
1	3:36.299	3:36.299	87.159
2	7:13.644	3:37.345	88.511
3	10:52.526	3:38.882	87.890
4	14:30.354	3:37.828	88.315
5	18:08.938	3:38.584	88.010

8 8 Derek CLARK

Total Time **18:29.652** Avg Speed **86.335** Behind **1:26.117**
Best Time **3:38.665** Best Speed **87.977** On **5** Gp **b**

Lap	Elapsed Time	Lap Time	Lap Speed
1	3:40.449	3:40.449	85.518
2	7:23.977	3:43.528	86.063
3	11:07.655	3:43.678	86.005
4	14:50.987	3:43.332	86.139
5	18:29.652	3:38.665	87.977

AROUND A POUND TANDRAGEE 100

MOTO 3 & SUPERSPORT 400 & MOTO 450

Race 7 - Moto 3, Supersport 400 & Moto 450

Saturday, 23 April 2016

DETAILED RESULT



City Autos Moto 3 (125GP)

Race Classification

9 11 Callum LAIDLAW

Total Time **18:29.977** Avg Speed **86.310** Behind **1:26.442**

Best Time **3:40.730** Best Speed **87.154** On **5** Gp **b**

Lap	Elapsed Time	Lap Time	Lap Speed
1	3:44.616	3:44.616	83.931
2	7:26.414	3:41.798	86.734
3	11:08.194	3:41.780	86.741
4	14:49.247	3:41.053	87.027
5	18:29.977	3:40.730	87.154

10 7 Sarah BOYES

Total Time **18:51.407** Avg Speed **84.675** Behind **1:47.872**

Best Time **3:45.926** Best Speed **85.150** On **2** Gp **b**

Lap	Elapsed Time	Lap Time	Lap Speed
1	3:44.319	3:44.319	84.042
2	7:30.245	3:45.926	85.150
3	11:17.074	3:46.829	84.811
4	15:04.950	3:47.876	84.421
5	18:51.407	3:46.457	84.950

11 79 John McALLISTER

Total Time **20:03.500** Avg Speed **79.603** Behind **2:59.965**

Best Time **3:57.911** Best Speed **80.860** On **4** Gp **b**

Lap	Elapsed Time	Lap Time	Lap Speed
1	4:02.534	4:02.534	77.731
2	8:04.699	4:02.165	79.440
3	12:02.702	3:58.003	80.829
4	16:00.613	3:57.911	80.860
5	20:03.500	4:02.887	79.203

Not Classified

DNF 15 Peter McKILLOP

Total Time **4:01.828** Avg Speed **77.957** Behind

Best Time **4:36.058** Best Speed **68.291** On **1** Gp **b**

Lap	Elapsed Time	Lap Time	Lap Speed
1	4:01.828	4:01.828	77.957

AROUND A POUND TANDRAGEE 100

MOTO 3 & SUPERSPORT 400 & MOTO 450

Race 7 - Moto 3, Supersport 400 & Moto 450

Saturday, 23 April 2016

DETAILED RESULT



Groucho's Supersport 400

Race Classification

1 23 Michal DOKOUPIL

Total Time **16:37.561** Avg Speed **96.037** Behind
Best Time **3:18.815** Best Speed **96.761** On 5 Gp a

Lap	Elapsed Time	Lap Time	Lap Speed
1	3:20.859	3:20.859	93.858
2	6:41.012	3:20.153	96.114
3	9:59.843	3:18.831	96.753
4	13:18.746	3:18.903	96.718
5	16:37.561	3:18.815	96.761

2 97 Seamus ELLIOTT

Total Time **16:45.118** Avg Speed **95.314** Behind **7.557**
Best Time **3:18.450** Best Speed **96.939** On 5 Gp a

Lap	Elapsed Time	Lap Time	Lap Speed
1	3:24.197	3:24.197	92.324
2	6:43.772	3:19.575	96.392
3	10:03.531	3:19.759	96.304
4	13:26.668	3:23.137	94.702
5	16:45.118	3:18.450	96.939

3 59 Darryl TWEED

Total Time **16:45.288** Avg Speed **95.298** Behind **7.727**
Best Time **3:18.440** Best Speed **96.944** On 5 Gp a

Lap	Elapsed Time	Lap Time	Lap Speed
1	3:24.378	3:24.378	92.242
2	6:46.427	3:22.049	95.212
3	10:06.847	3:20.420	95.986
4	13:26.848	3:20.001	96.187
5	16:45.288	3:18.440	96.944

4 65 Michael SWEENEY

Total Time **16:45.360** Avg Speed **95.292** Behind **7.799**
Best Time **3:18.250** Best Speed **97.037** On 5 Gp a

Lap	Elapsed Time	Lap Time	Lap Speed
1	3:24.807	3:24.807	92.049
2	6:46.580	3:21.773	95.342
3	10:06.369	3:19.789	96.289
4	13:27.110	3:20.741	95.832
5	16:45.360	3:18.250	97.037

Groucho's Supersport 400

Race Classification

5 51 Scott MILLER

Total Time **17:27.733** Avg Speed **91.438** Behind **50.172**
Best Time **3:27.346** Best Speed **92.780** On 5 Gp a

Lap	Elapsed Time	Lap Time	Lap Speed
1	3:29.509	3:29.509	89.983
2	7:01.251	3:31.742	90.853
3	10:29.952	3:28.701	92.177
4	14:00.387	3:30.435	91.418
5	17:27.733	3:27.346	92.780

6 333 Warren REEVE

Total Time **17:28.107** Avg Speed **91.405** Behind **50.546**
Best Time **3:27.387** Best Speed **92.761** On 5 Gp a

Lap	Elapsed Time	Lap Time	Lap Speed
1	3:30.134	3:30.134	89.716
2	7:01.698	3:31.564	90.930
3	10:31.448	3:29.750	91.716
4	14:00.720	3:29.272	91.926
5	17:28.107	3:27.387	92.761

7 95 Robert GORDON

Total Time **17:39.847** Avg Speed **90.393** Behind **1:02.286**
Best Time **3:30.467** Best Speed **91.404** On 3 Gp a

Lap	Elapsed Time	Lap Time	Lap Speed
1	3:34.344	3:34.344	87.953
2	7:07.992	3:33.648	90.043
3	10:38.459	3:30.467	91.404
4	14:09.054	3:30.595	91.348
5	17:39.847	3:30.793	91.263

8 28 Paul GARTLAND

Total Time **17:41.346** Avg Speed **90.265** Behind **1:03.785**
Best Time **3:28.296** Best Speed **92.357** On 5 Gp a

Lap	Elapsed Time	Lap Time	Lap Speed
1	3:33.398	3:33.398	88.343
2	7:08.998	3:35.600	89.228
3	10:41.082	3:32.084	90.707
4	14:13.050	3:31.968	90.757
5	17:41.346	3:28.296	92.357

AROUND A POUND TANDRAGEE 100

MOTO 3 & SUPERSPORT 400 & MOTO 450

Race 7 - Moto 3, Supersport 400 & Moto 450

Saturday, 23 April 2016

DETAILED RESULT



Groucho's Supersport 400

Race Classification

9 177 Mark SHIELDS

Total Time **17:44.047** Avg Speed **90.036** Behind **1:06.486**
Best Time **3:30.481** Best Speed **91.398** On **5** Gp **a**

Lap	Elapsed Time	Lap Time	Lap Speed
1	3:36.730	3:36.730	86.985
2	7:10.631	3:33.901	89.936
3	10:41.546	3:30.915	91.210
4	14:13.566	3:32.020	90.734
5	17:44.047	3:30.481	91.398

Groucho's Supersport 400

Race Classification

13 12 Richard FORD

Total Time **18:13.588** Avg Speed **87.604** Behind **1:36.027**
Best Time **3:34.979** Best Speed **89.485** On **5** Gp **c**

Lap	Elapsed Time	Lap Time	Lap Speed
1	3:41.204	3:41.204	85.226
2	7:21.861	3:40.657	87.183
3	11:00.673	3:38.812	87.918
4	14:38.609	3:37.936	88.271
5	18:13.588	3:34.979	89.485

10 33 David HOWARD (S)

Total Time **17:55.639** Avg Speed **89.065** Behind **1:18.078**
Best Time **3:30.009** Best Speed **91.603** On **3** Gp **a**

Lap	Elapsed Time	Lap Time	Lap Speed
1	3:35.215	3:35.215	87.598
2	7:07.811	3:32.596	90.489
3	10:37.820	3:30.009	91.603
4	14:12.652	3:34.832	89.547
5	17:55.639	3:42.987	86.272

14 70 Brendan MERRIGAN

Total Time **18:15.349** Avg Speed **87.463** Behind **1:37.788**
Best Time **3:36.283** Best Speed **88.946** On **5** Gp **c**

Lap	Elapsed Time	Lap Time	Lap Speed
1	3:39.983	3:39.983	85.699
2	7:21.555	3:41.572	86.823
3	11:00.372	3:38.817	87.916
4	14:39.066	3:38.694	87.965
5	18:15.349	3:36.283	88.946

11 67 Gavin BROWN

Total Time **18:02.390** Avg Speed **88.510** Behind **1:24.829**
Best Time **3:34.273** Best Speed **89.780** On **4** Gp **a**

Lap	Elapsed Time	Lap Time	Lap Speed
1	3:39.956	3:39.956	85.709
2	7:16.377	3:36.421	88.889
3	10:53.619	3:37.242	88.553
4	14:27.892	3:34.273	89.780
5	18:02.390	3:34.498	89.686

15 42 Brian LOUGHLIN

Total Time **18:21.242** Avg Speed **86.995** Behind **1:43.681**
Best Time **3:38.091** Best Speed **88.209** On **3** Gp **c**

Lap	Elapsed Time	Lap Time	Lap Speed
1	3:41.935	3:41.935	84.945
2	7:23.564	3:41.629	86.800
3	11:01.655	3:38.091	88.209
4	14:40.140	3:38.485	88.050
5	18:21.242	3:41.102	87.007

12 53 Veronika HANKOCYOVA

Total Time **18:06.281** Avg Speed **88.193** Behind **1:28.720**
Best Time **3:34.822** Best Speed **89.551** On **5** Gp **c**

Lap	Elapsed Time	Lap Time	Lap Speed
1	3:36.764	3:36.764	86.972
2	7:18.454	3:41.690	86.777
3	10:53.614	3:35.160	89.410
4	14:31.459	3:37.845	88.308
5	18:06.281	3:34.822	89.551

16 40 Michael HOEY

Total Time **19:01.730** Avg Speed **83.910** Behind **2:24.169**
Best Time **3:45.889** Best Speed **85.164** On **5** Gp **c**

Lap	Elapsed Time	Lap Time	Lap Speed
1	3:46.031	3:46.031	83.406
2	7:36.589	3:50.558	83.439
3	11:27.393	3:50.804	83.350
4	15:15.841	3:48.448	84.210
5	19:01.730	3:45.889	85.164

AROUND A POUND TANDRAGEE 100

MOTO 3 & SUPERSPORT 400 & MOTO 450

Race 7 - Moto 3, Supersport 400 & Moto 450

Saturday, 23 April 2016

DETAILED RESULT



Groucho's Supersport 400

Race Classification

17 57 Yvonne MONTGOMERY

Total Time **19:10.546** Avg Speed **83.267** Behind **2:32.985**

Best Time **3:45.856** Best Speed **85.176** On **5** Gp **c**

Lap	Elapsed Time	Lap Time	Lap Speed
1	3:54.513	3:54.513	80.389
2	7:47.849	3:53.336	82.445
3	11:37.184	3:49.335	83.884
4	15:24.690	3:47.506	84.558
5	19:10.546	3:45.856	85.176

Groucho's Supersport 400

Race Classification

21 142 Stuart RAYNER

Total Time **15:54.719** Avg Speed **80.196** Behind **18.962**

Best Time **3:55.688** Best Speed **81.623** On **2** Gp **c**

Lap	Elapsed Time	Lap Time	Lap Speed
1	3:56.946	3:56.946	79.564
2	7:52.634	3:55.688	81.623
3	11:51.312	3:58.678	80.600
4	15:54.719	4:03.407	79.034

18 96 Stephen CARR

Total Time **19:13.321** Avg Speed **83.066** Behind **2:35.760**

Best Time **3:46.268** Best Speed **85.021** On **5** Gp **c**

Lap	Elapsed Time	Lap Time	Lap Speed
1	3:55.238	3:55.238	80.141
2	7:48.279	3:53.041	82.550
3	11:37.527	3:49.248	83.916
4	15:27.053	3:49.526	83.814
5	19:13.321	3:46.268	85.021

19 56 Adrian LOGUE

Total Time **15:35.757** Avg Speed **81.821** Behind **1 Lap**

Best Time **3:50.724** Best Speed **83.379** On **3** Gp **c**

Lap	Elapsed Time	Lap Time	Lap Speed
1	3:57.416	3:57.416	79.406
2	7:52.092	3:54.676	81.975
3	11:42.816	3:50.724	83.379
4	15:35.757	3:52.941	82.585

20 82 William McELROY

Total Time **15:36.115** Avg Speed **81.790** Behind **0.358**

Best Time **3:51.811** Best Speed **82.988** On **3** Gp **c**

Lap	Elapsed Time	Lap Time	Lap Speed
1	3:55.483	3:55.483	80.058
2	7:51.571	3:56.088	81.484
3	11:43.382	3:51.811	82.988
4	15:36.115	3:52.733	82.659

AROUND A POUND TANDRAGEE 100

MOTO 3 & SUPERSPORT 400 & MOTO 450

Race 7 - Moto 3, Supersport 400 & Moto 450

Saturday, 23 April 2016

DETAILED RESULT



Portadown Recycling Moto 450

Race Classification

1 77 Ryan FARQUHAR

Total Time **16:37.767** Avg Speed **96.017** Behind
Best Time **3:18.618** Best Speed **96.857** On 5 Gp a

Lap	Elapsed Time	Lap Time	Lap Speed
1	3:21.317	3:21.317	93.645
2	6:41.686	3:20.369	96.010
3	10:00.349	3:18.663	96.835
4	13:19.149	3:18.800	96.768
5	16:37.767	3:18.618	96.857

2 171 Dave WALSH

Total Time **18:23.857** Avg Speed **86.789** Behind **1:46.090**
Best Time **3:39.015** Best Speed **87.836** On 3 Gp c

Lap	Elapsed Time	Lap Time	Lap Speed
1	3:41.440	3:41.440	85.135
2	7:22.164	3:40.724	87.156
3	11:01.179	3:39.015	87.836
4	14:40.974	3:39.795	87.525
5	18:23.857	3:42.883	86.312

AROUND A POUND TANDRAGEE 100

MOTO 3 & SUPERSPORT 400 & MOTO 450

Race 7 - Moto 3, Supersport 400 & Moto 450

LAP CHART



1					2					3				
No	Name	Gp	Time of Day	Lap Time	No	Name	Gp	Time of Day	Lap Time	No	Name	Gp	Time of Day	Lap Time
23	Michal DOKOUPIL	a	15:20:46.402	3:20.859	23	Michal DOKOUPIL	a	15:24:06.555	3:20.153	23	Michal DOKOUPIL	a	15:27:25.386	3:18.831
77	Ryan FARQUHAR	a	15:20:46.860	3:21.317	77	Ryan FARQUHAR	a	15:24:07.229	3:20.369	77	Ryan FARQUHAR	a	15:27:25.892	3:18.663
97	Seamus ELLIOTT	a	15:20:49.740	3:24.197	97	Seamus ELLIOTT	a	15:24:09.315	3:19.575	97	Seamus ELLIOTT	a	15:27:29.074	3:19.759
59	Darryl TWEED	a	15:20:49.921	3:24.378	59	Darryl TWEED	a	15:24:11.970	3:22.049	65	Michael SWEENEY	a	15:27:31.912	3:19.789
65	Michael SWEENEY	a	15:20:50.350	3:24.807	65	Michael SWEENEY	a	15:24:12.123	3:21.773	59	Darryl TWEED	a	15:27:32.390	3:20.420
51	Scott MILLER	a	15:20:55.052	3:29.509	51	Scott MILLER	a	15:24:26.794	3:31.742	51	Scott MILLER	a	15:27:55.495	3:28.701
333	Warren REEVE	a	15:20:55.677	3:30.134	333	Warren REEVE	a	15:24:27.241	3:31.564	333	Warren REEVE	a	15:27:56.991	3:29.750
28	Paul GARTLAND	a	15:20:58.941	3:33.398	33	David HOWARD (S)	a	15:24:33.354	3:32.596	33	David HOWARD (S)	a	15:28:03.363	3:30.009
95	Robert GORDON	a	15:20:59.887	3:34.344	95	Robert GORDON	a	15:24:33.535	3:33.648	95	Robert GORDON	a	15:28:04.002	3:30.467
33	David HOWARD (S)	a	15:21:00.758	3:35.215	28	Paul GARTLAND	a	15:24:34.541	3:35.600	28	Paul GARTLAND	a	15:28:06.625	3:32.084
177	Mark SHIELS	a	15:21:02.273	3:36.730	177	Mark SHIELS	a	15:24:36.174	3:33.901	177	Mark SHIELS	a	15:28:07.089	3:30.915
67	Gavin BROWN	a	15:21:05.499	3:39.956	67	Gavin BROWN	a	15:24:41.920	3:36.421	2	Sam WILSON	b	15:28:14.410	3:23.531
156	Adam McLEAN	b	15:21:25.843	3:26.070	156	Adam McLEAN	b	15:24:50.502	3:24.659	18	Paul ROBINSON	b	15:28:17.314	3:25.057
2	Sam WILSON	b	15:21:26.180	3:26.407	2	Sam WILSON	b	15:24:50.879	3:24.699	86	Nigel MOORE	b	15:28:17.611	3:26.147
86	Nigel MOORE	b	15:21:26.507	3:26.734	86	Nigel MOORE	b	15:24:51.464	3:24.957	156	Adam McLEAN	b	15:28:18.585	3:28.083
18	Paul ROBINSON	b	15:21:27.556	3:27.783	18	Paul ROBINSON	b	15:24:52.257	3:24.701	67	Gavin BROWN	a	15:28:19.162	3:37.242
5	Gary DUNLOP	b	15:21:33.785	3:34.012	6	Derek McGEE	b	15:25:04.173	3:29.193	5	Gary DUNLOP	b	15:28:31.936	3:27.434
6	Derek McGEE	b	15:21:34.980	3:35.207	5	Gary DUNLOP	b	15:25:04.502	3:30.717	6	Derek McGEE	b	15:28:31.999	3:27.826
74	Jamie O'BRIEN	b	15:21:36.072	3:36.299	74	Jamie O'BRIEN	b	15:25:13.417	3:37.345	74	Jamie O'BRIEN	b	15:28:52.299	3:38.882
8	Derek CLARK	b	15:21:40.222	3:40.449	8	Derek CLARK	b	15:25:23.750	3:43.528	8	Derek CLARK	b	15:29:07.428	3:43.678
7	Sarah BOYES	b	15:21:44.092	3:44.319	11	Callum LAIDLAW	b	15:25:26.187	3:41.798	11	Callum LAIDLAW	b	15:29:07.967	3:41.780
11	Callum LAIDLAW	b	15:21:44.389	3:44.616	7	Sarah BOYES	b	15:25:30.018	3:45.926	7	Sarah BOYES	b	15:29:16.847	3:46.829
15	Peter McKILLOP	b	15:22:01.601	4:01.828	53	Veronika HANKOCYOVA	c	15:25:49.157	3:41.690	53	Veronika HANKOCYOVA	c	15:29:24.317	3:35.160
79	John McALLISTER	b	15:22:02.307	4:02.534	70	Brendan MERRIGAN	c	15:25:52.258	3:41.572	70	Brendan MERRIGAN	c	15:29:31.075	3:38.817
53	Veronika HANKOCYOVA	c	15:22:07.467	3:36.764	12	Richard FORD	c	15:25:52.564	3:40.657	12	Richard FORD	c	15:29:31.376	3:38.812
70	Brendan MERRIGAN	c	15:22:10.686	3:39.983	171	Dave WALSH	c	15:25:52.867	3:40.724	171	Dave WALSH	c	15:29:31.882	3:39.015
12	Richard FORD	c	15:22:11.907	3:41.204	42	Brian LOUGHLIN	c	15:25:54.267	3:41.629	42	Brian LOUGHLIN	c	15:29:32.358	3:38.091
171	Dave WALSH	c	15:22:12.143	3:41.440	79	John McALLISTER	b	15:26:04.472	4:02.165	40	Michael HOEY	c	15:29:58.096	3:50.804
42	Brian LOUGHLIN	c	15:22:12.638	3:41.935	40	Michael HOEY	c	15:26:07.292	3:50.558	79	John McALLISTER	b	15:30:02.475	3:58.003
40	Michael HOEY	c	15:22:16.734	3:46.031	57	Yvonne MONTGOMERY	c	15:26:18.552	3:53.336	57	Yvonne MONTGOMERY	c	15:30:07.887	3:49.335
57	Yvonne MONTGOMERY	c	15:22:25.216	3:54.513	96	Stephen CARR	c	15:26:18.982	3:53.041	96	Stephen CARR	c	15:30:08.230	3:49.248
96	Stephen CARR	c	15:22:25.941	3:55.238	82	William McELROY	c	15:26:22.274	3:56.088	56	Adrian LOGUE	c	15:30:13.519	3:50.724
82	William McELROY	c	15:22:26.186	3:55.483	56	Adrian LOGUE	c	15:26:22.795	3:54.676	82	William McELROY	c	15:30:14.085	3:51.811
142	Stuart RAYNER	c	15:22:27.649	3:56.946	142	Stuart RAYNER	c	15:26:23.337	3:55.688	142	Stuart RAYNER	c	15:30:22.015	3:58.678
56	Adrian LOGUE	c	15:22:28.119	3:57.416										

AROUND A POUND TANDRAGEE 100

MOTO 3 & SUPERSPORT 400 & MOTO 450 Race 7 - Moto 3, Supersport 400 & Moto 450

LAP CHART

**4**

No	Name	Gp	Time of Day	Lap Time
23	Michal DOKOUPIL	a	15:30:44.289	3:18.903
77	Ryan FARQUHAR	a	15:30:44.692	3:18.800
97	Seamus ELLIOTT	a	15:30:52.211	3:23.137
59	Darryl TWEED	a	15:30:52.391	3:20.001
65	Michael SWEENEY	a	15:30:52.653	3:20.741
51	Scott MILLER	a	15:31:25.930	3:30.435
333	Warren REEVE	a	15:31:26.263	3:29.272
95	Robert GORDON	a	15:31:34.597	3:30.595
33	David HOWARD (S)	a	15:31:38.195	3:34.832
2	Sam WILSON	b	15:31:38.452	3:24.042
28	Paul GARTLAND	a	15:31:38.593	3:31.968
177	Mark SHIELS	a	15:31:39.109	3:32.020
18	Paul ROBINSON	b	15:31:41.093	3:23.779
156	Adam McLEAN	b	15:31:41.463	3:22.878
86	Nigel MOORE	b	15:31:41.635	3:24.024
67	Gavin BROWN	a	15:31:53.435	3:34.273
6	Derek McGEE	b	15:31:58.460	3:26.461
5	Gary DUNLOP	b	15:31:58.947	3:27.011
74	Jamie O'BRIEN	b	15:32:30.127	3:37.828
11	Callum LAIDLAW	b	15:32:49.020	3:41.053
8	Derek CLARK	b	15:32:50.760	3:43.332
53	Veronika HANKOCYOVA	c	15:33:02.162	3:37.845
7	Sarah BOYES	b	15:33:04.723	3:47.876
12	Richard FORD	c	15:33:09.312	3:37.936
70	Brendan MERRIGAN	c	15:33:09.769	3:38.694
42	Brian LOUGHLIN	c	15:33:10.843	3:38.485
171	Dave WALSH	c	15:33:11.677	3:39.795
40	Michael HOEY	c	15:33:46.544	3:48.448
57	Yvonne MONTGOMERY	c	15:33:55.393	3:47.506
96	Stephen CARR	c	15:33:57.756	3:49.526
79	John McALLISTER	b	15:34:00.386	3:57.911
56	Adrian LOGUE	c	15:34:06.460	3:52.941
82	William McELROY	c	15:34:06.818	3:52.733
142	Stuart RAYNER	c	15:34:25.422	4:03.407

5

No	Name	Gp	Time of Day	Lap Time
23	Michal DOKOUPIL	a	15:34:03.104	3:18.815
77	Ryan FARQUHAR	a	15:34:03.310	3:18.618
97	Seamus ELLIOTT	a	15:34:10.661	3:18.450
59	Darryl TWEED	a	15:34:10.831	3:18.440
65	Michael SWEENEY	a	15:34:10.903	3:18.250
51	Scott MILLER	a	15:34:53.276	3:27.346
333	Warren REEVE	a	15:34:53.650	3:27.387
2	Sam WILSON	b	15:35:03.308	3:24.856
95	Robert GORDON	a	15:35:05.390	3:30.793
156	Adam McLEAN	b	15:35:05.833	3:24.370
18	Paul ROBINSON	b	15:35:06.174	3:25.081
28	Paul GARTLAND	a	15:35:06.889	3:28.296
86	Nigel MOORE	b	15:35:07.359	3:25.724
177	Mark SHIELS	a	15:35:09.590	3:30.481
33	David HOWARD (S)	a	15:35:21.182	3:42.987
6	Derek McGEE	b	15:35:26.004	3:27.544
5	Gary DUNLOP	b	15:35:26.031	3:27.084
67	Gavin BROWN	a	15:35:27.933	3:34.498
74	Jamie O'BRIEN	b	15:36:08.711	3:38.584
8	Derek CLARK	b	15:36:29.425	3:38.665
11	Callum LAIDLAW	b	15:36:29.750	3:40.730
53	Veronika HANKOCYOVA	c	15:36:36.984	3:34.822
12	Richard FORD	c	15:36:44.291	3:34.979
70	Brendan MERRIGAN	c	15:36:46.052	3:36.283
7	Sarah BOYES	b	15:36:51.180	3:46.457
42	Brian LOUGHLIN	c	15:36:51.945	3:41.102
171	Dave WALSH	c	15:36:54.560	3:42.883
40	Michael HOEY	c	15:37:32.433	3:45.889
57	Yvonne MONTGOMERY	c	15:37:41.249	3:45.856
96	Stephen CARR	c	15:37:44.024	3:46.268
79	John McALLISTER	b	15:38:03.273	4:02.887

ROAD RACE - IRISH LIGHTWEIGHT (400/450)

2016

Pos	No.	Name	Total	Diff	Gap	#1 #2	
						R1	R1
1	77	Ryan FARQUHAR	32.5	0	0	2.5	20
2	23	Michal DOKOUPIL	25	7.5	7.5	x	25
3	65	Michael SWEENEY	21	11.5	4	10	11
4	97	Seamus ELLIOTT	16	16.5	5	x	16
5	28	Paul GARTLAND	15	17.5	1	8	7
6	59	Darryl TWEED	13	19.5	2	x	13
7	51	Scott MILLER	10	22.5	3	x	10
8	333	Warren REEVE	9	23.5	1	x	9
9	95	Robert GORDON	8	24.5	1	x	8
10	26	Adrian GORDON	6.5	26	1.5	6.5	x
11	177	Mark SHIELS	6	26.5	0.5	x	6
12	70	Brendan MERRIGAN	6	26.5	0	5	1
13	57	Yvonne MONTGOMERY	5.5	27	0.5	5.5	x
14	33	David HOWARD (S)	5	27.5	0.5	x	5
15	67	Gavin BROWN	4	28.5	1	x	4
16	53	Veronika HANKOCYOVA	3	29.5	1	x	3
17	12	Richard FORD	2	30.5	1	x	2

Event Legend

#1 01/04/2016 JFM HAULAGE MID-ANTRIM 150

#2 22/04/2016 AROUND A POUND TANDRAGEE 100

Championship Standings of ROAD RACE - IRISH MOTO 3 (125GP)

Printed:: 23/04/2016 15:53:57

ROAD RACE - IRISH MOTO 3 (125GP)

2016

Pos	No.	Name	Total	Diff	Gap	#1 #2	
						R1	R1
1	156	Adam McLEAN	40	0	0	20	20
2	86	Nigel MOORE	29	11	11	16	13
3	22	Paul JORDAN	25	15	4	25	x
4	2	Sam WILSON	25	15	0	x	25
5	5	Gary DUNLOP	21	19	4	11	10
6	18	Paul ROBINSON	16	24	5	x	16
7	7	Sarah BOYES	15	25	1	9	6
8	33	Sam DUNLOP	13	27	2	13	x
9	6	Derek McGEE	11	29	2	x	11
10	14	Jack SANDS	10	30	1	10	x
11	74	Jamie O'BRIEN	9	31	1	x	9
12	8	Derek CLARK	8	32	1	x	8
13	11	Callum LAIDLAW	7	33	1	x	7
14	79	John McALLISTER	5	35	2	x	5

Event Legend

#1 01/04/2016 JFM HAULAGE MID-ANTRIM 150

#2 22/04/2016 AROUND A POUND TANDRAGEE 100

ROAD RACE - ULSTER LIGHTWEIGHT (400/450)

2016

Pos	No.	Name	Total	Diff	Gap	#1 #2	
						R1	R1
1	77	Ryan FARQUHAR	32.5	0	0	2.5	20
2	23	Michal DOKOUPIL	25	7.5	7.5	x	25
3	65	Michael SWEENEY	21	11.5	4	10	11
4	97	Seamus ELLIOTT	16	16.5	5	x	16
5	28	Paul GARTLAND	15	17.5	1	8	7
6	59	Darryl TWEED	13	19.5	2	x	13
7	51	Scott MILLER	10	22.5	3	x	10
8	333	Warren REEVE	9	23.5	1	x	9
9	95	Robert GORDON	8	24.5	1	x	8
10	26	Adrian GORDON	6.5	26	1.5	6.5	x
11	177	Mark SHIELS	6	26.5	0.5	x	6
12	70	Brendan MERRIGAN	6	26.5	0	5	1
13	57	Yvonne MONTGOMERY	5.5	27	0.5	5.5	x
14	33	David HOWARD (S)	5	27.5	0.5	x	5
15	67	Gavin BROWN	4	28.5	1	x	4
16	53	Veronika HANKOCYOVA	3	29.5	1	x	3
17	12	Richard FORD	2	30.5	1	x	2

Event Legend

#1 01/04/2016 JFM HAULAGE MID-ANTRIM 150

#2 22/04/2016 AROUND A POUND TANDRAGEE 100

Championship Standings of ROAD RACE - ULSTER MOTO 3 (125GP)

Printed:: 23/04/2016 15:54:35

ROAD RACE - ULSTER MOTO 3 (125GP)

2016

Pos	No.	Name	Total	Diff	Gap	#1 #2	
						R1	R1
1	156	Adam McLEAN	40	0	0	20	20
2	86	Nigel MOORE	29	11	11	16	13
3	22	Paul JORDAN	25	15	4	25	x
4	2	Sam WILSON	25	15	0	x	25
5	5	Gary DUNLOP	21	19	4	11	10
6	18	Paul ROBINSON	16	24	5	x	16
7	7	Sarah BOYES	15	25	1	9	6
8	33	Sam DUNLOP	13	27	2	13	x
9	6	Derek McGEE	11	29	2	x	11
10	14	Jack SANDS	10	30	1	10	x
11	74	Jamie O'BRIEN	9	31	1	x	9
12	8	Derek CLARK	8	32	1	x	8
13	11	Callum LAIDLAW	7	33	1	x	7
14	79	John McALLISTER	5	35	2	x	5

Event Legend

#1 01/04/2016 JFM HAULAGE MID-ANTRIM 150

#2 22/04/2016 AROUND A POUND TANDRAGEE 100