

Around A Pound

TANDRAGEE 100

Friday 22nd & Saturday 23rd April 2016

promoted by North Armagh MC & CC
www.tandragee100.co.uk

THE PEOPLES'
JUNIOR SUPPORT



2&4
WHEEL MOTORSPORT
STEERING GROUP LTD

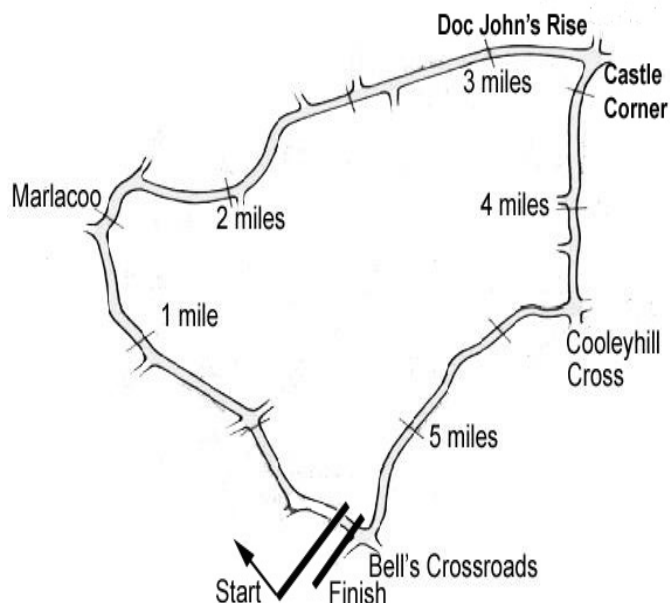


Armagh City
Banbridge
& Craigavon
Borough Council



tourism
northernireland

Tandragee Circuit 5.34375 miles



LAP RECORDS

Class	Rider	Machine	m s	mph	Year
125cc	Robert Dunlop	Honda	3 19.38	96.487	1999
Moto 3	to be established				
Moto 450	Ryan Farquhar	Kawasaki 450	3 21.613	95.418	2014
250cc	Phillip McCallen	Honda	3 10.0	101.25	1991
Supersport 400	Dave Leach	Yamaha	3 20.0	96.19	1995
Supertwin	Adrian Archibald	Kawasaki	3 10.196	101.146	2011
Supersport	Michael Dunlop	Yamaha	2 57.522	108.367	2011
Superbike	Michael Dunlop	Kawasaki	2 56.012	109.297	2011
Senior Support	James Kelly	Honda 600	3 13.835	99.247	2013
Junior Support	Derek Costello	Kawasaki 650	3 20.827	95.791	2014
Classic 1000cc	Stewart Parkhill	BSA 750	3 29.69	91.74	1996
Classic 500cc	Bob Jackson	Norton	3 27.03	92.921	1998
Classic 350cc	Colin Rodgers	Honda	3 38.59	88.007	1999
Classic 250cc	Gary Long	Suzuki	3 42.23	86.566	1997
Forgotten Era	Des Butler		4 02.594	79.299	2015

MOST WINS at TANDRAGEE 100

Joey Dunlop	18	1971-00	(125-3, 200 HC-1, 250-2, 350-3, 500-1, SSP-1, SBK-7)
Ryan Farquhar	17	1996-15	(450-4, STWN-3, SSP-2, SBK-5, SJUN-1, C500-2)
Brian Reid	14	1980-94	(125-1, 250-3, 350-4, 500-1, SSP-3, SBK-2)
Michael Dunlop	11	2006-13	(125-1, 250-2, SSP-3, SBK-4, SJUN-1)
Ray McCullough	10	1971-82	(250-7, 350-2, 500-1)
Phillip McCallen	9	1988-99	(125-1, 250-3, SSP-1, SBK-4)
Sam McClements	8	1981-89	(SBK-5, C500-3)
William Dunlop	8	2008-15	(125-1, 250-4, SSP-2, SBK-1)
Robert Dunlop	7	1985-06	(125-7)

MOST WINS AT ALL IRISH ROAD RACE MEETINGS (after Mid-Antrim 150 2016)

Ryan Farquhar	208	1995-16
Joey Dunlop	156	1971-00
Robert Dunlop	135	1980-08
William Dunlop	112	2005-15
Ray McCullough	109	1960-82
Phillip McCallen	109	1987-99
Michael Dunlop	92	2006-15
Brian Reid	78	1980-94
Darran Lindsay	74	1999-06
James Courtney	66	1992-99

AROUND A POUND TANDRAGEE 100

JUNIOR SUPPORT

Qualifying


Friday, 22 April 2016



Pos	Class	No	Name	Machine / Sponsor	----- Best Lap -----				Laps
					Time	Behind	Speed	On	
Qualifying Classification									
1	SJUN	67	Gavin BROWN	Honda 400 - PBR	3:31.692		90.875	5	5
2	SJUN	316	Stephen MORRISON	Kawasaki 400 - NAB Racing	3:32.626	0.934	90.476	5	5
3	SJUN	181	Vic ALLAN	Kawasaki 400	3:32.647	0.955	90.467	4	4
4	SJUN	10	James CHAWKE	Kawasaki 650 - McKinstry Racing	3:33.675	1.983	90.032	3	3
5	SJUN	51	Scott MILLER	Kawasaki 400	3:33.987	2.295	89.900	4	5
6	SJUN	34	Andrew McMULLAN	Kawasaki 650	3:36.148	4.456	89.002	5	5
7	SJUN	124	Thomas WHITMORE	Suzuki 650	3:36.505	4.813	88.855	5	5
8	SJUN	25	Rob LIVESEY	Kawasaki 650 - PRB Racing	3:36.540	4.848	88.840	4	5
9	SJUN	158	John PEMBERTON	Suzuki 650	3:37.196	5.504	88.572	5	5
10	SJUN	79	Stephen DAVISON	Kawasaki 650	3:37.715	6.023	88.361	5	5
11	SJUN	131	Robert CAIRNS	Kawasaki 650	3:38.697	7.005	87.964	4	5
12	SJUN	42	Brian LOUGHLIN	Suzuki 650	3:38.803	7.111	87.922	4	5
13	SJUN	333	Warren REEVE	Yamaha 400 - Flexi Patch	3:39.522	7.830	87.634	5	5
14	SJUN	53	Veronika HANKOCYOVA	Kawasaki 650 - R T & E Racing	3:40.373	8.681	87.295	5	5
15	SJUN	118	Tommy HEAPHY	Suzuki 650 - Ballyneal Stone Masons	3:42.983	11.291	86.273	5	5
16	SJUN	56	Adrian LOGUE	Kawasaki 400	3:43.114	11.422	86.223	5	5
17	SJUN	95	Robert GORDON	Kawasaki 400	3:43.275	11.583	86.161	5	5
18	SJUN	11	John CAHILL	Suzuki 650	3:43.287	11.595	86.156	5	5
19	SJUN	74	Jamie O'BRIEN	Yamaha 250 - Finn	3:45.846	14.154	85.180	2	4
20	SJUN	38	Jordan McFERRAN	Suzuki 650 - Cam Racing	3:45.965	14.273	85.135	3	5
21	SJUN	96	Stephen CARR	Kawasaki 400	3:51.339	19.647	83.157	5	5
22	SJUN	30	David GRAHAM	Suzuki 650 - Patch Racing	3:56.370	24.678	81.387	5	5
23	SJUN	40	Michael HOEY	Honda 400	3:56.599	24.907	81.308	5	5
24	SJUN	2	John McCANN	Suzuki 650	3:56.725	25.033	81.265	5	5
25	SJUN	82	William McELROY	Kawasaki 400	3:58.259	26.567	80.742	5	5
26	SJUN	142	Stuart RAYNER	Kawasaki 400	4:06.750	35.058	77.964	2	2
27	SJUN	46	Mark JOHNSON	Kawasaki 400 - MJ Racing	4:11.538	39.846	76.479	2	2
28	SJUN	43	Philip CROSBIE	Kawasaki 650	4:42.404	1:10.712	68.120	1	1

Provisional result to be confirmed by the Stewards of the Meeting subject to completion of technical inspections & the time limit for protests

Page 1 / 1

Circuit	Tandragee	Signed		Organising Club	North Armagh MC&CC
Length(miles)	5.3438 Lap 1 (5.2368)		Chief Timekeeper	Qualifying Started	16:51
Weather	Cloudy	Issued At:	17:18		
Track	Dry				



AROUND A POUND TANDRAGEE 100

JUNIOR SUPPORT

Qualifying

Friday, 22 April 2016

DETAILED RESULT



Qualifying Classification

Position

1 67 Gavin BROWN

SJUN			Behind		
Best Time	3:31.692	Best Speed	90.875	On	5 Gp
Lap	Elapsed Time	Lap Time	Lap Speed		
1	4:09.896	4:09.896	75.441		
2	7:47.830	3:37.934	88.272		
3	11:23.925	3:36.095	89.023		
4	14:58.010	3:34.085	89.859		
5	18:29.702	3:31.692	90.875		

2 316 Stephen MORRISON

SJUN			Behind		0.934
Best Time	3:32.626	Best Speed	90.476	On	5 Gp
Lap	Elapsed Time	Lap Time	Lap Speed		
1	4:13.639	4:13.639	74.327		
2	7:48.526	3:34.887	89.524		
3	11:22.254	3:33.728	90.009		
4	14:57.445	3:35.191	89.397		
5	18:30.071	3:32.626	90.476		

3 181 Vic ALLAN

SJUN			Behind		0.955
Best Time	3:32.647	Best Speed	90.467	On	4 Gp
Lap	Elapsed Time	Lap Time	Lap Speed		
1	4:41.234	4:41.234	67.034		
2	8:30.235	3:49.001	84.006		
3	12:10.632	3:40.397	87.286		
4	15:43.279	3:32.647	90.467		

4 10 James CHAWKE

SJUN			Behind		1.983
Best Time	3:33.675	Best Speed	90.032	On	3 Gp
Lap	Elapsed Time	Lap Time	Lap Speed		
1	4:12.435	4:12.435	74.682		
2	7:47.437	3:35.002	89.476		
3	11:21.112	3:33.675	90.032		

5 51 Scott MILLER

SJUN			Behind		2.295
Best Time	3:33.987	Best Speed	89.900	On	4 Gp
Lap	Elapsed Time	Lap Time	Lap Speed		
1	4:42.803	4:42.803	66.662		
2	8:28.669	3:45.866	85.172		
3	12:10.231	3:41.562	86.827		
4	15:44.218	3:33.987	89.900		
5	19:21.767	3:37.549	88.428		

Qualifying Classification

Position

6 34 Andrew McMULLAN

SJUN			Behind		4.456
Best Time	3:36.148	Best Speed	89.002	On	5 Gp
Lap	Elapsed Time	Lap Time	Lap Speed		
1	4:14.805	4:14.805	73.987		
2	7:57.571	3:42.766	86.357		
3	11:37.884	3:40.313	87.319		
4	15:17.522	3:39.638	87.587		
5	18:53.670	3:36.148	89.002		

7 124 Thomas WHITMORE

SJUN			Behind		4.813
Best Time	3:36.505	Best Speed	88.855	On	5 Gp
Lap	Elapsed Time	Lap Time	Lap Speed		
1	4:21.168	4:21.168	72.185		
2	8:01.066	3:39.898	87.484		
3	11:38.803	3:37.737	88.352		
4	15:17.792	3:38.989	87.847		
5	18:54.297	3:36.505	88.855		

8 25 Rob LIVESEY

SJUN			Behind		4.848
Best Time	3:36.540	Best Speed	88.840	On	4 Gp
Lap	Elapsed Time	Lap Time	Lap Speed		
1	4:43.188	4:43.188	66.572		
2	8:29.760	3:46.572	84.907		
3	12:10.958	3:41.198	86.970		
4	15:47.498	3:36.540	88.840		
5	19:26.970	3:39.472	87.654		

9 158 John PEMBERTON

SJUN			Behind		5.504
Best Time	3:37.196	Best Speed	88.572	On	5 Gp
Lap	Elapsed Time	Lap Time	Lap Speed		
1	4:49.308	4:49.308	65.163		
2	8:35.733	3:46.425	84.962		
3	12:15.163	3:39.430	87.670		
4	15:53.227	3:38.064	88.220		
5	19:30.423	3:37.196	88.572		

AROUND A POUND TANDRAGEE 100

JUNIOR SUPPORT

Qualifying

Friday, 22 April 2016

DETAILED RESULT



Qualifying Classification

Position

10 79 Stephen DAVISON

SJUN Behind 6.023

Best Time 3:37.715 Best Speed 88.361 On 5 Gp

Lap	Elapsed Time	Lap Time	Lap Speed
1	4:41.518	4:41.518	66.967
2	8:31.805	3:50.287	83.537
3	12:14.213	3:42.408	86.496
4	15:52.793	3:38.580	88.011
5	19:30.508	3:37.715	88.361

11 131 Robert CAIRNS

SJUN Behind 7.005

Best Time 3:38.697 Best Speed 87.964 On 4 Gp

Lap	Elapsed Time	Lap Time	Lap Speed
1	4:41.908	4:41.908	66.874
2	8:29.046	3:47.138	84.695
3	12:09.845	3:40.799	87.127
4	15:48.542	3:38.697	87.964
5	19:28.025	3:39.483	87.649

12 42 Brian LOUGHLIN

SJUN Behind 7.111

Best Time 3:38.803 Best Speed 87.922 On 4 Gp

Lap	Elapsed Time	Lap Time	Lap Speed
1	4:40.711	4:40.711	67.159
2	8:28.149	3:47.438	84.583
3	12:12.465	3:44.316	85.761
4	15:51.268	3:38.803	87.922
5	19:32.750	3:41.482	86.858

13 333 Warren REEVE

SJUN Behind 7.830

Best Time 3:39.522 Best Speed 87.634 On 5 Gp

Lap	Elapsed Time	Lap Time	Lap Speed
1	4:23.864	4:23.864	71.447
2	8:10.330	3:46.466	84.947
3	11:54.866	3:44.536	85.677
4	15:36.822	3:41.956	86.673
5	19:16.344	3:39.522	87.634

Qualifying Classification

Position

14 53 Veronika HANKOCYOVA

SJUN Behind 8.681

Best Time 3:40.373 Best Speed 87.295 On 5 Gp

Lap	Elapsed Time	Lap Time	Lap Speed
1	4:32.334	4:32.334	69.225
2	8:16.299	3:43.965	85.895
3	11:57.790	3:41.491	86.855
4	15:38.634	3:40.844	87.109
5	19:19.007	3:40.373	87.295

15 118 Tommy HEAPHY

SJUN Behind 11.291

Best Time 3:42.983 Best Speed 86.273 On 5 Gp

Lap	Elapsed Time	Lap Time	Lap Speed
1	4:44.973	4:44.973	66.155
2	8:33.250	3:48.277	84.273
3	12:20.011	3:46.761	84.836
4	16:05.090	3:45.079	85.470
5	19:48.073	3:42.983	86.273

16 56 Adrian LOGUE

SJUN Behind 11.422

Best Time 3:43.114 Best Speed 86.223 On 5 Gp

Lap	Elapsed Time	Lap Time	Lap Speed
1	4:48.065	4:48.065	65.445
2	8:37.986	3:49.921	83.670
3	12:22.907	3:44.921	85.530
4	16:07.293	3:44.386	85.734
5	19:50.407	3:43.114	86.223

17 95 Robert GORDON

SJUN Behind 11.583

Best Time 3:43.275 Best Speed 86.161 On 5 Gp

Lap	Elapsed Time	Lap Time	Lap Speed
1	4:47.522	4:47.522	65.568
2	8:35.182	3:47.660	84.501
3	12:20.600	3:45.418	85.341
4	16:04.112	3:43.512	86.069
5	19:47.387	3:43.275	86.161

AROUND A POUND TANDRAGEE 100

JUNIOR SUPPORT

Qualifying

Friday, 22 April 2016

DETAILED RESULT



Qualifying Classification

Position

18 11 John CAHILL

SJUN Behind 11.595

Best Time 3:43.287 Best Speed 86.156 On 5 Gp

Lap	Elapsed Time	Lap Time	Lap Speed
1	4:49.803	4:49.803	65.052
2	8:36.423	3:46.620	84.889
3	12:21.175	3:44.752	85.594
4	16:05.524	3:44.349	85.748
5	19:48.811	3:43.287	86.156

19 74 Jamie O'BRIEN

SJUN Behind 14.154

Best Time 3:45.846 Best Speed 85.180 On 2 Gp

Lap	Elapsed Time	Lap Time	Lap Speed
1	4:23.630	4:23.630	71.510
2	8:09.476	3:45.846	85.180
3	14:59.942	6:50.466	46.867
4	20:31.726	5:31.784	57.982

20 38 Jordan McFERRAN

SJUN Behind 14.273

Best Time 3:45.965 Best Speed 85.135 On 3 Gp

Lap	Elapsed Time	Lap Time	Lap Speed
1	4:53.853	4:53.853	64.156
2	8:44.572	3:50.719	83.381
3	12:30.537	3:45.965	85.135
4	16:17.351	3:46.814	84.816
5	20:03.690	3:46.339	84.994

21 96 Stephen CARR

SJUN Behind 19.647

Best Time 3:51.339 Best Speed 83.157 On 5 Gp

Lap	Elapsed Time	Lap Time	Lap Speed
1	5:05.295	5:05.295	61.751
2	9:06.759	4:01.464	79.670
3	12:59.901	3:53.142	82.514
4	16:53.867	3:53.966	82.223
5	20:45.206	3:51.339	83.157

Qualifying Classification

Position

22 30 David GRAHAM

SJUN Behind 24.678

Best Time 3:56.370 Best Speed 81.387 On 5 Gp

Lap	Elapsed Time	Lap Time	Lap Speed
1	5:12.685	5:12.685	60.292
2	9:17.891	4:05.206	78.454
3	13:18.997	4:01.106	79.789
4	17:16.628	3:57.631	80.955
5	21:12.998	3:56.370	81.387

23 40 Michael HOEY

SJUN Behind 24.907

Best Time 3:56.599 Best Speed 81.308 On 5 Gp

Lap	Elapsed Time	Lap Time	Lap Speed
1	4:49.659	4:49.659	65.084
2	8:50.211	4:00.552	79.972
3	12:49.739	3:59.528	80.314
4	16:48.004	3:58.265	80.740
5	20:44.603	3:56.599	81.308

24 2 John McCANN

SJUN Behind 25.033

Best Time 3:56.725 Best Speed 81.265 On 5 Gp

Lap	Elapsed Time	Lap Time	Lap Speed
1	5:09.529	5:09.529	60.906
2	9:16.631	4:07.102	77.852
3	13:19.642	4:03.011	79.163
4	17:18.078	3:58.436	80.682
5	21:14.803	3:56.725	81.265

25 82 William McELROY

SJUN Behind 26.567

Best Time 3:58.259 Best Speed 80.742 On 5 Gp

Lap	Elapsed Time	Lap Time	Lap Speed
1	5:03.194	5:03.194	62.179
2	9:08.207	4:05.013	78.516
3	13:11.733	4:03.526	78.996
4	17:15.992	4:04.259	78.759
5	21:14.251	3:58.259	80.742

26 142 Stuart RAYNER

SJUN Behind 35.058

Best Time 4:06.750 Best Speed 77.964 On 2 Gp

Lap	Elapsed Time	Lap Time	Lap Speed
1	5:10.721	5:10.721	60.673
2	9:17.471	4:06.750	77.964

AROUND A POUND TANDRAGEE 100

JUNIOR SUPPORT

Qualifying

Friday, 22 April 2016

DETAILED RESULT



Qualifying Classification

Position

27 46 Mark JOHNSON

SJUN Behind 39.846

Best Time 4:11.538 Best Speed 76.479 On 2 Gp

Lap	Elapsed Time	Lap Time	Lap Speed
1	5:19.314	5:19.314	59.040
2	9:30.852	4:11.538	76.479

28 43 Philip CROSBIE

SJUN Behind 1:10.712

Best Time 4:42.404 Best Speed 68.120 On 1 Gp

Lap	Elapsed Time	Lap Time	Lap Speed
1	4:42.404	4:42.404	66.756

AROUND A POUND TANDRAGEE 100

JUNIOR SUPPORT

Tandragee 5.344 miles


R2: The Peoples' Junior Support

23/04/2016 11:45

Race (5 Laps)

RACE 2 - JUNIOR SUPPORT

13	46 A	43 B	
12		82 A	142 B
11	30 A	40 B	2 C
10		38 A	96 B
9	95 A	11 B	74 C
8			
7	56 A		
6		53 A	118 B
5	131 A	42 B	333 C
4		158 A	79 B
3	34 A	124 B	25 C
2		10 A	51 B
1	67 A POLE POSITION	316 B	181 C



Promoted by North Armagh MC & CC

Orbits

Provisional result to be confirmed by the Stewards of the Meeting subject to the completion of technical inspections and the time limit for protests.

MCUI (Ulster Centre) Timing @ www.elaps-timing.com



**Ride on
 Delta
 Seven**

AROUND A POUND TANDRAGEE 100

JUNIOR SUPPORT

Race 2 - The Peoples' Junior Support

Saturday, 23 April 2016



Pos	Class	No	Name	Machine / Sponsor	Gp	Lap	Total Time	Behind	Speed	-----Best Lap-----		
										Time	Speed	On
Race Classification												
1	SJUN	10	James CHAWKE	Kawasaki 650 - McKinstry Racing	a	3	10:13.305		93.473	3:22.578	94.963	2
2	SJUN	51	Scott MILLER	Kawasaki 400	a	3	10:23.989	10.684	91.872	3:26.724	93.059	3
3	SJUN	333	Warren REEVE	Yamaha 400 - Flexi Patch	a	3	10:26.866	13.561	91.451	3:28.177	92.409	3
4	SJUN	131	Robert CAIRNS	Kawasaki 650	a	3	10:28.732	15.427	91.179	3:28.268	92.369	3
5	SJUN	79	Stephen DAVISON	Kawasaki 650	a	3	10:50.477	37.172	88.131	3:33.984	89.902	2
6	SJUN	43	Philip CROSBIE	Kawasaki 650	b	2	7:08.968	1 Lap	88.794	3:32.530	90.517	2
7	SJUN	74	Jamie O'BRIEN	Yamaha 250 - Finn	b	2	7:09.606	1 Lap	88.662	3:33.948	89.917	2
8	SJUN	25	Rob LIVESEY	Kawasaki 650 - PRB Racing	a	2	7:09.824	1 Lap	88.617	3:33.464	88.316	1
9	SJUN	38	Jordan McFERRAN	Suzuki 650 - Cam Racing	b	2	7:10.258	1 Lap	88.528	3:34.153	89.831	2
10	SJUN	53	Veronika HANKOCYOVA	Kawasaki 650 - R T & E Racing	a	2	7:11.836	1 Lap	88.204	3:35.011	89.472	2
11	SJUN	34	Andrew McMULLAN	Kawasaki 650	a	2	7:12.154	1 Lap	88.139	3:35.763	87.375	1
12	SJUN	42	Brian LOUGHLIN	Suzuki 650	a	2	7:14.003	1 Lap	87.764	3:35.406	89.308	2
13	SJUN	118	Tommy HEAPHY	Suzuki 650 - Ballyneal Stone Masons	a	2	7:20.990	1 Lap	86.373	3:38.194	88.167	2
14	SJUN	11	John CAHILL	Suzuki 650	b	2	7:21.635	1 Lap	86.247	3:40.299	87.324	2
15	SJUN	96	Stephen CARR	Kawasaki 400	b	2	7:33.876	1 Lap	83.921	3:46.137	85.070	2
16	SJUN	30	David GRAHAM	Suzuki 650 - Patch Racing	b	2	7:39.857	1 Lap	82.830	3:51.590	83.067	2
17	SJUN	56	Adrian LOGUE	Kawasaki 400	a	2	7:42.590	1 Lap	82.340	3:51.021	83.272	2
18	SJUN	82	William McELROY	Kawasaki 400	b	2	7:52.336	1 Lap	80.641	3:55.023	81.854	2
19	SJUN	40	Michael HOEY	Honda 400	b	2	7:52.716	1 Lap	80.576	3:55.207	81.790	2
20	SJUN	2	John McCANN	Suzuki 650	b	2	7:53.107	1 Lap	80.510	3:55.129	81.817	2
21	SJUN	142	Stuart RAYNER	Kawasaki 400	b	2	7:53.970	1 Lap	80.363	3:54.415	82.066	2

Fastest Lap

SJUN	10	James CHAWKE	Kawasaki 650 - McKinstry Racing	3:22.578	94.963	2
------	----	--------------	---------------------------------	----------	--------	---


Not Classified

DNF	SJUN	316	Stephen MORRISON	Kawasaki 400 - NAB Racing	a	2	6:57.889		91.148	3:28.638	92.205	2
DNF	SJUN	46	Mark JOHNSON	Kawasaki 400 - MJ Racing	b	1	3:58.601		79.012	4:29.291	70.007	1

Race red flagged after leaders had taken red flag - result declared

Provisional result to be confirmed by the Stewards of the Meeting subject to completion of technical inspections & the time limit for protests

Page 1 / 1

Circuit	Tandragee	Signed		Organising Club	North Armagh MC&CC
Length(miles)	5.3438	Lap 1 (5.2368)	Chief Timekeeper	Race Started	12:09
Weather	Sunny	Issued At:	12:30	Gp Time Diff - b	30.69
Track	Dry				



AROUND A POUND TANDRAGEE 100

JUNIOR SUPPORT

Race 2 - The Peoples' Junior Support

Saturday, 23 April 2016

DETAILED RESULT



Race Classification

1 10 James CHAWKE

Total Time **10:13.305** Avg Speed **93.473** Behind
Best Time **3:22.578** Best Speed **94.963** On **2** Gp **a**

Lap	Elapsed Time	Lap Time	Lap Speed
1	3:25.465	3:25.465	91.754
2	6:48.043	3:22.578	94.963
3	10:13.305	3:25.262	93.722

2 51 Scott MILLER

Total Time **10:23.989** Avg Speed **91.872** Behind **10.684**
Best Time **3:26.724** Best Speed **93.059** On **3** Gp **a**

Lap	Elapsed Time	Lap Time	Lap Speed
1	3:28.528	3:28.528	90.407
2	6:57.265	3:28.737	92.161
3	10:23.989	3:26.724	93.059

3 333 Warren REEVE

Total Time **10:26.866** Avg Speed **91.451** Behind **13.561**
Best Time **3:28.177** Best Speed **92.409** On **3** Gp **a**

Lap	Elapsed Time	Lap Time	Lap Speed
1	3:30.451	3:30.451	89.580
2	6:58.689	3:28.238	92.382
3	10:26.866	3:28.177	92.409

4 131 Robert CAIRNS

Total Time **10:28.732** Avg Speed **91.179** Behind **15.427**
Best Time **3:28.268** Best Speed **92.369** On **3** Gp **a**

Lap	Elapsed Time	Lap Time	Lap Speed
1	3:30.660	3:30.660	89.492
2	7:00.464	3:29.804	91.693
3	10:28.732	3:28.268	92.369

5 79 Stephen DAVISON

Total Time **10:50.477** Avg Speed **88.131** Behind **37.172**
Best Time **3:33.984** Best Speed **89.902** On **2** Gp **a**

Lap	Elapsed Time	Lap Time	Lap Speed
1	3:36.140	3:36.140	87.223
2	7:10.124	3:33.984	89.902
3	10:50.477	3:40.353	87.303

Race Classification

6 43 Philip CROSBIE

Total Time **7:08.968** Avg Speed **88.794** Behind **1 Lap**
Best Time **3:32.530** Best Speed **90.517** On **2** Gp **b**

Lap	Elapsed Time	Lap Time	Lap Speed
1	3:36.438	3:36.438	87.103
2	7:08.968	3:32.530	90.517

7 74 Jamie O'BRIEN

Total Time **7:09.606** Avg Speed **88.662** Behind **1 Lap**
Best Time **3:33.948** Best Speed **89.917** On **2** Gp **b**

Lap	Elapsed Time	Lap Time	Lap Speed
1	3:35.658	3:35.658	87.418
2	7:09.606	3:33.948	89.917

8 25 Rob LIVESEY

Total Time **7:09.824** Avg Speed **88.617** Behind **1 Lap**
Best Time **3:33.464** Best Speed **88.316** On **1** Gp **a**

Lap	Elapsed Time	Lap Time	Lap Speed
1	3:33.464	3:33.464	88.316
2	7:09.824	3:36.360	88.914

9 38 Jordan McFERRAN

Total Time **7:10.258** Avg Speed **88.528** Behind **1 Lap**
Best Time **3:34.153** Best Speed **89.831** On **2** Gp **b**

Lap	Elapsed Time	Lap Time	Lap Speed
1	3:36.105	3:36.105	87.237
2	7:10.258	3:34.153	89.831

10 53 Veronika HANKOCYOVA

Total Time **7:11.836** Avg Speed **88.204** Behind **1 Lap**
Best Time **3:35.011** Best Speed **89.472** On **2** Gp **a**

Lap	Elapsed Time	Lap Time	Lap Speed
1	3:36.825	3:36.825	86.947
2	7:11.836	3:35.011	89.472

11 34 Andrew McMULLAN

Total Time **7:12.154** Avg Speed **88.139** Behind **1 Lap**
Best Time **3:35.763** Best Speed **87.375** On **1** Gp **a**

Lap	Elapsed Time	Lap Time	Lap Speed
1	3:35.763	3:35.763	87.375
2	7:12.154	3:36.391	88.902

AROUND A POUND TANDRAGEE 100

JUNIOR SUPPORT

Race 2 - The Peoples' Junior Support

Saturday, 23 April 2016

DETAILED RESULT



Race Classification

12 42 Brian LOUGHLIN

Total Time **7:14.003** Avg Speed **87.764** Behind **1 Lap**
Best Time **3:35.406** Best Speed **89.308** On **2** Gp **a**

Lap	Elapsed Time	Lap Time	Lap Speed
1	3:38.597	3:38.597	86.242
2	7:14.003	3:35.406	89.308

13 118 Tommy HEAPHY

Total Time **7:20.990** Avg Speed **86.373** Behind **1 Lap**
Best Time **3:38.194** Best Speed **88.167** On **2** Gp **a**

Lap	Elapsed Time	Lap Time	Lap Speed
1	3:42.796	3:42.796	84.617
2	7:20.990	3:38.194	88.167

14 11 John CAHILL

Total Time **7:21.635** Avg Speed **86.247** Behind **1 Lap**
Best Time **3:40.299** Best Speed **87.324** On **2** Gp **b**

Lap	Elapsed Time	Lap Time	Lap Speed
1	3:41.336	3:41.336	85.175
2	7:21.635	3:40.299	87.324

15 96 Stephen CARR

Total Time **7:33.876** Avg Speed **83.921** Behind **1 Lap**
Best Time **3:46.137** Best Speed **85.070** On **2** Gp **b**

Lap	Elapsed Time	Lap Time	Lap Speed
1	3:47.739	3:47.739	82.780
2	7:33.876	3:46.137	85.070

16 30 David GRAHAM

Total Time **7:39.857** Avg Speed **82.830** Behind **1 Lap**
Best Time **3:51.590** Best Speed **83.067** On **2** Gp **b**

Lap	Elapsed Time	Lap Time	Lap Speed
1	3:48.267	3:48.267	82.589
2	7:39.857	3:51.590	83.067

17 56 Adrian LOGUE

Total Time **7:42.590** Avg Speed **82.340** Behind **1 Lap**
Best Time **3:51.021** Best Speed **83.272** On **2** Gp **a**

Lap	Elapsed Time	Lap Time	Lap Speed
1	3:51.569	3:51.569	81.411
2	7:42.590	3:51.021	83.272

Race Classification

18 82 William McELROY

Total Time **7:52.336** Avg Speed **80.641** Behind **1 Lap**
Best Time **3:55.023** Best Speed **81.854** On **2** Gp **b**

Lap	Elapsed Time	Lap Time	Lap Speed
1	3:57.313	3:57.313	79.441
2	7:52.336	3:55.023	81.854

19 40 Michael HOEY

Total Time **7:52.716** Avg Speed **80.576** Behind **1 Lap**
Best Time **3:55.207** Best Speed **81.790** On **2** Gp **b**

Lap	Elapsed Time	Lap Time	Lap Speed
1	3:57.509	3:57.509	79.375
2	7:52.716	3:55.207	81.790

20 2 John McCANN

Total Time **7:53.107** Avg Speed **80.510** Behind **1 Lap**
Best Time **3:55.129** Best Speed **81.817** On **2** Gp **b**

Lap	Elapsed Time	Lap Time	Lap Speed
1	3:57.978	3:57.978	79.219
2	7:53.107	3:55.129	81.817

21 142 Stuart RAYNER

Total Time **7:53.970** Avg Speed **80.363** Behind **1 Lap**
Best Time **3:54.415** Best Speed **82.066** On **2** Gp **b**

Lap	Elapsed Time	Lap Time	Lap Speed
1	3:59.555	3:59.555	78.697
2	7:53.970	3:54.415	82.066

Not Classified

DNF 316 Stephen MORRISON

Total Time **6:57.889** Avg Speed **91.148** Behind
Best Time **3:28.638** Best Speed **92.205** On **2** Gp **a**

Lap	Elapsed Time	Lap Time	Lap Speed
1	3:29.251	3:29.251	90.094
2	6:57.889	3:28.638	92.205

DNF 46 Mark JOHNSON

Total Time **3:58.601** Avg Speed **79.012** Behind
Best Time **4:29.291** Best Speed **70.007** On **1** Gp **b**

Lap	Elapsed Time	Lap Time	Lap Speed
1	3:58.601	3:58.601	79.012

AROUND A POUND TANDRAGEE 100

JUNIOR SUPPORT

Race 2 - The Peoples' Junior Support

LAP CHART

**1**

No	Name	Gp	Time of Day	Lap Time
10	James CHAWKE	a	12:13:20.440	3:25.465
51	Scott MILLER	a	12:13:23.503	3:28.528
316	Stephen MORRISON	a	12:13:24.226	3:29.251
333	Warren REEVE	a	12:13:25.426	3:30.451
131	Robert CAIRNS	a	12:13:25.635	3:30.660
25	Rob LIVESEY	a	12:13:28.439	3:33.464
74	Jamie O'BRIEN	b	12:13:30.633	3:35.658
34	Andrew McMULLAN	a	12:13:30.738	3:35.763
38	Jordan McFERRAN	b	12:13:31.080	3:36.105
79	Stephen DAVISON	a	12:13:31.115	3:36.140
43	Philip CROSBIE	b	12:13:31.413	3:36.438
53	Veronika HANKOCYOVA	a	12:13:31.800	3:36.825
42	Brian LOUGHLIN	a	12:13:33.572	3:38.597
11	John CAHILL	b	12:13:36.311	3:41.336
118	Tommy HEAPHY	a	12:13:37.771	3:42.796
96	Stephen CARR	b	12:13:42.714	3:47.739
30	David GRAHAM	b	12:13:43.242	3:48.267
56	Adrian LOGUE	a	12:13:46.544	3:51.569
82	William McELROY	b	12:13:52.288	3:57.313
40	Michael HOEY	b	12:13:52.484	3:57.509
2	John McCANN	b	12:13:52.953	3:57.978
46	Mark JOHNSON	b	12:13:53.576	3:58.601
142	Stuart RAYNER	b	12:13:54.530	3:59.555

2

No	Name	Gp	Time of Day	Lap Time
10	James CHAWKE	a	12:16:43.018	3:22.578
51	Scott MILLER	a	12:16:52.240	3:28.737
316	Stephen MORRISON	a	12:16:52.864	3:28.638
333	Warren REEVE	a	12:16:53.664	3:28.238
131	Robert CAIRNS	a	12:16:55.439	3:29.804
43	Philip CROSBIE	b	12:17:03.943	3:32.530
74	Jamie O'BRIEN	b	12:17:04.581	3:33.948
25	Rob LIVESEY	a	12:17:04.799	3:36.360
79	Stephen DAVISON	a	12:17:05.099	3:33.984
38	Jordan McFERRAN	b	12:17:05.233	3:34.153
53	Veronika HANKOCYOVA	a	12:17:06.811	3:35.011
34	Andrew McMULLAN	a	12:17:07.129	3:36.391
42	Brian LOUGHLIN	a	12:17:08.978	3:35.406
118	Tommy HEAPHY	a	12:17:15.965	3:38.194
11	John CAHILL	b	12:17:16.610	3:40.299
96	Stephen CARR	b	12:17:28.851	3:46.137
30	David GRAHAM	b	12:17:34.832	3:51.590
56	Adrian LOGUE	a	12:17:37.565	3:51.021
82	William McELROY	b	12:17:47.311	3:55.023
40	Michael HOEY	b	12:17:47.691	3:55.207
2	John McCANN	b	12:17:48.082	3:55.129
142	Stuart RAYNER	b	12:17:48.945	3:54.415

3

No	Name	Gp	Time of Day	Lap Time
10	James CHAWKE	a	12:20:08.280	3:25.262
51	Scott MILLER	a	12:20:18.964	3:26.724
333	Warren REEVE	a	12:20:21.841	3:28.177
131	Robert CAIRNS	a	12:20:23.707	3:28.268
79	Stephen DAVISON	a	12:20:45.452	3:40.353

ROAD RACE - IRISH JUNIOR SUPPORT

2016

Pos	No.	Name	Total	Diff	Gap	#1	#2
						R1	R1
1	10	James CHAWKE	31	0	0	6	25
2	131	Robert CAIRNS	29	2	2	16	13
3	142	Marc IRONSIDE	25	6	4	25	x
4	333	Warren REEVE	21	10	4	5	16
5	51	Scott MILLER	20	11	1	x	20
6	19	Kris DUNCAN	20	11	0	20	x
7	38	Jordan McFERRAN	20	11	0	13	7
8	53	Veronika HANKOCYOVA	16	15	4	10	6
9	25	Rob LIVESEY	12	19	4	4	8
10	79	Stephen DAVISON	11	20	1	x	11
11	181	Jason SHAW	11	20	0	11	x
12	42	Brian LOUGHLIN	11	20	0	7	4
13	118	Tommy HEAPHY	11	20	0	8	3
14	43	Philip CROSBIE	10	21	1	x	10
15	74	Jamie O'BRIEN	9	22	1	x	9
16	22	Paul O'ROURKE	9	22	0	9	x
17	34	Andrew McMULLAN	5	26	4	x	5
18	57	Yvonne MONTGOMERY	3	28	2	3	x
19	11	John CAHILL	2	29	1	x	2
20	95	Robert GORDON	2	29	0	2	x
21	96	Stephen CARR	1	30	1	x	1
22	26	Adrian GORDON	1	30	0	1	x

Event Legend

#1 01/04/2016 JFM HAULAGE MID-ANTRIM 150

#2 22/04/2016 AROUND A POUND TANDRAGEE 100

ROAD RACE - ULSTER JUNIOR SUPPORT

2016

Pos	No.	Name	Total	Diff	Gap	#1	#2
						R1	R1
1	10	James CHAWKE	31	0	0	6	25
2	131	Robert CAIRNS	29	2	2	16	13
3	142	Marc IRONSIDE	25	6	4	25	x
4	333	Warren REEVE	21	10	4	5	16
5	51	Scott MILLER	20	11	1	x	20
6	19	Kris DUNCAN	20	11	0	20	x
7	38	Jordan McFERRAN	20	11	0	13	7
8	53	Veronika HANKOCYOVA	16	15	4	10	6
9	25	Rob LIVESEY	12	19	4	4	8
10	79	Stephen DAVISON	11	20	1	x	11
11	181	Jason SHAW	11	20	0	11	x
12	42	Brian LOUGHLIN	11	20	0	7	4
13	118	Tommy HEAPHY	11	20	0	8	3
14	43	Philip CROSBIE	10	21	1	x	10
15	74	Jamie O'BRIEN	9	22	1	x	9
16	22	Paul O'ROURKE	9	22	0	9	x
17	34	Andrew McMULLAN	5	26	4	x	5
18	57	Yvonne MONTGOMERY	3	28	2	3	x
19	11	John CAHILL	2	29	1	x	2
20	95	Robert GORDON	2	29	0	2	x
21	96	Stephen CARR	1	30	1	x	1
22	26	Adrian GORDON	1	30	0	1	x

Event Legend

#1 01/04/2016 JFM HAULAGE MID-ANTRIM 150

#2 22/04/2016 AROUND A POUND TANDRAGEE 100