

# Around A Pound

**TANDRAGEE 100**

**Friday 22<sup>nd</sup> & Saturday 23<sup>rd</sup> April 2016**

**promoted by North Armagh MC & CC**

**[www.tandragee100.co.uk](http://www.tandragee100.co.uk)**



**21ST CENTURY BACK CARE**

## **PHILIP RIDDALL MEMORIAL CLASSIC**

**WILLIAM McCOMBE 500cc/1000cc**

**R HEATRICK LTD. 350cc**

**MILLSIDE ENGINEERING 250cc**



**2&4**  
WHEEL MOTORSPORT  
STEERING GROUP LTD

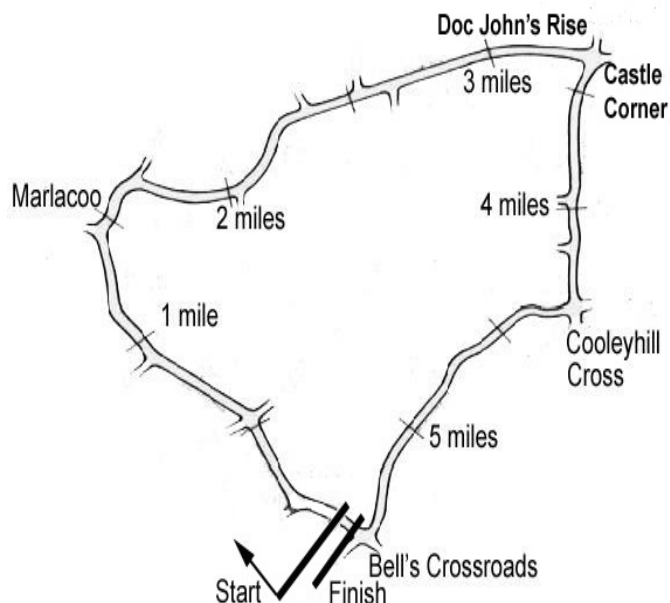


Armagh City  
Banbridge  
& Craigavon  
Borough Council



tourism  
northernireland

# Tandragee Circuit 5.34375 miles



## LAP RECORDS

Class	Rider	Machine	m s	mph	Year
125cc	Robert Dunlop	Honda	3 19.38	96.487	1999
Moto 3	to be established				
Moto 450	Ryan Farquhar	Kawasaki 450	3 21.613	95.418	2014
250cc	Phillip McCallen	Honda	3 10.0	101.25	1991
Supersport 400	Dave Leach	Yamaha	3 20.0	96.19	1995
Supertwin	Adrian Archibald	Kawasaki	3 10.196	101.146	2011
Supersport	Michael Dunlop	Yamaha	2 57.522	108.367	2011
Superbike	Michael Dunlop	Kawasaki	2 56.012	109.297	2011
Senior Support	James Kelly	Honda 600	3 13.835	99.247	2013
Junior Support	Derek Costello	Kawasaki 650	3 20.827	95.791	2014
Classic 1000cc	Stewart Parkhill	BSA 750	3 29.69	91.74	1996
Classic 500cc	Bob Jackson	Norton	3 27.03	92.921	1998
Classic 350cc	Colin Rodgers	Honda	3 38.59	88.007	1999
Classic 250cc	Gary Long	Suzuki	3 42.23	86.566	1997
Forgotten Era	Des Butler		4 02.594	79.299	2015

## MOST WINS at TANDRAGEE 100

Joey Dunlop	18	1971-00	(125-3, 200 HC-1, 250-2, 350-3, 500-1, SSP-1, SBK-7)
Ryan Farquhar	17	1996-15	(450-4, STWN-3, SSP-2, SBK-5, SJUN-1, C500-2)
Brian Reid	14	1980-94	(125-1, 250-3, 350-4, 500-1, SSP-3, SBK-2)
Michael Dunlop	11	2006-13	(125-1, 250-2, SSP-3, SBK-4, SJUN-1)
Ray McCullough	10	1971-82	(250-7, 350-2, 500-1)
Phillip McCallen	9	1988-99	(125-1, 250-3, SSP-1, SBK-4)
Sam McClements	8	1981-89	(SBK-5, C500-3)
William Dunlop	8	2008-15	(125-1, 250-4, SSP-2, SBK-1)
Robert Dunlop	7	1985-06	(125-7)

## MOST WINS AT ALL IRISH ROAD RACE MEETINGS (after Mid-Antrim 150 2016)

Ryan Farquhar	208	1995-16
Joey Dunlop	156	1971-00
Robert Dunlop	135	1980-08
William Dunlop	112	2005-15
Ray McCullough	109	1960-82
Phillip McCallen	109	1987-99
Michael Dunlop	92	2006-15
Brian Reid	78	1980-94
Darran Lindsay	74	1999-06
James Courtney	66	1992-99

# AROUND A POUND TANDRAGEE 100

## CLASSIC - 21st Century Back Care Philip Riddall Memori

### Qualifying


Friday, 22 April 2016



Pos	Class	No	Name	Machine / Sponsor	----- Best Lap -----				Laps
					Time	Behind	Speed	On	
<b>Qualifying Classification</b>									
1	C500	75	John PEMBERTON	Manx Norton 500	3:40.033		87.430	4	5
2	C1000	74	Jamie O'BRIEN	Weslake 850 - TTS	3:40.042	0.009	87.426	4	5
3	C500	71	Mark PARRETT	Manx Norton 500 - Works Racing M/cycles	3:43.120	3.087	86.220	4	5
4	C500	134	Sean LEONARD	Honda 497	3:47.488	7.455	84.565	4	5
5	C350	40	Barry DAVIDSON	Honda 349 - Dempster Racing	3:48.393	8.360	84.230	4	5
6	C500	2	Freddie STEWART	Honda 500	3:50.760	10.727	83.366	4	5
7	C1000	11	John SCOTT	R North Triumph 930	3:54.986	14.953	81.867	3	5
8	C350	24	George STINSON	Honda 350	3:55.810	15.777	81.581	4	5
9	C250	76	Philip SHAW	Suzuki 250	3:59.903	19.870	80.189	5	5
10	C350	46	Mark JOHNSON	Honda 350 - MJ Racing	4:02.898	22.865	79.200	2	5
11	C1000	12	Richard FORD	Norton 920 - Bob Jackson Racing	4:03.888	23.855	78.878	2	2
12	C500	5	Gary JAMISON	Honda 500	4:04.576	24.543	78.657	3	3
13	C350	67	Herbie RONAN	Drixton Honda 350	4:04.608	24.575	78.646	5	5
14	C500	130	Patrick WALKER	Manx Norton 500 - Works Racing M/Cycles	4:08.346	28.313	77.462	2	3
15	C350	63	Ian THOMPSON (R)	Honda 350 - MB	4:11.202	31.169	76.582	2	5
16	C350	79	Linton IRWIN	Honda 350	4:12.076	32.043	76.316	5	5
17	C250	82	Rhys HARDISTY	Ducati 250	4:15.223	35.190	75.375	2	2
18	C250	20	Gary HUTTON	Honda 198 - Dempster Racing	4:15.454	35.421	75.307	3	5
19	C250	18	Thomas HOGG	Honda 250	4:26.470	46.437	72.194	3	3
20	C250	43	Alex McVICKER	Honda 250 - John Ennis	4:26.670	46.637	72.140	4	4
21	C350	42	Tom FRASER	Bultaco 347	4:27.495	47.462	71.917	2	4
22	C250	47	Davie BLACK	Suzuki 250	4:32.336	52.303	70.639	5	5
23	C250	78	Ken PARKES	Honda 198	4:42.926	1:02.893	67.995	4	4
24	C250	30	Robert WRIGHT	Honda 250	4:46.657	1:06.624	67.110	4	4
25	C1000	34	Trevor STEWART	Honda 560 - Stewart Racing	5:20.663	1:40.630	59.993	4	4
26	C250	69	Allen GIBSON	Suzuki 210	5:46.775	2:06.742	55.475	2	2
27	C500	62	William MULHOLLAND	Matchless 496	6:04.887	2:24.854	52.722	3	3
28	C350	55	Jonathan DORAN	Honda 350	9:39.156	5:59.123	33.216	1	1

Provisional result to be confirmed by the Stewards of the Meeting subject to completion of technical inspections & the time limit for protests

Page 1 / 1

Circuit	<b>Tandragee</b>	Signed		Organising Club	<b>North Armagh MC&amp;CC</b>
Length(miles)	<b>5.3438</b> Lap 1 (5.2368)	Chief Timekeeper		Qualifying Started	<b>17:38</b>
Weather	<b>Cloudy</b>	Issued At:	<b>18:11</b>		
Track	<b>Dry</b>				



# AROUND A POUND TANDRAGEE 100

CLASSIC - 21st Century Back Care Philip Riddall Memorial Ra

Qualifying

Friday, 22 April 2016

## DETAILED RESULT



### Qualifying Classification

Position

#### **1** 75 John PEMBERTON

C500			Behind		
Best Time	<b>3:40.033</b>	Best Speed	<b>87.430</b>	On	<b>4</b> Gp
<i>Lap</i>	<i>Elapsed Time</i>	<i>Lap Time</i>	<i>Lap Speed</i>		
1	8:07.227	8:07.227	38.693		
2	11:50.413	3:43.186	86.195		
3	15:31.684	3:41.271	86.941		
4	19:11.717	3:40.033	87.430		
5	22:54.298	3:42.581	86.429		

#### **2** 74 Jamie O'BRIEN

C1000			Behind		<b>0.009</b>
Best Time	<b>3:40.042</b>	Best Speed	<b>87.426</b>	On	<b>4</b> Gp
<i>Lap</i>	<i>Elapsed Time</i>	<i>Lap Time</i>	<i>Lap Speed</i>		
1	7:58.765	7:58.765	39.377		
2	11:45.983	3:47.218	84.665		
3	15:31.004	3:45.021	85.492		
4	19:11.046	3:40.042	87.426		
5	22:53.613	3:42.567	86.435		

#### **3** 71 Mark PARRETT

C500			Behind		<b>3.087</b>
Best Time	<b>3:43.120</b>	Best Speed	<b>86.220</b>	On	<b>4</b> Gp
<i>Lap</i>	<i>Elapsed Time</i>	<i>Lap Time</i>	<i>Lap Speed</i>		
1	8:42.508	8:42.508	36.080		
2	12:34.258	3:51.750	83.010		
3	16:25.391	3:51.133	83.231		
4	20:08.511	3:43.120	86.220		
5	24:00.775	3:52.264	82.826		

#### **4** 134 Sean LEONARD

C500			Behind		<b>7.455</b>
Best Time	<b>3:47.488</b>	Best Speed	<b>84.565</b>	On	<b>4</b> Gp
<i>Lap</i>	<i>Elapsed Time</i>	<i>Lap Time</i>	<i>Lap Speed</i>		
1	8:02.325	8:02.325	39.086		
2	11:57.126	3:54.801	81.931		
3	15:49.994	3:52.868	82.611		
4	19:37.482	3:47.488	84.565		
5	23:35.068	3:57.586	80.971		

### Qualifying Classification

Position

#### **5** 40 Barry DAVIDSON

C350			Behind		<b>8.360</b>
Best Time	<b>3:48.393</b>	Best Speed	<b>84.230</b>	On	<b>4</b> Gp
<i>Lap</i>	<i>Elapsed Time</i>	<i>Lap Time</i>	<i>Lap Speed</i>		
1	9:38.801	9:38.801	32.571		
2	13:39.394	4:00.593	79.959		
3	17:32.080	3:52.686	82.676		
4	21:20.473	3:48.393	84.230		
5	25:11.613	3:51.140	83.229		

#### **6** 2 Freddie STEWART

C500			Behind		<b>10.727</b>
Best Time	<b>3:50.760</b>	Best Speed	<b>83.366</b>	On	<b>4</b> Gp
<i>Lap</i>	<i>Elapsed Time</i>	<i>Lap Time</i>	<i>Lap Speed</i>		
1	8:05.004	8:05.004	38.870		
2	11:59.464	3:54.460	82.050		
3	15:50.582	3:51.118	83.237		
4	19:41.342	3:50.760	83.366		
5	23:37.766	3:56.424	81.369		

#### **7** 11 John SCOTT

C1000			Behind		<b>14.953</b>
Best Time	<b>3:54.986</b>	Best Speed	<b>81.867</b>	On	<b>3</b> Gp
<i>Lap</i>	<i>Elapsed Time</i>	<i>Lap Time</i>	<i>Lap Speed</i>		
1	8:44.509	8:44.509	35.943		
2	12:43.077	3:58.568	80.637		
3	16:38.063	3:54.986	81.867		
4	20:49.534	4:11.471	76.500		
5	25:15.909	4:26.375	72.220		

#### **8** 24 George STINSON

C350			Behind		<b>15.777</b>
Best Time	<b>3:55.810</b>	Best Speed	<b>81.581</b>	On	<b>4</b> Gp
<i>Lap</i>	<i>Elapsed Time</i>	<i>Lap Time</i>	<i>Lap Speed</i>		
1	8:14.847	8:14.847	38.097		
2	12:12.671	3:57.824	80.890		
3	16:09.959	3:57.288	81.072		
4	20:05.769	3:55.810	81.581		
5	24:02.848	3:57.079	81.144		

# AROUND A POUND TANDRAGEE 100

## CLASSIC - 21st Century Back Care Philip Riddall Memorial Ra

### Qualifying

Friday, 22 April 2016

## DETAILED RESULT



### Qualifying Classification

Position

#### **9** 76 Philip SHAW

C250 Behind 19.870

Best Time 3:59.903 Best Speed 80.189 On 5 Gp

Lap	Elapsed Time	Lap Time	Lap Speed
1	8:33.715	8:33.715	36.698
2	12:35.917	4:02.202	79.428
3	16:37.353	4:01.436	79.680
4	20:41.012	4:03.659	78.953
5	24:40.915	3:59.903	80.189

### Qualifying Classification

Position

#### **14** 130 Patrick WALKER

C500 Behind 28.313

Best Time 4:08.346 Best Speed 77.462 On 2 Gp

Lap	Elapsed Time	Lap Time	Lap Speed
1	8:39.895	8:39.895	36.262
2	12:48.241	4:08.346	77.462
3	17:52.489	5:04.248	63.230

#### **15** 63 Ian THOMPSON (R)

C350 Behind 31.169

Best Time 4:11.202 Best Speed 76.582 On 2 Gp

Lap	Elapsed Time	Lap Time	Lap Speed
1	8:47.956	8:47.956	35.708
2	12:59.158	4:11.202	76.582
3	17:13.517	4:14.359	75.631
4	21:26.767	4:13.250	75.962
5	25:42.777	4:16.010	75.144

#### **10** 46 Mark JOHNSON

C350 Behind 22.865

Best Time 4:02.898 Best Speed 79.200 On 2 Gp

Lap	Elapsed Time	Lap Time	Lap Speed
1	9:23.682	9:23.682	33.445
2	13:26.580	4:02.898	79.200
3	17:32.732	4:06.152	78.153
4	21:39.365	4:06.633	78.001
5	25:46.967	4:07.602	77.695

#### **11** 12 Richard FORD

C1000 Behind 23.855

Best Time 4:03.888 Best Speed 78.878 On 2 Gp

Lap	Elapsed Time	Lap Time	Lap Speed
1	8:47.241	8:47.241	35.757
2	12:51.129	4:03.888	78.878

#### **12** 5 Gary JAMISON

C500 Behind 24.543

Best Time 4:04.576 Best Speed 78.657 On 3 Gp

Lap	Elapsed Time	Lap Time	Lap Speed
1	9:37.081	9:37.081	32.668
2	13:42.419	4:05.338	78.412
3	17:46.995	4:04.576	78.657

#### **13** 67 Herbie RONAN

C350 Behind 24.575

Best Time 4:04.608 Best Speed 78.646 On 5 Gp

Lap	Elapsed Time	Lap Time	Lap Speed
1	8:41.565	8:41.565	36.146
2	12:49.630	4:08.065	77.550
3	16:56.187	4:06.557	78.025
4	21:01.856	4:05.669	78.307
5	25:06.464	4:04.608	78.646

#### **15**

#### 63 Ian THOMPSON (R)

C350 Behind 31.169

Best Time 4:11.202 Best Speed 76.582 On 2 Gp

Lap	Elapsed Time	Lap Time	Lap Speed
1	8:47.956	8:47.956	35.708
2	12:59.158	4:11.202	76.582
3	17:13.517	4:14.359	75.631
4	21:26.767	4:13.250	75.962
5	25:42.777	4:16.010	75.144

#### **16**

#### 79 Linton IRWIN

C350 Behind 32.043

Best Time 4:12.076 Best Speed 76.316 On 5 Gp

Lap	Elapsed Time	Lap Time	Lap Speed
1	9:03.272	9:03.272	34.701
2	13:25.198	4:21.926	73.446
3	17:41.116	4:15.918	75.171
4	21:53.564	4:12.448	76.204
5	26:05.640	4:12.076	76.316

#### **17**

#### 82 Rhys HARDISTY

C250 Behind 35.190

Best Time 4:15.223 Best Speed 75.375 On 2 Gp

Lap	Elapsed Time	Lap Time	Lap Speed
1	8:26.990	8:26.990	37.185
2	12:42.213	4:15.223	75.375

#### **18**

#### 20 Gary HUTTON

C250 Behind 35.421

Best Time 4:15.454 Best Speed 75.307 On 3 Gp

Lap	Elapsed Time	Lap Time	Lap Speed
1	9:25.239	9:25.239	33.353
2	13:41.399	4:16.160	75.100
3	17:56.853	4:15.454	75.307
4	22:17.818	4:20.965	73.717
5	26:35.327	4:17.509	74.706

# AROUND A POUND TANDRAGEE 100

## CLASSIC - 21st Century Back Care Philip Riddall Memorial Ra Qualifying

Friday, 22 April 2016

### DETAILED RESULT



#### Qualifying Classification

Position

<b>19</b>	<b>18 Thomas HOGG</b>	Behind	<b>46.437</b>
C250			
Best Time	<b>4:26.470</b>	Best Speed	<b>72.194</b> On 3 Gp
Lap	Elapsed Time	Lap Time	Lap Speed
1	9:55.876	9:55.876	31.638
2	16:18.384	6:22.508	50.293
3	20:44.854	4:26.470	72.194

<b>20</b>	<b>43 Alex McVICKER</b>	Behind	<b>46.637</b>
C250			
Best Time	<b>4:26.670</b>	Best Speed	<b>72.140</b> On 4 Gp
Lap	Elapsed Time	Lap Time	Lap Speed
1	9:59.506	9:59.506	31.446
2	14:33.718	4:34.212	70.156
3	19:02.821	4:29.103	71.487
4	23:29.491	4:26.670	72.140

<b>21</b>	<b>42 Tom FRASER</b>	Behind	<b>47.462</b>
C350			
Best Time	<b>4:27.495</b>	Best Speed	<b>71.917</b> On 2 Gp
Lap	Elapsed Time	Lap Time	Lap Speed
1	10:02.802	10:02.802	31.274
2	14:30.297	4:27.495	71.917
3	19:05.321	4:35.024	69.948
4	23:33.618	4:28.297	71.702

<b>22</b>	<b>47 Davie BLACK</b>	Behind	<b>52.303</b>
C250			
Best Time	<b>4:32.336</b>	Best Speed	<b>70.639</b> On 5 Gp
Lap	Elapsed Time	Lap Time	Lap Speed
1	8:50.658	8:50.658	35.526
2	13:26.236	4:35.578	69.808
3	18:00.036	4:33.800	70.261
4	22:35.913	4:35.877	69.732
5	27:08.249	4:32.336	70.639

<b>23</b>	<b>78 Ken PARKES</b>	Behind	<b>1:02.893</b>
C250			
Best Time	<b>4:42.926</b>	Best Speed	<b>67.995</b> On 4 Gp
Lap	Elapsed Time	Lap Time	Lap Speed
1	9:14.258	9:14.258	34.014
2	14:01.065	4:46.807	67.075
3	18:46.121	4:45.056	67.487
4	23:29.047	4:42.926	67.995

#### Qualifying Classification

Position

<b>24</b>	<b>30 Robert WRIGHT</b>	Behind	<b>1:06.624</b>
C250			
Best Time	<b>4:46.657</b>	Best Speed	<b>67.110</b> On 4 Gp
Lap	Elapsed Time	Lap Time	Lap Speed
1	10:09.193	10:09.193	30.946
2	15:00.543	4:51.350	66.029
3	19:49.425	4:48.882	66.593
4	24:36.082	4:46.657	67.110

<b>25</b>	<b>34 Trevor STEWART</b>	Behind	<b>1:40.630</b>
C1000			
Best Time	<b>5:20.663</b>	Best Speed	<b>59.993</b> On 4 Gp
Lap	Elapsed Time	Lap Time	Lap Speed
1	10:18.344	10:18.344	30.488
2	16:09.606	5:51.262	54.767
3	21:46.393	5:36.787	57.121
4	27:07.056	5:20.663	59.993

<b>26</b>	<b>69 Allen GIBSON</b>	Behind	<b>2:06.742</b>
C250			
Best Time	<b>5:46.775</b>	Best Speed	<b>55.475</b> On 2 Gp
Lap	Elapsed Time	Lap Time	Lap Speed
1	10:53.495	10:53.495	28.848
2	16:40.270	5:46.775	55.475

<b>27</b>	<b>62 William MULHOLLAND</b>	Behind	<b>2:24.854</b>
C500			
Best Time	<b>6:04.887</b>	Best Speed	<b>52.722</b> On 3 Gp
Lap	Elapsed Time	Lap Time	Lap Speed
1	12:04.349	12:04.349	26.027
2	18:25.827	6:21.478	50.429
3	24:30.714	6:04.887	52.722

<b>28</b>	<b>55 Jonathan DORAN</b>	Behind	<b>5:59.123</b>
C350			
Best Time	<b>9:39.156</b>	Best Speed	<b>33.216</b> On 1 Gp
Lap	Elapsed Time	Lap Time	Lap Speed
1	9:39.156	9:39.156	32.551

AROUND A POUND TANDRAGEE 100

CLASSIC - 21st Century Back Care

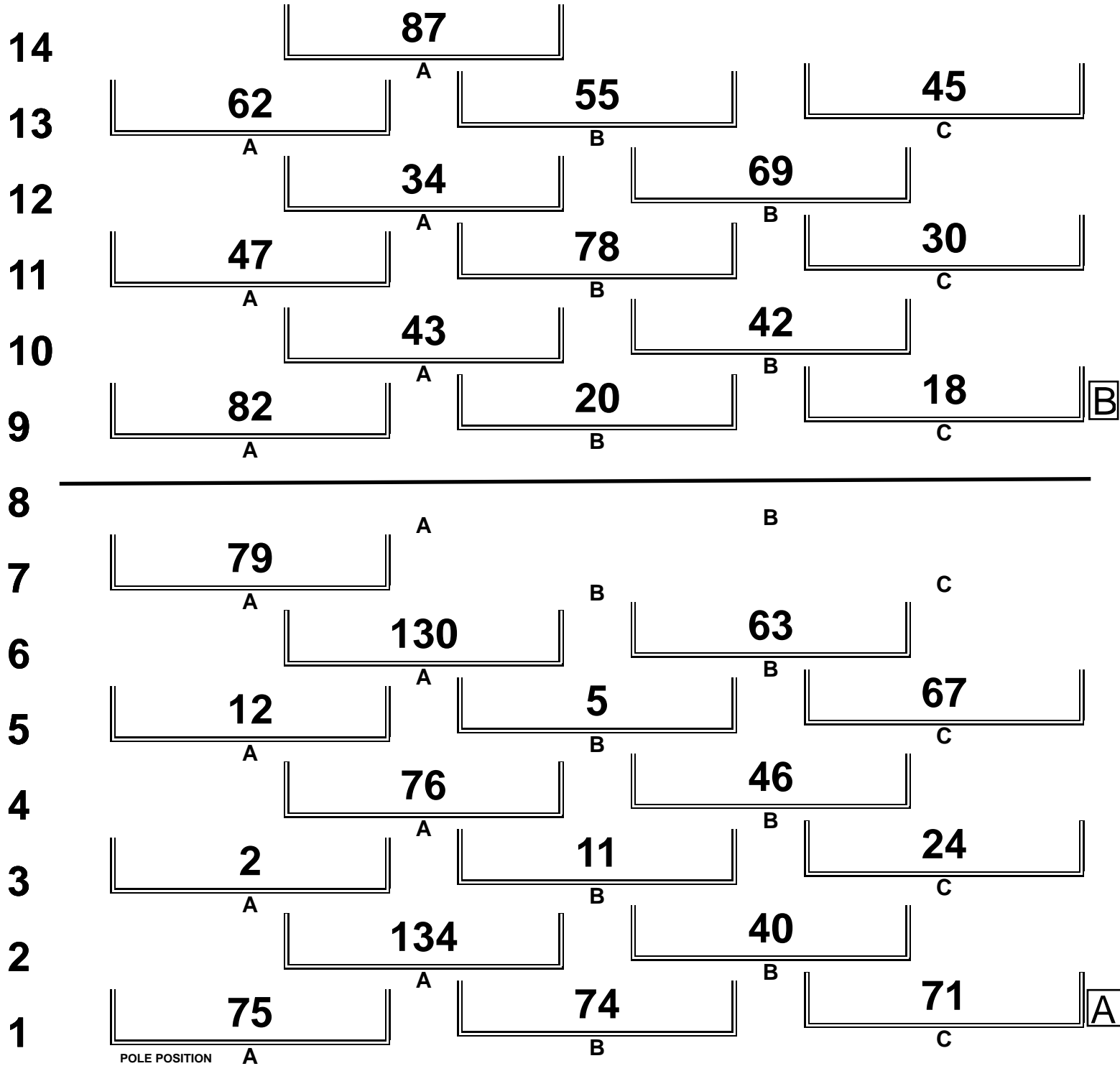
Tandragee 5.344 miles

R4: Millside Eng/R Heatrick/W McCombe Classic

23/04/2016 13:15

Race (5 Laps)

**RACE 4 - CLASSIC**



POLE POSITION A



Promoted by North Armagh MC & CC

Orbits

Provisional result to be confirmed by the Stewards of the Meeting subject to the completion of technical inspections and the time limit for protests.

MCUI (Ulster Centre) Timing @ www.elaps-timing.com



Ride on  
Delta  
Seven

# AROUND A POUND TANDRAGEE 100

CLASSIC - 21st Century Back Care Philip Riddall Memorial Race

Race 4 - Millside Eng./R Heatrick/W McCombe Classic

Saturday, 23 April 2016



Pos	Class	No	Name	Machine / Sponsor	Gp	Lap	Total Time	Behind	Speed	-----Best Lap-----		
										Time	Speed	On

## Race Classification

1	C1000	74	Jamie O'BRIEN	Weslake 850 - TTS	a	5	18:07.960		88.057	3:35.592	89.231	4
2	C500	71	Mark PARRETT	Manx Norton 500 - Works Racing M/cycles	a	5	18:13.063	5.103	87.646	3:36.397	88.899	5
3	C500	75	John PEMBERTON	Manx Norton 500	a	5	18:24.250	16.290	86.758	3:38.746	87.944	2
4	C1000	12	Richard FORD	Norton 920 - Bob Jackson Racing	a	5	18:41.134	33.174	85.451	3:41.629	86.800	2
5	C500	45	Ed MANLY	Seeley G50 496	b	5	19:03.213	55.253	83.801	3:48.297	84.265	4
6	C500	5	Gary JAMISON	Honda 500	a	5	19:04.435	56.475	83.711	3:45.247	85.406	2
7	C500	134	Sean LEONARD	Honda 497	a	5	19:13.543	1:05.583	83.050	3:46.167	85.059	5
8	C1000	11	John SCOTT	R North Triumph 930	a	5	19:29.858	1:21.898	81.892	3:48.378	84.235	2
9	C350	46	Mark JOHNSON	Honda 350 - MJ Racing	a	5	19:43.411	1:35.451	80.954	3:54.945	81.881	5
10	C350	67	Herbie RONAN	Drixton Honda 350	a	5	20:05.891	1:57.931	79.445	3:59.545	80.309	3
11	C250	76	Philip SHAW	Suzuki 250	a	5	20:14.596	2:06.636	78.876	4:01.076	79.798	5
12	C250	87	Brian MATEER	Suzuki 250	b	5	20:28.809	2:20.849	77.964	4:03.127	79.125	3
13	C350	55	Jonathan DORAN	Honda 350	b	5	20:30.521	2:22.561	77.855	4:03.462	79.016	5
14	C350	63	Ian THOMPSON (R)	Honda 350 - MB	a	5	20:40.449	2:32.489	77.232	4:00.537	78.376	1
15	C350	79	Linton IRWIN	Honda 350	a	5	20:49.557	2:41.597	76.669	4:07.673	77.673	4
16	C250	43	Alex McVICKER	Honda 250 - John Ennis	b	4	17:51.400	1 Lap	71.462	4:23.018	73.141	4
17	C250	47	Davie BLACK	Suzuki 250	b	4	18:17.834	1 Lap	69.742	4:33.085	70.445	3
18	C250	30	Robert WRIGHT	Honda 250	b	4	18:50.111	1 Lap	67.750	4:41.116	68.433	4
19	C250	69	Allen GIBSON	Suzuki 210	b	4	22:09.081	1 Lap	57.607	5:28.136	58.627	4

## Fastest Lap


C1000	74	Jamie O'BRIEN	Weslake 850 - TTS							3:35.592	89.231	4
-------	----	---------------	-------------------	--	--	--	--	--	--	----------	--------	---

## Not Classified

DNF	C250	20	Gary HUTTON	Honda 198 - Dempster Racing	b	3	12:46.819		74.760	4:16.272	75.067	2
DNF	C350	24	George STINSON	Honda 350	a	2	7:48.123		81.367	3:53.331	82.447	2
DNF	C1000	34	Trevor STEWART	Honda 560 - Stewart Racing	b	2	10:43.430		59.198	5:16.921	60.701	2
DNF	C500	2	Freddie STEWART	Honda 500	a	1	4:10.749		75.184	4:10.749	75.184	1
DNF	C250	78	Ken PARKES	Honda 198	b	1	5:31.173		56.926	6:08.473	51.163	1

Provisional result to be confirmed by the Stewards of the Meeting subject to completion of technical inspections & the time limit for protests

Page 1 / 1

Circuit	<b>Tandragee</b>	Signed		Organising Club	<b>North Armagh MC&amp;CC</b>
Length(miles)	<b>5.3438</b>	Lap 1 (5.2368)	Chief Timekeeper	Race Started	<b>13:27</b>
Weather	<b>Sunny</b>	Issued At:	13:54	Gp Time Diff - b	<b>37.30</b>
Track	<b>Dry</b>				





# AROUND A POUND TANDRAGEE 100

CLASSIC - 21st Century Back Care Philip Riddall Memorial Ra

Race 4 - Millside Eng./R Heatrick/W McCombe Classic

Saturday, 23 April 2016

## DETAILED RESULT



### Race Classification

#### **1** 74 Jamie O'BRIEN

Total Time **18:07.960** Avg Speed **88.057** Behind  
Best Time **3:35.592** Best Speed **89.231** On **4** Gp **a**

Lap	Elapsed Time	Lap Time	Lap Speed
1	3:37.765	3:37.765	86.572
2	7:18.292	3:40.527	87.234
3	10:55.998	3:37.706	88.365
4	14:31.590	3:35.592	89.231
5	18:07.960	3:36.370	88.910

#### **2** 71 Mark PARRETT

Total Time **18:13.063** Avg Speed **87.646** Behind **5.103**  
Best Time **3:36.397** Best Speed **88.899** On **5** Gp **a**

Lap	Elapsed Time	Lap Time	Lap Speed
1	3:41.232	3:41.232	85.215
2	7:19.823	3:38.591	88.007
3	10:59.164	3:39.341	87.706
4	14:36.666	3:37.502	88.447
5	18:13.063	3:36.397	88.899

#### **3** 75 John PEMBERTON

Total Time **18:24.250** Avg Speed **86.758** Behind **16.290**  
Best Time **3:38.746** Best Speed **87.944** On **2** Gp **a**

Lap	Elapsed Time	Lap Time	Lap Speed
1	3:42.389	3:42.389	84.772
2	7:21.135	3:38.746	87.944
3	11:00.025	3:38.890	87.887
4	14:39.109	3:39.084	87.809
5	18:24.250	3:45.141	85.446

#### **4** 12 Richard FORD

Total Time **18:41.134** Avg Speed **85.451** Behind **33.174**  
Best Time **3:41.629** Best Speed **86.800** On **2** Gp **a**

Lap	Elapsed Time	Lap Time	Lap Speed
1	3:49.813	3:49.813	82.033
2	7:31.442	3:41.629	86.800
3	11:16.433	3:44.991	85.503
4	14:58.322	3:41.889	86.699
5	18:41.134	3:42.812	86.340

### Race Classification

#### **5** 45 Ed MANLY

Total Time **19:03.213** Avg Speed **83.801** Behind **55.253**  
Best Time **3:48.297** Best Speed **84.265** On **4** Gp **b**

Lap	Elapsed Time	Lap Time	Lap Speed
1	3:46.407	3:46.407	83.267
2	7:35.037	3:48.630	84.143
3	11:26.522	3:51.485	83.105
4	15:14.819	3:48.297	84.265
5	19:03.213	3:48.394	84.229

#### **6** 5 Gary JAMISON

Total Time **19:04.435** Avg Speed **83.711** Behind **56.475**  
Best Time **3:45.247** Best Speed **85.406** On **2** Gp **a**

Lap	Elapsed Time	Lap Time	Lap Speed
1	3:47.685	3:47.685	82.800
2	7:32.932	3:45.247	85.406
3	11:23.194	3:50.262	83.546
4	15:14.719	3:51.525	83.090
5	19:04.435	3:49.716	83.745

#### **7** 134 Sean LEONARD

Total Time **19:13.543** Avg Speed **83.050** Behind **1:05.583**  
Best Time **3:46.167** Best Speed **85.059** On **5** Gp **a**

Lap	Elapsed Time	Lap Time	Lap Speed
1	3:58.951	3:58.951	78.896
2	7:46.509	3:47.558	84.539
3	11:37.720	3:51.211	83.203
4	15:27.376	3:49.656	83.767
5	19:13.543	3:46.167	85.059

#### **8** 11 John SCOTT

Total Time **19:29.858** Avg Speed **81.892** Behind **1:21.898**  
Best Time **3:48.378** Best Speed **84.235** On **2** Gp **a**

Lap	Elapsed Time	Lap Time	Lap Speed
1	3:57.260	3:57.260	79.458
2	7:45.638	3:48.378	84.235
3	11:36.748	3:51.110	83.240
4	15:32.103	3:55.355	81.738
5	19:29.858	3:57.755	80.913

# AROUND A POUND TANDRAGEE 100

CLASSIC - 21st Century Back Care Philip Riddall Memorial Ra

Race 4 - Millside Eng./R Heatrick/W McCombe Classic

Saturday, 23 April 2016

## DETAILED RESULT



### Race Classification

#### **9** 46 Mark JOHNSON

Total Time **19:43.411** Avg Speed **80.954** Behind **1:35.451**  
Best Time **3:54.945** Best Speed **81.881** On **5** Gp **a**

Lap	Elapsed Time	Lap Time	Lap Speed
1	3:57.963	3:57.963	79.224
2	7:54.403	3:56.440	81.363
3	11:51.327	3:56.924	81.197
4	15:48.466	3:57.139	81.123
5	19:43.411	3:54.945	81.881

### Race Classification

#### **13** 55 Jonathan DORAN

Total Time **20:30.521** Avg Speed **77.855** Behind **2:22.561**  
Best Time **4:03.462** Best Speed **79.016** On **5** Gp **b**

Lap	Elapsed Time	Lap Time	Lap Speed
1	4:08.916	4:08.916	75.738
2	8:15.970	4:07.054	77.868
3	12:20.717	4:04.747	78.602
4	16:27.059	4:06.342	78.093
5	20:30.521	4:03.462	79.016

#### **10** 67 Herbie RONAN

Total Time **20:05.891** Avg Speed **79.445** Behind **1:57.931**  
Best Time **3:59.545** Best Speed **80.309** On **3** Gp **a**

Lap	Elapsed Time	Lap Time	Lap Speed
1	4:01.889	4:01.889	77.938
2	8:05.301	4:03.412	79.033
3	12:04.846	3:59.545	80.309
4	16:06.002	4:01.156	79.772
5	20:05.891	3:59.889	80.193

#### **14** 63 Ian THOMPSON (R)

Total Time **20:40.449** Avg Speed **77.232** Behind **2:32.489**  
Best Time **4:00.537** Best Speed **78.376** On **1** Gp **a**

Lap	Elapsed Time	Lap Time	Lap Speed
1	4:00.537	4:00.537	78.376
2	8:08.253	4:07.716	77.659
3	12:17.550	4:09.297	77.167
4	16:31.626	4:14.076	75.716
5	20:40.449	4:08.823	77.314

#### **11** 76 Philip SHAW

Total Time **20:14.596** Avg Speed **78.876** Behind **2:06.636**  
Best Time **4:01.076** Best Speed **79.798** On **5** Gp **a**

Lap	Elapsed Time	Lap Time	Lap Speed
1	4:05.327	4:05.327	76.846
2	8:07.778	4:02.451	79.346
3	12:08.897	4:01.119	79.784
4	16:13.520	4:04.623	78.641
5	20:14.596	4:01.076	79.798

#### **15** 79 Linton IRWIN

Total Time **20:49.557** Avg Speed **76.669** Behind **2:41.597**  
Best Time **4:07.673** Best Speed **77.673** On **4** Gp **a**

Lap	Elapsed Time	Lap Time	Lap Speed
1	4:11.421	4:11.421	74.983
2	8:21.781	4:10.360	76.839
3	12:29.863	4:08.082	77.545
4	16:37.536	4:07.673	77.673
5	20:49.557	4:12.021	76.333

#### **12** 87 Brian MATEER

Total Time **20:28.809** Avg Speed **77.964** Behind **2:20.849**  
Best Time **4:03.127** Best Speed **79.125** On **3** Gp **b**

Lap	Elapsed Time	Lap Time	Lap Speed
1	4:10.708	4:10.708	75.196
2	8:15.448	4:04.740	78.604
3	12:18.575	4:03.127	79.125
4	16:24.840	4:06.265	78.117
5	20:28.809	4:03.969	78.852

#### **16** 43 Alex McVICKER

Total Time **17:51.400** Avg Speed **71.462** Behind **1 Lap**  
Best Time **4:23.018** Best Speed **73.141** On **4** Gp **b**

Lap	Elapsed Time	Lap Time	Lap Speed
1	4:35.487	4:35.487	68.433
2	9:03.365	4:27.878	71.814
3	13:28.382	4:25.017	72.590
4	17:51.400	4:23.018	73.141

# AROUND A POUND TANDRAGEE 100

CLASSIC - 21st Century Back Care Philip Riddall Memorial Ra

Race 4 - Millside Eng./R Heatrick/W McCombe Classic

Saturday, 23 April 2016

## DETAILED RESULT



### Race Classification

#### **17** 47 Davie BLACK

Total Time **18:17.834** Avg Speed **69.742** Behind **1 Lap**

Best Time **4:33.085** Best Speed **70.445** On **3** Gp **b**

Lap	Elapsed Time	Lap Time	Lap Speed
1	4:34.981	4:34.981	68.559
2	9:09.464	4:34.483	70.086
3	13:42.549	4:33.085	70.445
4	18:17.834	4:35.285	69.882

#### **18** 30 Robert WRIGHT

Total Time **18:50.111** Avg Speed **67.750** Behind **1 Lap**

Best Time **4:41.116** Best Speed **68.433** On **4** Gp **b**

Lap	Elapsed Time	Lap Time	Lap Speed
1	4:41.849	4:41.849	66.888
2	9:25.608	4:43.759	67.795
3	14:08.995	4:43.387	67.884
4	18:50.111	4:41.116	68.433

#### **19** 69 Allen GIBSON

Total Time **22:09.081** Avg Speed **57.607** Behind **1 Lap**

Best Time **5:28.136** Best Speed **58.627** On **4** Gp **b**

Lap	Elapsed Time	Lap Time	Lap Speed
1	5:38.954	5:38.954	55.619
2	11:11.006	5:32.052	57.935
3	16:40.945	5:29.939	58.306
4	22:09.081	5:28.136	58.627

### Not Classified

#### **DNF** 20 Gary HUTTON

Total Time **12:46.819** Avg Speed **74.760** Behind

Best Time **4:16.272** Best Speed **75.067** On **2** Gp **b**

Lap	Elapsed Time	Lap Time	Lap Speed
1	4:12.974	4:12.974	74.523
2	8:29.246	4:16.272	75.067
3	12:46.819	4:17.573	74.688

#### **DNF** 24 George STINSON

Total Time **7:48.123** Avg Speed **81.367** Behind

Best Time **3:53.331** Best Speed **82.447** On **2** Gp **a**

Lap	Elapsed Time	Lap Time	Lap Speed
1	3:54.792	3:54.792	80.294
2	7:48.123	3:53.331	82.447

### Not Classified

#### **DNF** 34 Trevor STEWART

Total Time **10:43.430** Avg Speed **59.198** Behind

Best Time **5:16.921** Best Speed **60.701** On **2** Gp **b**

Lap	Elapsed Time	Lap Time	Lap Speed
1	5:26.509	5:26.509	57.739
2	10:43.430	5:16.921	60.701

#### **DNF** 2 Freddie STEWART

Total Time **4:10.749** Avg Speed **75.184** Behind

Best Time **4:10.749** Best Speed **75.184** On **1** Gp **a**

Lap	Elapsed Time	Lap Time	Lap Speed
1	4:10.749	4:10.749	75.184

#### **DNF** 78 Ken PARKES

Total Time **5:31.173** Avg Speed **56.926** Behind

Best Time **6:08.473** Best Speed **51.163** On **1** Gp **b**

Lap	Elapsed Time	Lap Time	Lap Speed
1	5:31.173	5:31.173	56.926

# AROUND A POUND TANDRAGEE 100

CLASSIC - 21st Century Back Care Philip Riddall  
Race 4 - Millside Eng./R Heatrick/W McCombe Classic

## LAP CHART



1					2					4				
No	Name	Gp	Time of Day	Lap Time	No	Name	Gp	Time of Day	Lap Time	No	Name	Gp	Time of Day	Lap Time
74	Jamie O'BRIEN	a	13:30:46.129	3:37.765	74	Jamie O'BRIEN	a	13:34:26.656	3:40.527	74	Jamie O'BRIEN	a	13:41:39.954	3:35.592
71	Mark PARRETT	a	13:30:49.596	3:41.232	71	Mark PARRETT	a	13:34:28.187	3:38.591	71	Mark PARRETT	a	13:41:45.030	3:37.502
75	John PEMBERTON	a	13:30:50.753	3:42.389	75	John PEMBERTON	a	13:34:29.499	3:38.746	75	John PEMBERTON	a	13:41:47.473	3:39.084
45	Ed MANLY	b	13:30:54.771	3:46.407	12	Richard FORD	a	13:34:39.806	3:41.629	12	Richard FORD	a	13:42:06.686	3:41.889
5	Gary JAMISON	a	13:30:56.049	3:47.685	5	Gary JAMISON	a	13:34:41.296	3:45.247	5	Gary JAMISON	a	13:42:23.083	3:51.525
12	Richard FORD	a	13:30:58.177	3:49.813	45	Ed MANLY	b	13:34:43.401	3:48.630	45	Ed MANLY	b	13:42:23.183	3:48.297
24	George STINSON	a	13:31:03.156	3:54.792	11	John SCOTT	a	13:34:54.002	3:48.378	134	Sean LEONARD	a	13:42:35.740	3:49.656
11	John SCOTT	a	13:31:05.624	3:57.260	134	Sean LEONARD	a	13:34:54.873	3:47.558	11	John SCOTT	a	13:42:40.467	3:55.355
46	Mark JOHNSON	a	13:31:06.327	3:57.963	24	George STINSON	a	13:34:56.487	3:53.331	46	Mark JOHNSON	a	13:42:56.830	3:57.139
134	Sean LEONARD	a	13:31:07.315	3:58.951	46	Mark JOHNSON	a	13:35:02.767	3:56.440	67	Herbie RONAN	a	13:43:14.366	4:01.156
63	Ian THOMPSON (R)	a	13:31:08.901	4:00.537	67	Herbie RONAN	a	13:35:13.665	4:03.412	76	Philip SHAW	a	13:43:21.884	4:04.623
67	Herbie RONAN	a	13:31:10.253	4:01.889	76	Philip SHAW	a	13:35:16.142	4:02.451	87	Brian MATEER	b	13:43:33.204	4:06.265
76	Philip SHAW	a	13:31:13.691	4:05.327	63	Ian THOMPSON (R)	a	13:35:16.617	4:07.716	55	Jonathan DORAN	b	13:43:35.423	4:06.342
55	Jonathan DORAN	b	13:31:17.280	4:08.916	87	Brian MATEER	b	13:35:23.812	4:04.740	63	Ian THOMPSON (R)	a	13:43:39.990	4:14.076
87	Brian MATEER	b	13:31:19.072	4:10.708	55	Jonathan DORAN	b	13:35:24.334	4:07.054	79	Linton IRWIN	a	13:43:45.900	4:07.673
2	Freddie STEWART	a	13:31:19.113	4:10.749	79	Linton IRWIN	a	13:35:30.145	4:10.360	43	Alex McVICKER	b	13:44:59.764	4:23.018
79	Linton IRWIN	a	13:31:19.785	4:11.421	20	Gary HUTTON	b	13:35:37.610	4:16.272	47	Davie BLACK	b	13:45:26.198	4:35.285
20	Gary HUTTON	b	13:31:21.338	4:12.974	43	Alex McVICKER	b	13:36:11.729	4:27.878	30	Robert WRIGHT	b	13:45:58.475	4:41.116
47	Davie BLACK	b	13:31:43.345	4:34.981	47	Davie BLACK	b	13:36:17.828	4:34.483	69	Allen GIBSON	b	13:49:17.445	5:28.136
43	Alex McVICKER	b	13:31:43.851	4:35.487	30	Robert WRIGHT	b	13:36:33.972	4:43.759					
30	Robert WRIGHT	b	13:31:50.213	4:41.849	34	Trevor STEWART	b	13:37:51.794	5:16.921					
34	Trevor STEWART	b	13:32:34.873	5:26.509	69	Allen GIBSON	b	13:38:19.370	5:32.052					
78	Ken PARKES	b	13:32:39.537	5:31.173										
69	Allen GIBSON	b	13:32:47.318	5:38.954										

3				
No	Name	Gp	Time of Day	Lap Time
74	Jamie O'BRIEN	a	13:38:04.362	3:37.706
71	Mark PARRETT	a	13:38:07.528	3:39.341
75	John PEMBERTON	a	13:38:08.389	3:38.890
12	Richard FORD	a	13:38:24.797	3:44.991
5	Gary JAMISON	a	13:38:31.558	3:50.262
45	Ed MANLY	b	13:38:34.886	3:51.485
11	John SCOTT	a	13:38:45.112	3:51.110
134	Sean LEONARD	a	13:38:46.084	3:51.211
46	Mark JOHNSON	a	13:38:59.691	3:56.924
67	Herbie RONAN	a	13:39:13.210	3:59.545
76	Philip SHAW	a	13:39:17.261	4:01.119
63	Ian THOMPSON (R)	a	13:39:25.914	4:09.297
87	Brian MATEER	b	13:39:26.939	4:03.127
55	Jonathan DORAN	b	13:39:29.081	4:04.747
79	Linton IRWIN	a	13:39:38.227	4:08.082
20	Gary HUTTON	b	13:39:55.183	4:17.573
43	Alex McVICKER	b	13:40:36.746	4:25.017
47	Davie BLACK	b	13:40:50.913	4:33.085
30	Robert WRIGHT	b	13:41:17.359	4:43.387
69	Allen GIBSON	b	13:43:49.309	5:29.939

5				
No	Name	Gp	Time of Day	Lap Time
74	Jamie O'BRIEN	a	13:45:16.324	3:36.370
71	Mark PARRETT	a	13:45:21.427	3:36.397
75	John PEMBERTON	a	13:45:32.614	3:45.141
12	Richard FORD	a	13:45:49.498	3:42.812
45	Ed MANLY	b	13:46:11.577	3:48.394
5	Gary JAMISON	a	13:46:12.799	3:49.716
134	Sean LEONARD	a	13:46:21.907	3:46.167
11	John SCOTT	a	13:46:38.222	3:57.755
46	Mark JOHNSON	a	13:46:51.775	3:54.945
67	Herbie RONAN	a	13:47:14.255	3:59.889
76	Philip SHAW	a	13:47:22.960	4:01.076
87	Brian MATEER	b	13:47:37.173	4:03.969
55	Jonathan DORAN	b	13:47:38.885	4:03.462
63	Ian THOMPSON (R)	a	13:47:48.813	4:08.823
79	Linton IRWIN	a	13:47:57.921	4:12.021

**ROAD RACE - IRISH CLASSIC 1000cc**

2016

					#1	
Pos	No.	Name	Total	Diff	Gap	R1
1	74	Jamie O'BRIEN	25	0	0	25
2	12	Richard FORD	20	5	5	20
3	11	John SCOTT	16	9	4	16

**Event Legend**


---

#1    **22/04/2016**    AROUND A POUND TANDRAGEE 100

**ROAD RACE - IRISH CLASSIC 500cc**

2016

					#1	#2	
Pos	No.	Name	Total	Diff	Gap	R1	R1
1	5	Gary JAMISON	33	0	0	20	13
2	8	Allan BREW	25	8	8	25	x
3	71	Mark PARRETT	25	8	0	x	25
4	134	Sean LEONARD	24	9	1	13	11
5	75	John PEMBERTON	20	13	4	x	20
6	2	Freddie STEWART	16	17	4	16	x
7	45	Ed MANLY	16	17	0	x	16
8	32	Stuart ROBINSON	11	22	5	11	x

**Event Legend**


---

#1    **01/04/2016**    JFM HAULAGE MID-ANTRIM 150

#2    **22/04/2016**    AROUND A POUND TANDRAGEE 100

**ROAD RACE - IRISH CLASSIC 250cc**

2016

Pos	No.	Name	Total	Diff	Gap	#1 #2	
						R1	R1
1	76	Philip SHAW	50	0	0	25	25
2	87	Brian MATEER	40	10	10	20	20
3	43	Alex McVICKER	27	23	13	11	16
4	47	Davie BLACK	23	27	4	10	13
5	20	Gary HUTTON	16	34	7	16	x
6	18	Thomas HOGG	13	37	3	13	x
7	30	Robert WRIGHT	11	39	2	x	11
8	69	Allen GIBSON	10	40	1	x	10

**Event Legend**

#1 01/04/2016 JFM HAULAGE MID-ANTRIM 150

#2 22/04/2016 AROUND A POUND TANDRAGEE 100

**ROAD RACE - IRISH CLASSIC 350cc**

2016

Pos	No.	Name	Total	Diff	Gap	#1 #2	
						R1	R1
1	55	Jonathan DORAN	32	0	0	16	16
2	63	Ian THOMPSON (R)	26	6	6	13	13
3	40	Barry DAVIDSON	25	7	1	25	x
4	46	Mark JOHNSON	25	7	0	x	25
5	2	Freddie STEWART	20	12	5	20	x
6	67	Herbie RONAN	20	12	0	x	20
7	32	Stuart ROBINSON	11	21	9	11	x
8	79	Linton IRWIN	11	21	0	x	11
9	8	Richard MORTIMER	10	22	1	10	x

**Event Legend**

#1 01/04/2016 JFM HAULAGE MID-ANTRIM 150

#2 22/04/2016 AROUND A POUND TANDRAGEE 100

**ROAD RACE - ULSTER CLASSIC 1000cc**

2016

					#1	
Pos	No.	Name	Total	Diff	Gap	R1
1	74	Jamie O'BRIEN	25	0	0	25
2	12	Richard FORD	20	5	5	20
3	11	John SCOTT	16	9	4	16

**Event Legend**


---

#1    22/04/2016    AROUND A POUND TANDRAGEE 100

**ROAD RACE - ULSTER CLASSIC 500cc**

2016

					#1	#2	
Pos	No.	Name	Total	Diff	Gap	R1	R1
1	5	Gary JAMISON	33	0	0	20	13
2	8	Allan BREW	25	8	8	25	x
3	71	Mark PARRETT	25	8	0	x	25
4	134	Sean LEONARD	24	9	1	13	11
5	75	John PEMBERTON	20	13	4	x	20
6	2	Freddie STEWART	16	17	4	16	x
7	45	Ed MANLY	16	17	0	x	16
8	32	Stuart ROBINSON	11	22	5	11	x

**Event Legend**


---

#1    01/04/2016    JFM HAULAGE MID-ANTRIM 150

---

#2    22/04/2016    AROUND A POUND TANDRAGEE 100

**ROAD RACE - ULSTER CLASSIC 250cc**

2016

Pos	No.	Name	Total	Diff	Gap	#1 #2	
						R1	R1
1	76	Philip SHAW	50	0	0	25	25
2	87	Brian MATEER	40	10	10	20	20
3	43	Alex McVICKER	27	23	13	11	16
4	47	Davie BLACK	23	27	4	10	13
5	20	Gary HUTTON	16	34	7	16	x
6	18	Thomas HOGG	13	37	3	13	x
7	30	Robert WRIGHT	11	39	2	x	11
8	69	Allen GIBSON	10	40	1	x	10

**Event Legend**

#1 01/04/2016 JFM HAULAGE MID-ANTRIM 150

#2 22/04/2016 AROUND A POUND TANDRAGEE 100

**ROAD RACE - ULSTER CLASSIC 350cc**

2016

Pos	No.	Name	Total	Diff	Gap	#1 #2	
						R1	R1
1	55	Jonathan DORAN	32	0	0	16	16
2	63	Ian THOMPSON (R)	26	6	6	13	13
3	40	Barry DAVIDSON	25	7	1	25	x
4	46	Mark JOHNSON	25	7	0	x	25
5	2	Freddie STEWART	20	12	5	20	x
6	67	Herbie RONAN	20	12	0	x	20
7	32	Stuart ROBINSON	11	21	9	11	x
8	79	Linton IRWIN	11	21	0	x	11
9	8	Richard MORTIMER	10	22	1	10	x

**Event Legend**

#1 01/04/2016 JFM HAULAGE MID-ANTRIM 150

#2 22/04/2016 AROUND A POUND TANDRAGEE 100