

JFM
HAULAGE
MID-ANTRIM 150

Friday 1st & Saturday 2nd April 2016

promoted by Mid-Antrim 150 Motorcycle Club
www.midantrim150.co.uk

**Wilson's Of
Rathkenny**

SENIOR SUPPORT



**Mid & East
Antrim**
Borough Council

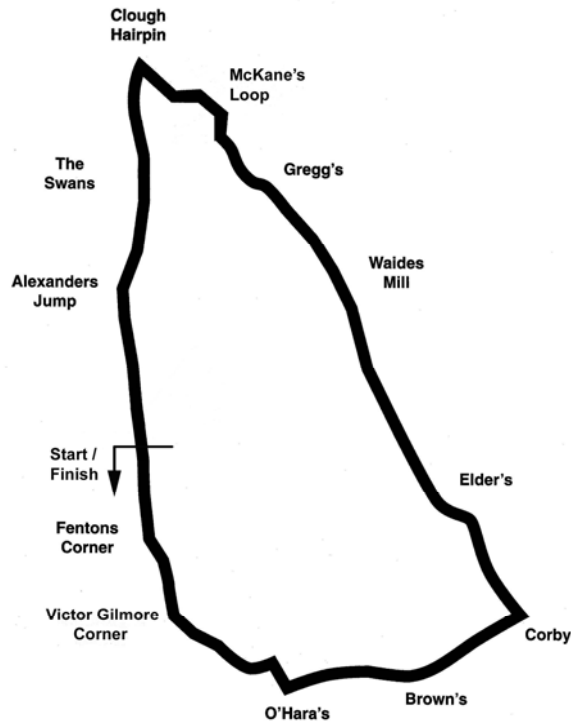


tourism
northernireland



Year of Food
& Drink 2016

Clough Circuit 3.539 miles



Lap Records

Class	Rider	Machine	m	s	mph	Year
125cc	Darran Lindsay	Honda	2	10.429	97.681	2004
Moto 3	Barry Davidson	Honda 250	2	18.049	92.289	2012
Moto 450	Seamus Elliott	Yamaha	2	11.365	96.985	2013
250cc	Darran Lindsay	Honda	2	02.895	103.669	2004
Supersport 400	Gavin Lupton	Honda	2	11.415	96.948	2013
Supertwin	Jamie Hamilton	Kawasaki	2	03.795	102.915	2013
Supersport	Seamus Elliott	Yamaha	1	57.616	108.322	2013
Superbike	Derek Sheils	Kawasaki	1	54.565	111.207	2013
Senior Support	Mark Hanna	Triumph 675	2	06.558	100.668	2013
Junior Support	Connor Behan	Kawasaki 650	2	06.252	100.912	2013
Classic 1000cc	Robert McCrum	Weslake 950	2	15.835	93.793	2013
Classic 500cc	Neill McWhirter	Norton	2	20.788	90.494	2010
Classic 350cc	Paul Coward	Honda	2	24.437	88.207	2004
Classic 250cc	Geoff McMullan	Suzuki	2	34.01	82.724	2003

MOST WINS at MID-ANTRIM 150

Ryan Farquhar	27	2003 - 12
Ray McCullough	15	1965 - 79
Joey Dunlop	15	1975 - 95
Brian Reid	14	1980 - 93
Robert Dunlop	14	1982 - 07
Adrian Archibald	10	1999 - 02
Phillip McCallen	8	1988 - 92
Sam McClements	7	1980 - 89
Darran Lindsay	7	2002 - 06
Neill McWhirter	7	1991 - 10

ALL TIME IRISH ROAD RACE WINNERS (after Killalane Road Race 2015)

Most Wins at All Irish Road Race Meetings

Ryan Farquhar	206	1995-15
Joey Dunlop	156	1971-00
Robert Dunlop	135	1980-08
William Dunlop	112	2005-15
Ray McCullough	109	1960-82
Phillip McCallen	109	1987-99
Michael Dunlop	92	2006-15
Brian Reid	78	1980-94
Darran Lindsay	74	1999-06
James Courtney	66	1992-99

MID-ANTRIM 150

SENIOR SUPPORT

Qualifying


Friday, 01 April 2016



Pos	Class	No	Name	Machine / Sponsor	----- Best Lap -----			Laps	
					Time	Behind	Speed		
Qualifying Classification									
1	SSEN	119	Kris DUNCAN	Kawasaki 600	2:24.445		88.202	4	6
2	SSPR	151	Marc IRONSIDE	Kawasaki	2:24.520	0.075	88.157	5	5
3	SSEN	311	Allan BRODIE	Yamaha 600	2:26.373	1.928	87.041	4	5
4	SSEN	16	Steven CLARKE	Suzuki 750	2:26.930	2.485	86.711	5	5
5	SSEN	79	Vinny BRENNAN	Yamaha 600 - Network 2000	2:30.256	5.811	84.791	4	5
6	SSEN	31	Colin CROFT	Suzuki 600	2:30.625	6.180	84.584	4	5
7	SSEN	14	Rodney LITTLE	Yamaha 600	2:30.660	6.215	84.564	5	5
8	SSEN	147	Sean SEDDON	Triumph 675	2:30.735	6.290	84.522	4	5
9	SSEN	131	Robert CAIRNS	Suzuki 750	2:30.800	6.355	84.485	4	5
10	SSEN	127	Stephen CASEY	Yamaha 600	2:31.144	6.699	84.293	5	5
11	SSEN	43	Stephen DEGNAN	Kawasaki 600	2:33.185	8.740	83.170	5	5
12	SSEN	17	Alastair BAYLEY	MV Agusta 675 - ABR Moto	2:35.160	10.715	82.111	5	5
13	SSPR	54	Sam JOHNSON	Yamaha	2:36.462	12.017	81.428	4	5
14	SSEN	103	Richard DUNCAN	Yamaha 600	2:38.199	13.754	80.534	3	5
15	SSEN	22	Dario CECCONI	Suzuki 750	2:40.455	16.010	79.402	5	5
16	SSEN	62	Sean CONNOLLY	Kawasaki 600	2:40.775	16.330	79.244	5	5
17	SSEN	67	Gavin BROWN	Honda 600 - PBR	2:44.200	19.755	77.591	3	5
18	SSEN	60	George SCOTT	Honda 600	2:46.401	21.956	76.564	5	5
19	SSEN	40	Michael HOEY	Suzuki 600	2:49.947	25.502	74.967	3	5
20	SSEN	66	Alan JOHNSTON	Suzuki 600	2:52.282	27.837	73.951	2	5
21	SSEN	7	Sarah BOYES	Yamaha 600	2:52.639	28.194	73.798	4	5
22	SSEN	171	Karl FRERE	Honda 600 - FM Racing	3:02.115	37.670	69.958	4	4

Provisional result to be confirmed by the Stewards of the Meeting subject to completion of technical inspections & the time limit for protests

Page 1 / 1

Circuit	Clough	Signed		Organising Club	Mid Antrim 150 Club
Length(miles)	3.5390		Chief Timekeeper	Qualifying Started	00:00
Weather	Light Rain	Issued At:	17:44		
Track	Wet				



MID-ANTRIM 150

SENIOR SUPPORT

Qualifying

Friday, 01 April 2016

DETAILED RESULT



Qualifying Classification

Position

1 119 Kris DUNCAN

SSEN		Behind	
Best Time	2:24.445	Best Speed	88.202 On 4 Gp
Lap	Elapsed Time	Lap Time	Lap Speed
1	3:01.379	3:01.379	70.242
2	5:38.411	2:37.032	81.133
3	8:08.339	2:29.928	84.977
4	10:32.784	2:24.445	88.202
5	12:59.157	2:26.373	87.041
6	15:34.449	2:35.292	82.042

2 151 Marc IRONSIDE

SSPR		Behind	0.075
Best Time	2:24.520	Best Speed	88.157 On 5 Gp
Lap	Elapsed Time	Lap Time	Lap Speed
1	3:19.856	3:19.856	63.748
2	6:13.870	2:54.014	73.215
3	8:45.171	2:31.301	84.206
4	11:14.659	2:29.488	85.227
5	13:39.179	2:24.520	88.157

3 311 Allan BRODIE

SSEN		Behind	1.928
Best Time	2:26.373	Best Speed	87.041 On 4 Gp
Lap	Elapsed Time	Lap Time	Lap Speed
1	3:00.675	3:00.675	70.516
2	5:38.007	2:37.332	80.978
3	8:05.751	2:27.744	86.233
4	10:32.124	2:26.373	87.041
5	13:09.003	2:36.879	81.212

4 16 Steven CLARKE

SSEN		Behind	2.485
Best Time	2:26.930	Best Speed	86.711 On 5 Gp
Lap	Elapsed Time	Lap Time	Lap Speed
1	2:57.640	2:57.640	71.720
2	5:33.053	2:35.413	81.978
3	8:02.371	2:29.318	85.324
4	10:31.566	2:29.195	85.394
5	12:58.496	2:26.930	86.711

Qualifying Classification

Position

5 79 Vinny BRENNAN

SSEN		Behind	5.811
Best Time	2:30.256	Best Speed	84.791 On 4 Gp
Lap	Elapsed Time	Lap Time	Lap Speed
1	2:58.878	2:58.878	71.224
2	5:35.852	2:36.974	81.162
3	8:08.019	2:32.167	83.726
4	10:38.275	2:30.256	84.791
5	13:10.458	2:32.183	83.718

6 31 Colin CROFT

SSEN		Behind	6.180
Best Time	2:30.625	Best Speed	84.584 On 4 Gp
Lap	Elapsed Time	Lap Time	Lap Speed
1	3:03.019	3:03.019	69.612
2	5:40.279	2:37.260	81.015
3	8:12.898	2:32.619	83.478
4	10:43.523	2:30.625	84.584
5	13:14.451	2:30.928	84.414

7 14 Rodney LITTLE

SSEN		Behind	6.215
Best Time	2:30.660	Best Speed	84.564 On 5 Gp
Lap	Elapsed Time	Lap Time	Lap Speed
1	3:02.322	3:02.322	69.879
2	5:39.674	2:37.352	80.968
3	8:11.860	2:32.186	83.716
4	10:42.981	2:31.121	84.306
5	13:13.641	2:30.660	84.564

8 147 Sean SEDDON

SSEN		Behind	6.290
Best Time	2:30.735	Best Speed	84.522 On 4 Gp
Lap	Elapsed Time	Lap Time	Lap Speed
1	2:59.739	2:59.739	70.883
2	5:37.142	2:37.403	80.941
3	8:11.133	2:33.991	82.735
4	10:41.868	2:30.735	84.522
5	13:13.415	2:31.547	84.069

MID-ANTRIM 150

SENIOR SUPPORT

Qualifying

Friday, 01 April 2016

DETAILED RESULT



Qualifying Classification

Position

9 131 Robert CAIRNS

SSEN Behind 6.355

Best Time 2:30.800 Best Speed 84.485 On 4 Gp

Lap	Elapsed Time	Lap Time	Lap Speed
1	3:20.412	3:20.412	63.571
2	6:14.274	2:53.862	73.279
3	8:46.466	2:32.192	83.713
4	11:17.266	2:30.800	84.485
5	13:48.462	2:31.196	84.264

Qualifying Classification

Position

13 54 Sam JOHNSON

SSPR Behind 12.017

Best Time 2:36.462 Best Speed 81.428 On 4 Gp

Lap	Elapsed Time	Lap Time	Lap Speed
1	3:36.847	3:36.847	58.753
2	6:23.361	2:46.514	76.512
3	9:00.595	2:37.234	81.028
4	11:37.057	2:36.462	81.428
5	14:16.803	2:39.746	79.754

10 127 Stephen CASEY

SSEN Behind 6.699

Best Time 2:31.144 Best Speed 84.293 On 5 Gp

Lap	Elapsed Time	Lap Time	Lap Speed
1	3:23.163	3:23.163	62.710
2	6:15.813	2:52.650	73.793
3	8:52.439	2:36.626	81.343
4	11:26.750	2:34.311	82.563
5	13:57.894	2:31.144	84.293

14 103 Richard DUNCAN

SSEN Behind 13.754

Best Time 2:38.199 Best Speed 80.534 On 3 Gp

Lap	Elapsed Time	Lap Time	Lap Speed
1	3:21.713	3:21.713	63.161
2	6:16.873	2:55.160	72.736
3	8:55.072	2:38.199	80.534
4	11:34.178	2:39.106	80.075
5	14:15.651	2:41.473	78.901

11 43 Stephen DEGNAN

SSEN Behind 8.740

Best Time 2:33.185 Best Speed 83.170 On 5 Gp

Lap	Elapsed Time	Lap Time	Lap Speed
1	3:24.555	3:24.555	62.283
2	6:15.170	2:50.615	74.673
3	8:49.920	2:34.750	82.329
4	11:23.893	2:33.973	82.744
5	13:57.078	2:33.185	83.170

15 22 Dario CECCONI

SSEN Behind 16.010

Best Time 2:40.455 Best Speed 79.402 On 5 Gp

Lap	Elapsed Time	Lap Time	Lap Speed
1	3:17.154	3:17.154	64.622
2	6:06.524	2:49.370	75.222
3	8:49.546	2:43.022	78.151
4	11:33.869	2:44.323	77.533
5	14:14.324	2:40.455	79.402

12 17 Alastair BAYLEY

SSEN Behind 10.715

Best Time 2:35.160 Best Speed 82.111 On 5 Gp

Lap	Elapsed Time	Lap Time	Lap Speed
1	3:36.040	3:36.040	58.972
2	6:22.312	2:46.272	76.624
3	8:57.513	2:35.201	82.090
4	11:34.234	2:36.721	81.294
5	14:09.394	2:35.160	82.111

16 62 Sean CONNOLLY

SSEN Behind 16.330

Best Time 2:40.775 Best Speed 79.244 On 5 Gp

Lap	Elapsed Time	Lap Time	Lap Speed
1	3:15.034	3:15.034	65.324
2	6:01.405	2:46.371	76.578
3	8:44.516	2:43.111	78.109
4	11:27.867	2:43.351	77.994
5	14:08.642	2:40.775	79.244

MID-ANTRIM 150

SENIOR SUPPORT

Qualifying

Friday, 01 April 2016

DETAILED RESULT



Qualifying Classification

Position

17 67 Gavin BROWN

SSEN Behind 19.755

Best Time 2:44.200 Best Speed 77.591 On 3 Gp

Lap	Elapsed Time	Lap Time	Lap Speed
1	3:37.838	3:37.838	58.486
2	6:25.395	2:47.557	76.036
3	9:09.595	2:44.200	77.591
4	11:59.056	2:49.461	75.182
5	14:50.049	2:50.993	74.508

18 60 George SCOTT

SSEN Behind 21.956

Best Time 2:46.401 Best Speed 76.564 On 5 Gp

Lap	Elapsed Time	Lap Time	Lap Speed
1	3:34.381	3:34.381	59.429
2	6:33.233	2:58.852	71.234
3	9:23.306	2:50.073	74.911
4	12:14.079	2:50.773	74.604
5	15:00.480	2:46.401	76.564

19 40 Michael HOEY

SSEN Behind 25.502

Best Time 2:49.947 Best Speed 74.967 On 3 Gp

Lap	Elapsed Time	Lap Time	Lap Speed
1	3:46.246	3:46.246	56.312
2	6:40.035	2:53.789	73.310
3	9:29.982	2:49.947	74.967
4	12:22.947	2:52.965	73.659
5	15:14.523	2:51.576	74.255

20 66 Alan JOHNSTON

SSEN Behind 27.837

Best Time 2:52.282 Best Speed 73.951 On 2 Gp

Lap	Elapsed Time	Lap Time	Lap Speed
1	3:54.380	3:54.380	54.358
2	6:46.662	2:52.282	73.951
3	9:40.414	2:53.752	73.325
4	12:33.206	2:52.792	73.733
5	15:26.836	2:53.630	73.377

Qualifying Classification

Position

21 7 Sarah BOYES

SSEN Behind 28.194

Best Time 2:52.639 Best Speed 73.798 On 4 Gp

Lap	Elapsed Time	Lap Time	Lap Speed
1	3:53.349	3:53.349	54.598
2	6:46.263	2:52.914	73.681
3	9:39.981	2:53.718	73.340
4	12:32.620	2:52.639	73.798
5	15:26.306	2:53.686	73.353

22 171 Karl FRERE

SSEN Behind 37.670

Best Time 3:02.115 Best Speed 69.958 On 4 Gp

Lap	Elapsed Time	Lap Time	Lap Speed
1	4:00.230	4:00.230	53.034
2	7:18.043	3:17.813	64.406
3	10:30.697	3:12.654	66.131
4	13:32.812	3:02.115	69.958

JFM HAULAGE MID-ANTRIM 150

SENIOR SUPPORT

Clough 3.539 miles


R4: Wilson's of Rathkenny Senior Support

02/04/2016 13:30

Race (6 Laps)

SENIOR SUPPORT

	171	7		10
	B	A		
66	40	60		9
C	B	A		
67	62			8
B	A			
22	103	54	B	7
C	B	A		
<hr/>				
17		43		6
C	B	A		
127	131			5
B	A			
147	14	31		4
C	B	A		
79	16			3
B	A			
311	151	119	A	2
C	B	A		
		POLE POSITION	A	1



Promoted by Mid Antrim 150 Motorcycle Club

Orbits

Provisional result to be confirmed by the Stewards of the Meeting subject to the completion of technical inspections and the time limit for protests.

MCUI (Ulster Centre) Timing @ www.elaps-timing.com



Ride on
Delta
Seven

JFM HAULAGE MID-ANTRIM 150

SENIOR SUPPORT

Race 4 - Wilson's of Rathkenny Senior Support

Saturday, 02 April 2016



Pos	Class	No	Name	Machine / Sponsor	Gp	Lap	Total Time	Behind	Speed	-----Best Lap-----		
										Time	Speed	On

Race Classification


1	SSEN	119	Kris DUNCAN	Kawasaki 600 - Shirlaw's Motorcycles	a	4	9:01.256		94.154	2:10.894	97.334	4
2	SSEN	311	Allan BRODIE	Yamaha 600	a	4	9:03.288	2.032	93.802	2:13.170	95.670	4
3	SSEN	147	Sean SEDDON	Triumph 675	a	4	9:24.246	22.990	90.318	2:18.254	92.152	4
4	SSEN	79	Vinny BRENNAN	Yamaha 600 - Network 2000	a	4	9:25.791	24.535	90.071	2:18.094	92.259	4
5	SSEN	16	Steven CLARKE	Suzuki 750	a	4	9:26.034	24.778	90.033	2:18.104	92.252	4
6	SSEN	131	Robert CAIRNS	Suzuki 750	a	4	9:32.849	31.593	88.962	2:20.177	90.888	4
7	SSEN	31	Colin CROFT	Suzuki 600	a	4	9:38.262	37.006	88.129	2:20.604	90.612	4
8	SSEN	43	Stephen DEGNAN	Kawasaki 600	a	4	9:38.899	37.643	88.032	2:19.265	91.483	4
9	SSEN	17	Alastair BAYLEY	MV Agusta 675 - ABR Moto	a	4	9:45.003	43.747	87.113	2:21.623	89.960	4
10	SSEN	127	Stephen CASEY	Yamaha 600	a	4	9:47.006	45.750	86.816	2:22.215	89.585	2
11	SSPR	54	Sam JOHNSON	Yamaha	b	4	9:48.556	47.300	86.588	2:24.577	88.122	4
12	SSEN	103	Richard DUNCAN	Yamaha 600	b	4	9:49.059	47.803	86.514	2:23.969	88.494	4
13	SSEN	22	Dario CECCONI	Suzuki 750	b	4	10:00.887	59.631	84.811	2:28.076	86.040	4
14	SSEN	62	Sean CONNOLLY	Kawasaki 600	b	4	10:01.965	1:00.709	84.659	2:24.573	88.124	4
15	SSEN	60	George SCOTT	Honda 600	b	4	10:09.861	1:08.605	83.563	2:25.667	87.463	4
16	SSEN	40	Michael HOEY	Suzuki 600	b	4	10:20.957	1:19.701	82.069	2:31.038	84.352	4
17	SSEN	66	Alan JOHNSTON	Suzuki 600	b	4	10:31.633	1:30.377	80.682	2:29.703	85.105	4
18	SSEN	7	Sarah BOYES	Yamaha 600	b	4	10:39.978	1:38.722	79.630	2:35.970	81.685	3
19	SSEN	67	Gavin BROWN	Honda 600 - PBR	b	4	10:40.444	1:39.188	79.572	2:35.128	82.128	3

Fastest Lap

SSEN	119	Kris DUNCAN	Kawasaki 600 - Shirlaw's Motorcycles	2:10.894	97.334	4
------	-----	-------------	--------------------------------------	----------	--------	---

Provisional result to be confirmed by the Stewards of the Meeting subject to completion of technical inspections & the time limit for protests

Page 1 / 1

Circuit	Clough	Signed		Organising Club	Mid Antrim 150 Club
Length(miles)	3.5390	Chief Timekeeper		Race Started	14:02
Weather	Cloudy			Issued At:	14:17
Track	Dry				



JFM HAULAGE MID-ANTRIM 150

SENIOR SUPPORT

Race 4 - Wilson's of Rathkenny Senior Support

Saturday, 02 April 2016

DETAILED RESULT



Race Classification

1 119 Kris DUNCAN

Total Time **9:01.256** Avg Speed **94.154** Behind
Best Time **2:10.894** Best Speed **97.334** On 4 Gp a

Lap	Elapsed Time	Lap Time	Lap Speed
1	2:21.247	2:21.247	90.199
2	4:35.538	2:14.291	94.872
3	6:50.362	2:14.824	94.497
4	9:01.256	2:10.894	97.334

2 311 Allan BRODIE

Total Time **9:03.288** Avg Speed **93.802** Behind **2.032**
Best Time **2:13.170** Best Speed **95.670** On 4 Gp a

Lap	Elapsed Time	Lap Time	Lap Speed
1	2:20.843	2:20.843	90.458
2	4:35.342	2:14.499	94.725
3	6:50.118	2:14.776	94.530
4	9:03.288	2:13.170	95.670

3 147 Sean SEDDON

Total Time **9:24.246** Avg Speed **90.318** Behind **22.990**
Best Time **2:18.254** Best Speed **92.152** On 4 Gp a

Lap	Elapsed Time	Lap Time	Lap Speed
1	2:27.786	2:27.786	86.208
2	4:47.301	2:19.515	91.319
3	7:05.992	2:18.691	91.862
4	9:24.246	2:18.254	92.152

4 79 Vinny BRENNAN

Total Time **9:25.791** Avg Speed **90.071** Behind **24.535**
Best Time **2:18.094** Best Speed **92.259** On 4 Gp a

Lap	Elapsed Time	Lap Time	Lap Speed
1	2:26.718	2:26.718	86.836
2	4:48.086	2:21.368	90.122
3	7:07.697	2:19.611	91.256
4	9:25.791	2:18.094	92.259

5 16 Steven CLARKE

Total Time **9:26.034** Avg Speed **90.033** Behind **24.778**
Best Time **2:18.104** Best Speed **92.252** On 4 Gp a

Lap	Elapsed Time	Lap Time	Lap Speed
1	2:30.238	2:30.238	84.801
2	4:48.392	2:18.154	92.219
3	7:07.930	2:19.538	91.304
4	9:26.034	2:18.104	92.252

Race Classification

6 131 Robert CAIRNS

Total Time **9:32.849** Avg Speed **88.962** Behind **31.593**
Best Time **2:20.177** Best Speed **90.888** On 4 Gp a

Lap	Elapsed Time	Lap Time	Lap Speed
1	2:30.915	2:30.915	84.421
2	4:51.495	2:20.580	90.627
3	7:12.672	2:21.177	90.244
4	9:32.849	2:20.177	90.888

7 31 Colin CROFT

Total Time **9:38.262** Avg Speed **88.129** Behind **37.006**
Best Time **2:20.604** Best Speed **90.612** On 4 Gp a

Lap	Elapsed Time	Lap Time	Lap Speed
1	2:31.959	2:31.959	83.841
2	4:52.700	2:20.741	90.524
3	7:17.658	2:24.958	87.890
4	9:38.262	2:20.604	90.612

8 43 Stephen DEGNAN

Total Time **9:38.899** Avg Speed **88.032** Behind **37.643**
Best Time **2:19.265** Best Speed **91.483** On 4 Gp a

Lap	Elapsed Time	Lap Time	Lap Speed
1	2:33.899	2:33.899	82.784
2	4:58.071	2:24.172	88.369
3	7:19.634	2:21.563	89.998
4	9:38.899	2:19.265	91.483

9 17 Alastair BAYLEY

Total Time **9:45.003** Avg Speed **87.113** Behind **43.747**
Best Time **2:21.623** Best Speed **89.960** On 4 Gp a

Lap	Elapsed Time	Lap Time	Lap Speed
1	2:36.464	2:36.464	81.427
2	4:59.415	2:22.951	89.124
3	7:23.380	2:23.965	88.497
4	9:45.003	2:21.623	89.960

10 127 Stephen CASEY

Total Time **9:47.006** Avg Speed **86.816** Behind **45.750**
Best Time **2:22.215** Best Speed **89.585** On 2 Gp a

Lap	Elapsed Time	Lap Time	Lap Speed
1	2:33.473	2:33.473	83.014
2	4:55.688	2:22.215	89.585
3	7:24.285	2:28.597	85.738
4	9:47.006	2:22.721	89.268

JFM HAULAGE MID-ANTRIM 150

SENIOR SUPPORT

Race 4 - Wilson's of Rathkenny Senior Support

Saturday, 02 April 2016

DETAILED RESULT



Race Classification

11 54 Sam JOHNSON

Total Time **9:48.556** Avg Speed **86.588** Behind **47.300**
Best Time **2:24.577** Best Speed **88.122** On **4** Gp **b**

Lap	Elapsed Time	Lap Time	Lap Speed
1	2:31.986	2:31.986	83.826
2	4:58.615	2:26.629	86.889
3	7:23.979	2:25.364	87.645
4	9:48.556	2:24.577	88.122

12 103 Richard DUNCAN

Total Time **9:49.059** Avg Speed **86.514** Behind **47.803**
Best Time **2:23.969** Best Speed **88.494** On **4** Gp **b**

Lap	Elapsed Time	Lap Time	Lap Speed
1	2:33.447	2:33.447	83.028
2	4:59.402	2:25.955	87.290
3	7:25.090	2:25.688	87.450
4	9:49.059	2:23.969	88.494

13 22 Dario CECCONI

Total Time **10:00.887** Avg Speed **84.811** Behind **59.631**
Best Time **2:28.076** Best Speed **86.040** On **4** Gp **b**

Lap	Elapsed Time	Lap Time	Lap Speed
1	2:35.537	2:35.537	81.912
2	5:04.518	2:28.981	85.517
3	7:32.811	2:28.293	85.914
4	10:00.887	2:28.076	86.040

14 62 Sean CONNOLLY

Total Time **10:01.965** Avg Speed **84.659** Behind **1:00.709**
Best Time **2:24.573** Best Speed **88.124** On **4** Gp **b**

Lap	Elapsed Time	Lap Time	Lap Speed
1	2:40.389	2:40.389	79.434
2	5:09.968	2:29.579	85.175
3	7:37.392	2:27.424	86.420
4	10:01.965	2:24.573	88.124

15 60 George SCOTT

Total Time **10:09.861** Avg Speed **83.563** Behind **1:08.605**
Best Time **2:25.667** Best Speed **87.463** On **4** Gp **b**

Lap	Elapsed Time	Lap Time	Lap Speed
1	2:44.473	2:44.473	77.462
2	5:16.337	2:31.864	83.893
3	7:44.194	2:27.857	86.167
4	10:09.861	2:25.667	87.463

Race Classification

16 40 Michael HOEY

Total Time **10:20.957** Avg Speed **82.069** Behind **1:19.701**
Best Time **2:31.038** Best Speed **84.352** On **4** Gp **b**

Lap	Elapsed Time	Lap Time	Lap Speed
1	2:43.539	2:43.539	77.904
2	5:15.672	2:32.133	83.745
3	7:49.919	2:34.247	82.597
4	10:20.957	2:31.038	84.352

17 66 Alan JOHNSTON

Total Time **10:31.633** Avg Speed **80.682** Behind **1:30.377**
Best Time **2:29.703** Best Speed **85.105** On **4** Gp **b**

Lap	Elapsed Time	Lap Time	Lap Speed
1	2:49.709	2:49.709	75.072
2	5:26.333	2:36.624	81.344
3	8:01.930	2:35.597	81.881
4	10:31.633	2:29.703	85.105

18 7 Sarah BOYES

Total Time **10:39.978** Avg Speed **79.630** Behind **1:38.722**
Best Time **2:35.970** Best Speed **81.685** On **3** Gp **b**

Lap	Elapsed Time	Lap Time	Lap Speed
1	2:48.511	2:48.511	75.606
2	5:26.090	2:37.579	80.851
3	8:02.060	2:35.970	81.685
4	10:39.978	2:37.918	80.677

19 67 Gavin BROWN

Total Time **10:40.444** Avg Speed **79.572** Behind **1:39.188**
Best Time **2:35.128** Best Speed **82.128** On **3** Gp **b**

Lap	Elapsed Time	Lap Time	Lap Speed
1	2:49.918	2:49.918	74.980
2	5:28.699	2:38.781	80.239
3	8:03.827	2:35.128	82.128
4	10:40.444	2:36.617	81.347

JFM HAULAGE MID-ANTRIM 150

SENIOR SUPPORT

Race 4 - Wilson's of Rathkenny Senior Support

LAP CHART

**1**

No	Name	Gp	Time of Day	Lap Time
311	Allan BRODIE	a	14:04:38.746	2:20.843
119	Kris DUNCAN	a	14:04:39.150	2:21.247
79	Vinny BRENNAN	a	14:04:44.621	2:26.718
147	Sean SEDDON	a	14:04:45.689	2:27.786
16	Steven CLARKE	a	14:04:48.141	2:30.238
131	Robert CAIRNS	a	14:04:48.818	2:30.915
31	Colin CROFT	a	14:04:49.862	2:31.959
54	Sam JOHNSON	b	14:04:49.889	2:31.986
103	Richard DUNCAN	b	14:04:51.350	2:33.447
127	Stephen CASEY	a	14:04:51.376	2:33.473
43	Stephen DEGNAN	a	14:04:51.802	2:33.899
22	Dario CECCONI	b	14:04:53.440	2:35.537
17	Alastair BAYLEY	a	14:04:54.367	2:36.464
62	Sean CONNOLLY	b	14:04:58.292	2:40.389
40	Michael HOEY	b	14:05:01.442	2:43.539
60	George SCOTT	b	14:05:02.376	2:44.473
7	Sarah BOYES	b	14:05:06.414	2:48.511
66	Alan JOHNSTON	b	14:05:07.612	2:49.709
67	Gavin BROWN	b	14:05:07.821	2:49.918

2

No	Name	Gp	Time of Day	Lap Time
311	Allan BRODIE	a	14:06:53.245	2:14.499
119	Kris DUNCAN	a	14:06:53.441	2:14.291
147	Sean SEDDON	a	14:07:05.204	2:19.515
79	Vinny BRENNAN	a	14:07:05.989	2:21.368
16	Steven CLARKE	a	14:07:06.295	2:18.154
131	Robert CAIRNS	a	14:07:09.398	2:20.580
31	Colin CROFT	a	14:07:10.603	2:20.741
127	Stephen CASEY	a	14:07:13.591	2:22.215
43	Stephen DEGNAN	a	14:07:15.974	2:24.172
54	Sam JOHNSON	b	14:07:16.518	2:26.629
103	Richard DUNCAN	b	14:07:17.305	2:25.955
17	Alastair BAYLEY	a	14:07:17.318	2:22.951
22	Dario CECCONI	b	14:07:22.421	2:28.981
62	Sean CONNOLLY	b	14:07:27.871	2:29.579
40	Michael HOEY	b	14:07:33.575	2:32.133
60	George SCOTT	b	14:07:34.240	2:31.864
7	Sarah BOYES	b	14:07:43.993	2:37.579
66	Alan JOHNSTON	b	14:07:44.236	2:36.624
67	Gavin BROWN	b	14:07:46.602	2:38.781

3

No	Name	Gp	Time of Day	Lap Time
311	Allan BRODIE	a	14:09:08.021	2:14.776
119	Kris DUNCAN	a	14:09:08.265	2:14.824
147	Sean SEDDON	a	14:09:23.895	2:18.691
79	Vinny BRENNAN	a	14:09:25.600	2:19.611
16	Steven CLARKE	a	14:09:25.833	2:19.538
131	Robert CAIRNS	a	14:09:30.575	2:21.177
31	Colin CROFT	a	14:09:35.561	2:24.958
43	Stephen DEGNAN	a	14:09:37.537	2:21.563
17	Alastair BAYLEY	a	14:09:41.283	2:23.965
54	Sam JOHNSON	b	14:09:41.882	2:25.364
127	Stephen CASEY	a	14:09:42.188	2:28.597
103	Richard DUNCAN	b	14:09:42.993	2:25.688
22	Dario CECCONI	b	14:09:50.714	2:28.293
62	Sean CONNOLLY	b	14:09:55.295	2:27.424
60	George SCOTT	b	14:10:02.097	2:27.857
40	Michael HOEY	b	14:10:07.822	2:34.247
66	Alan JOHNSTON	b	14:10:19.833	2:35.597
7	Sarah BOYES	b	14:10:19.963	2:35.970
67	Gavin BROWN	b	14:10:21.730	2:35.128

4

No	Name	Gp	Time of Day	Lap Time
119	Kris DUNCAN	a	14:11:19.159	2:10.894
311	Allan BRODIE	a	14:11:21.191	2:13.170
147	Sean SEDDON	a	14:11:42.149	2:18.254
79	Vinny BRENNAN	a	14:11:43.694	2:18.094
16	Steven CLARKE	a	14:11:43.937	2:18.104
131	Robert CAIRNS	a	14:11:50.752	2:20.177
31	Colin CROFT	a	14:11:56.165	2:20.604
43	Stephen DEGNAN	a	14:11:56.802	2:19.265
17	Alastair BAYLEY	a	14:12:02.906	2:21.623
127	Stephen CASEY	a	14:12:04.909	2:22.721
54	Sam JOHNSON	b	14:12:06.459	2:24.577
103	Richard DUNCAN	b	14:12:06.962	2:23.969
22	Dario CECCONI	b	14:12:18.790	2:28.076
62	Sean CONNOLLY	b	14:12:19.868	2:24.573
60	George SCOTT	b	14:12:27.764	2:25.667
40	Michael HOEY	b	14:12:38.860	2:31.038
66	Alan JOHNSTON	b	14:12:49.536	2:29.703
7	Sarah BOYES	b	14:12:57.881	2:37.918
67	Gavin BROWN	b	14:12:58.347	2:36.617

ROAD RACE - IRISH SENIOR SUPPORT

2016

					#1	
Pos	No.	Name	Total	Diff	Gap	R1
1	119	Kris DUNCAN	25	0	0	25
2	311	Allan BRODIE	20	5	5	20
3	147	Sean SEDDON	16	9	4	16
4	79	Vinny BRENNAN	13	12	3	13
5	16	Steven CLARKE	11	14	2	11
6	131	Robert CAIRNS	10	15	1	10
7	31	Colin CROFT	9	16	1	9
8	43	Stephen DEGNAN	8	17	1	8
9	17	Alastair BAYLEY	7	18	1	7
10	127	Stephen CASEY	6	19	1	6
11	54	Sam JOHNSON	5	20	1	5
12	103	Richard DUNCAN	4	21	1	4
13	22	Dario CECCONI	3	22	1	3
14	62	Sean CONNOLLY	2	23	1	2
15	60	George SCOTT	1	24	1	1

Event Legend

#1 01/04/2016 JFM HAULAGE MID-ANTRIM 150

ROAD RACE - ULSTER SENIOR SUPPORT

2016

					#1	
Pos	No.	Name	Total	Diff	Gap	R1
1	119	Kris DUNCAN	25	0	0	25
2	311	Allan BRODIE	20	5	5	20
3	147	Sean SEDDON	16	9	4	16
4	79	Vinny BRENNAN	13	12	3	13
5	16	Steven CLARKE	11	14	2	11
6	131	Robert CAIRNS	10	15	1	10
7	31	Colin CROFT	9	16	1	9
8	43	Stephen DEGNAN	8	17	1	8
9	17	Alastair BAYLEY	7	18	1	7
10	127	Stephen CASEY	6	19	1	6
11	54	Sam JOHNSON	5	20	1	5
12	103	Richard DUNCAN	4	21	1	4
13	22	Dario CECCONI	3	22	1	3
14	62	Sean CONNOLLY	2	23	1	2
15	60	George SCOTT	1	24	1	1

Event Legend

#1 01/04/2016 JFM HAULAGE MID-ANTRIM 150