



JFM
HAULAGE
MID-ANTRIM 150

Friday 1st & Saturday 2nd April 2016

promoted by Mid-Antrim 150 Motorcycle Club
www.midantrim150.co.uk

HARLEY'S BAR, KILKEEL
JUNIOR SUPPORT



**Mid & East
Antrim**
Borough Council

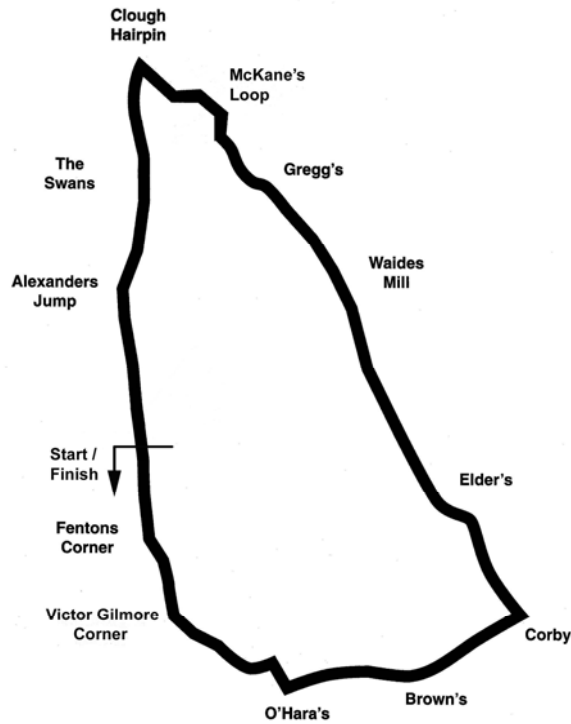


tourism
northernireland



Northern
Ireland
Year of Food
& Drink 2016

Clough Circuit 3.539 miles



Lap Records

Class	Rider	Machine	m	s	mph	Year
125cc	Darran Lindsay	Honda	2	10.429	97.681	2004
Moto 3	Barry Davidson	Honda 250	2	18.049	92.289	2012
Moto 450	Seamus Elliott	Yamaha	2	11.365	96.985	2013
250cc	Darran Lindsay	Honda	2	02.895	103.669	2004
Supersport 400	Gavin Lupton	Honda	2	11.415	96.948	2013
Supertwin	Jamie Hamilton	Kawasaki	2	03.795	102.915	2013
Supersport	Seamus Elliott	Yamaha	1	57.616	108.322	2013
Superbike	Derek Sheils	Kawasaki	1	54.565	111.207	2013
Senior Support	Mark Hanna	Triumph 675	2	06.558	100.668	2013
Junior Support	Connor Behan	Kawasaki 650	2	06.252	100.912	2013
Classic 1000cc	Robert McCrum	Weslake 950	2	15.835	93.793	2013
Classic 500cc	Neill McWhirter	Norton	2	20.788	90.494	2010
Classic 350cc	Paul Coward	Honda	2	24.437	88.207	2004
Classic 250cc	Geoff McMullan	Suzuki	2	34.01	82.724	2003

MOST WINS at MID-ANTRIM 150

Ryan Farquhar	27	2003 - 12
Ray McCullough	15	1965 - 79
Joey Dunlop	15	1975 - 95
Brian Reid	14	1980 - 93
Robert Dunlop	14	1982 - 07
Adrian Archibald	10	1999 - 02
Phillip McCallen	8	1988 - 92
Sam McClements	7	1980 - 89
Darran Lindsay	7	2002 - 06
Neill McWhirter	7	1991 - 10

ALL TIME IRISH ROAD RACE WINNERS (after Killalane Road Race 2015)

Most Wins at All Irish Road Race Meetings

Ryan Farquhar	206	1995-15
Joey Dunlop	156	1971-00
Robert Dunlop	135	1980-08
William Dunlop	112	2005-15
Ray McCullough	109	1960-82
Phillip McCallen	109	1987-99
Michael Dunlop	92	2006-15
Brian Reid	78	1980-94
Darran Lindsay	74	1999-06
James Courtney	66	1992-99

MID-ANTRIM 150

JUNIOR SUPPORT

Qualifying


Friday, 01 April 2016



Pos	Class	No	Name	Machine / Sponsor	----- Best Lap -----			Laps
					Time	Behind	Speed	
Qualifying Classification								
1	SJUN	142	Marc IRONSIDE	Kawasaki 650	2:24.277		88.305	5
2	SJUN	19	Kris DUNCAN	Kawasaki 650	2:26.323	2.046	87.070	5
3	SJUN	43	Philip CROSBIE	Kawasaki 650	2:31.327	7.050	84.191	5
4	SJUN	131	Robert CAIRNS	Kawasaki 650	2:34.054	9.777	82.701	5
5	SJUN	316	Stephen MORRISON	Kawasaki 400 - NAB Racing	2:34.404	10.127	82.513	5
6	SJUN	38	Jordan McFERRAN	Suzuki 650 - Cam Racing	2:34.677	10.400	82.368	5
7	SJUN	181	Jason SHAW	Kawasaki 650	2:36.095	11.818	81.620	5
8	SJUN	117	Alastair BAYLEY	Honda 400 - ABR Moto	2:36.716	12.439	81.296	4
9	SJUN	134	Tam NICHOLL	Suzuki 650 - Nicholl Racing	2:37.110	12.833	81.092	5
10	SJUN	10	James CHAWKE	Kawasaki 650	2:38.612	14.335	80.324	4
11	SJUN	42	Brian LOUGHLIN	Suzuki 650	2:40.094	15.817	79.581	5
12	SJUN	53	Veronika HANKOCYOVA	Kawasaki 650 - R T & E Racing	2:43.293	19.016	78.022	4
13	SJUN	22	Paul O'ROURKE	Kawasaki 650 - Paul O'Rourke Racing	2:44.452	20.175	77.472	4
14	SJUN	118	Tommy HEAPHY	Suzuki 650 - Ballyneal Stone Masons	2:47.908	23.631	75.877	5
15	SJUN	333	Warren REEVE	Yamaha 400 - Flexi Patch	2:48.293	24.016	75.704	4
16	SJUN	57	Yvonne MONTGOMERY	Kawasaki 400	2:48.966	24.689	75.402	5
17	SJUN	67	Gavin BROWN	Honda 400 - PBR	2:50.171	25.894	74.868	5
18	SJUN	37	Rob LIVESEY	Kawasaki 650 - PRB Racing	2:53.665	29.388	73.362	3
19	SJUN	30	David GRAHAM	Suzuki 650 - Patch Racing	2:59.438	35.161	71.002	3
20	SJUN	17	Sam CROSS	Kawasaki 650	3:20.616	56.339	63.506	2
21	SJUN	26	Adrian GORDON	Honda 400				0

Provisional result to be confirmed by the Stewards of the Meeting subject to completion of technical inspections & the time limit for protests

Page 1 / 1

Circuit	Clough	Signed		Organising Club	Mid Antrim 150 Club
Length(miles)	3.5390		Chief Timekeeper	Qualifying Started	00:00
Weather	Light Rain	Issued At:	15:50		
Track	Wet				



MID-ANTRIM 150

JUNIOR SUPPORT

Qualifying

Friday, 01 April 2016

DETAILED RESULT



Qualifying Classification

Position

1 142 Marc IRONSIDE

SJUN			Behind		
Best Time	2:24.277	Best Speed	88.305	On	5 Gp
Lap	Elapsed Time	Lap Time	Lap Speed		
2	2:35.913	2:35.913	81.715		
3	5:06.844	2:30.931	84.412		
4	7:33.018	2:26.174	87.159		
5	9:57.295	2:24.277	88.305		

2 19 Kris DUNCAN

SJUN			Behind		2.046
Best Time	2:26.323	Best Speed	87.070	On	5 Gp
Lap	Elapsed Time	Lap Time	Lap Speed		
2	2:35.856	2:35.856	81.745		
3	5:06.866	2:31.010	84.368		
4	7:33.688	2:26.822	86.774		
5	10:00.011	2:26.323	87.070		

3 43 Philip CROSBIE

SJUN			Behind		7.050
Best Time	2:31.327	Best Speed	84.191	On	5 Gp
Lap	Elapsed Time	Lap Time	Lap Speed		
2	2:41.264	2:41.264	79.003		
3	5:18.689	2:37.425	80.930		
4	7:53.193	2:34.504	82.460		
5	10:24.520	2:31.327	84.191		

4 131 Robert CAIRNS

SJUN			Behind		9.777
Best Time	2:34.054	Best Speed	82.701	On	5 Gp
Lap	Elapsed Time	Lap Time	Lap Speed		
2	2:45.470	2:45.470	76.995		
3	5:25.398	2:39.928	79.663		
4	8:03.212	2:37.814	80.730		
5	10:37.266	2:34.054	82.701		

5 316 Stephen MORRISON

SJUN			Behind		10.127
Best Time	2:34.404	Best Speed	82.513	On	5 Gp
Lap	Elapsed Time	Lap Time	Lap Speed		
2	2:43.004	2:43.004	78.160		
3	5:22.108	2:39.104	80.076		
4	7:59.098	2:36.990	81.154		
5	10:33.502	2:34.404	82.513		

Qualifying Classification

Position

6 38 Jordan McFERRAN

SJUN			Behind		10.400
Best Time	2:34.677	Best Speed	82.368	On	5 Gp
Lap	Elapsed Time	Lap Time	Lap Speed		
2	2:44.042	2:44.042	77.665		
3	5:24.028	2:39.986	79.634		
4	8:02.650	2:38.622	80.319		
5	10:37.327	2:34.677	82.368		

7 181 Jason SHAW

SJUN			Behind		11.818
Best Time	2:36.095	Best Speed	81.620	On	5 Gp
Lap	Elapsed Time	Lap Time	Lap Speed		
2	2:41.674	2:41.674	78.803		
3	5:19.114	2:37.440	80.922		
4	7:55.754	2:36.640	81.336		
5	10:31.849	2:36.095	81.620		

8 117 Alastair BAYLEY

SJUN			Behind		12.439
Best Time	2:36.716	Best Speed	81.296	On	4 Gp
Lap	Elapsed Time	Lap Time	Lap Speed		
2	2:43.595	2:43.595	77.878		
3	5:20.406	2:36.811	81.247		
4	7:57.122	2:36.716	81.296		
5	10:34.128	2:37.006	81.146		

9 134 Tam NICHOLL

SJUN			Behind		12.833
Best Time	2:37.110	Best Speed	81.092	On	5 Gp
Lap	Elapsed Time	Lap Time	Lap Speed		
2	2:42.125	2:42.125	78.584		
3	5:21.012	2:38.887	80.185		
4	7:58.281	2:37.269	81.010		
5	10:35.391	2:37.110	81.092		

10 10 James CHAWKE

SJUN			Behind		14.335
Best Time	2:38.612	Best Speed	80.324	On	4 Gp
Lap	Elapsed Time	Lap Time	Lap Speed		
2	2:45.777	2:45.777	76.853		
3	5:26.527	2:40.750	79.256		
4	8:05.139	2:38.612	80.324		
5	10:43.816	2:38.677	80.291		

MID-ANTRIM 150

JUNIOR SUPPORT

Qualifying

Friday, 01 April 2016

DETAILED RESULT



Qualifying Classification

Position

11 42 Brian LOUGHLIN

SJUN Behind 15.817

Best Time 2:40.094 Best Speed 79.581 On 5 Gp

Lap	Elapsed Time	Lap Time	Lap Speed
2	3:01.554	3:01.554	70.174
3	5:54.021	2:52.467	73.872
4	8:38.387	2:44.366	77.512
5	11:18.481	2:40.094	79.581

12 53 Veronika HANKOCYOVA

SJUN Behind 19.016

Best Time 2:43.293 Best Speed 78.022 On 4 Gp

Lap	Elapsed Time	Lap Time	Lap Speed
2	2:58.340	2:58.340	71.439
3	5:54.028	2:55.688	72.517
4	8:37.321	2:43.293	78.022
5	11:29.227	2:51.906	74.113

13 22 Paul O'ROURKE

SJUN Behind 20.175

Best Time 2:44.452 Best Speed 77.472 On 4 Gp

Lap	Elapsed Time	Lap Time	Lap Speed
2	3:08.509	3:08.509	67.585
3	6:03.029	2:54.520	73.003
4	8:47.481	2:44.452	77.472
5	11:36.393	2:48.912	75.426

14 118 Tommy HEAPHY

SJUN Behind 23.631

Best Time 2:47.908 Best Speed 75.877 On 5 Gp

Lap	Elapsed Time	Lap Time	Lap Speed
2	3:01.852	3:01.852	70.059
3	5:55.748	2:53.896	73.264
4	8:47.755	2:52.007	74.069
5	11:35.663	2:47.908	75.877

15 333 Warren REEVE

SJUN Behind 24.016

Best Time 2:48.293 Best Speed 75.704 On 4 Gp

Lap	Elapsed Time	Lap Time	Lap Speed
2	3:03.481	3:03.481	69.437
3	5:53.999	2:50.518	74.716
4	8:42.292	2:48.293	75.704
5	11:43.661	3:01.369	70.246

Qualifying Classification

Position

16 57 Yvonne MONTGOMERY

SJUN Behind 24.689

Best Time 2:48.966 Best Speed 75.402 On 5 Gp

Lap	Elapsed Time	Lap Time	Lap Speed
2	3:01.713	3:01.713	70.113
3	5:55.128	2:53.415	73.468
4	8:46.850	2:51.722	74.192
5	11:35.816	2:48.966	75.402

17 67 Gavin BROWN

SJUN Behind 25.894

Best Time 2:50.171 Best Speed 74.868 On 5 Gp

Lap	Elapsed Time	Lap Time	Lap Speed
2	3:02.721	3:02.721	69.726
3	5:53.049	2:50.328	74.799
4	8:44.960	2:51.911	74.110
5	11:35.131	2:50.171	74.868

18 37 Rob LIVESEY

SJUN Behind 29.388

Best Time 2:53.665 Best Speed 73.362 On 3 Gp

Lap	Elapsed Time	Lap Time	Lap Speed
2	3:02.627	3:02.627	69.762
3	5:56.292	2:53.665	73.362
4	8:49.991	2:53.699	73.348
5	11:44.607	2:54.616	72.962

19 30 David GRAHAM

SJUN Behind 35.161

Best Time 2:59.438 Best Speed 71.002 On 3 Gp

Lap	Elapsed Time	Lap Time	Lap Speed
2	3:12.345	3:12.345	66.237
3	6:11.783	2:59.438	71.002
4	9:12.873	3:01.090	70.354

20 17 Sam CROSS

SJUN Behind 56.339

Best Time 3:20.616 Best Speed 63.506 On 2 Gp

Lap	Elapsed Time	Lap Time	Lap Speed
2	3:20.616	3:20.616	63.506

JFM HAULAGE MID-ANTRIM 150

JUNIOR SUPPORT

Clough 3.539 miles


R1: Harley's Bar Junior Support

02/04/2016 11:30

Race (6 Laps)

JUNIOR SUPPORT

		95		26		10
		B		A		
17			30		37	9
C			B		A	
		67		57		8
		B		A		
333			118		22	7
C			B		A	B
<hr/>						
		53			42	6
		B		A		
			10		134	5
			B		A	
117				181		4
C				B		
		316		131		3
		B		A		
43			19		142	2
C			B		A	
						1
					POLE POSITION	A



Promoted by Mid Antrim 150 Motorcycle Club

Orbits

Provisional result to be confirmed by the Stewards of the Meeting subject to the completion of technical inspections and the time limit for protests.

MCUI (Ulster Centre) Timing @ www.elaps-timing.com



Ride on
Delta
Seven

JFM HAULAGE MID-ANTRIM 150

JUNIOR SUPPORT

Race 1 - Harley's Bar Junior Support

Saturday, 02 April 2016



Pos	Class	No	Name	Machine / Sponsor	Gp	Lap	Total Time	Behind	Speed	-----Best Lap----- Time Speed On	
-----	-------	----	------	-------------------	----	-----	------------	--------	-------	-------------------------------------	--

Race Classification

1	SJUN	142	Marc IRONSIDE	Kawasaki 650 - Shirlaw's Motorcycles	a	5	12:03.258		88.076	2:22.605	89.340	4
2	SJUN	19	Kris DUNCAN	Kawasaki 650 - Shirlaw's Motorcycles	a	5	12:04.215	0.957	87.960	2:22.758	89.245	4
3	SJUN	131	Robert CAIRNS	Kawasaki 650	a	5	12:30.758	27.500	84.850	2:27.294	86.496	2
4	SJUN	38	Jordan McFERRAN	Suzuki 650 - Cam Racing	a	5	12:31.934	28.676	84.718	2:26.598	86.907	5
5	SJUN	181	Jason SHAW	Kawasaki 650	a	5	12:35.135	31.877	84.358	2:28.401	85.851	4
6	SJUN	53	Veronika HANKOCYOVA	Kawasaki 650 - R T & E Racing	a	5	12:43.564	40.306	83.427	2:25.692	87.447	5
7	SJUN	22	Paul O'ROURKE	Kawasaki 650 - Paul O'Rourke Racing	b	5	12:51.430	48.172	82.577	2:29.658	85.130	3
8	SJUN	118	Tommy HEAPHY	Suzuki 650 - Ballyneal Stone Masons	b	5	12:52.848	49.590	82.425	2:32.587	83.496	5
9	SJUN	42	Brian LOUGHLIN	Suzuki 650	a	5	12:54.439	51.181	82.256	2:32.308	83.649	2
10	SJUN	10	James CHAWKE	Kawasaki 650 - McKinstry Racing	a	5	13:09.761	1:06.503	80.660	2:35.002	82.195	3
11	SJUN	333	Warren REEVE	Yamaha 400 - Flexi Patch	b	5	13:17.653	1:14.395	79.862	2:33.338	83.087	2
12	SJUN	37	Rob LIVESEY	Kawasaki 650 - PRB Racing	b	5	13:20.672	1:17.414	79.561	2:36.180	81.575	5
13	SJUN	57	Yvonne MONTGOMERY	Kawasaki 400	b	5	13:35.696	1:32.438	78.095	2:36.008	81.665	5
14	SJUN	95	Robert GORDON	Kawasaki 400	b	5	13:36.461	1:33.203	78.022	2:36.001	81.669	5
15	SJUN	26	Adrian GORDON	Honda 400	b	5	13:37.122	1:33.864	77.959	2:36.074	81.631	5
16	SJUN	30	David GRAHAM	Suzuki 650 - Patch Racing	b	5	13:42.343	1:39.085	77.464	2:39.573	79.841	5
17	SJUN	40	Michael HOEY	Honda 400	b	4	11:58.287	1 Lap	70.949	2:42.227	78.534	2

Fastest Lap


SJUN	142	Marc IRONSIDE	Kawasaki 650 - Shirlaw's Motorcycles							2:22.605	89.340	4
------	-----	---------------	--------------------------------------	--	--	--	--	--	--	----------	--------	---

Not Classified

DNF	SJUN	134	Tam NICHOLL	Suzuki 650 - Nicholl Racing	a	4	10:05.484		84.167	2:28.435	85.832	3
DNF	SJUN	43	Philip CROSBIE	Kawasaki 650	a	3	7:28.138		85.289	2:26.471	86.982	2
DNF	SJUN	67	Gavin BROWN	Honda 400 - PBR	b	2	5:19.915		79.649	2:33.517	82.990	2

Provisional result to be confirmed by the Stewards of the Meeting subject to completion of technical inspections & the time limit for protests

Page 1 / 1

Circuit	Clough	Signed		Organising Club	Mid Antrim 150 Club
Length(miles)	3.5390		Chief Timekeeper	Race Started	11:54
Weather	Cloudy	Issued At:	12:13	Gp Time Diff - b	18.50
Track	Damp				



JFM HAULAGE MID-ANTRIM 150

JUNIOR SUPPORT

Race 1 - Harley's Bar Junior Support

Saturday, 02 April 2016

DETAILED RESULT



Race Classification

1 142 Marc IRONSIDE

Total Time **12:03.258** Avg Speed **88.076** Behind
Best Time **2:22.605** Best Speed **89.340** On 4 Gp a

Lap	Elapsed Time	Lap Time	Lap Speed
1	2:28.692	2:28.692	85.683
2	4:53.219	2:24.527	88.152
3	7:16.581	2:23.362	88.869
4	9:39.186	2:22.605	89.340
5	12:03.258	2:24.072	88.431

2 19 Kris DUNCAN

Total Time **12:04.215** Avg Speed **87.960** Behind **0.957**
Best Time **2:22.758** Best Speed **89.245** On 4 Gp a

Lap	Elapsed Time	Lap Time	Lap Speed
1	2:29.661	2:29.661	85.128
2	4:53.686	2:24.025	88.460
3	7:16.902	2:23.216	88.959
4	9:39.660	2:22.758	89.245
5	12:04.215	2:24.555	88.135

3 131 Robert CAIRNS

Total Time **12:30.758** Avg Speed **84.850** Behind **27.500**
Best Time **2:27.294** Best Speed **86.496** On 2 Gp a

Lap	Elapsed Time	Lap Time	Lap Speed
1	2:32.040	2:32.040	83.796
2	4:59.334	2:27.294	86.496
3	7:28.223	2:28.889	85.570
4	10:01.213	2:32.990	83.276
5	12:30.758	2:29.545	85.194

4 38 Jordan McFERRAN

Total Time **12:31.934** Avg Speed **84.718** Behind **28.676**
Best Time **2:26.598** Best Speed **86.907** On 5 Gp a

Lap	Elapsed Time	Lap Time	Lap Speed
1	2:37.201	2:37.201	81.045
2	5:07.245	2:30.044	84.911
3	7:35.978	2:28.733	85.660
4	10:05.336	2:29.358	85.301
5	12:31.934	2:26.598	86.907

Race Classification

5 181 Jason SHAW

Total Time **12:35.135** Avg Speed **84.358** Behind **31.877**
Best Time **2:28.401** Best Speed **85.851** On 4 Gp a

Lap	Elapsed Time	Lap Time	Lap Speed
1	2:38.505	2:38.505	80.379
2	5:08.584	2:30.079	84.891
3	7:37.314	2:28.730	85.661
4	10:05.715	2:28.401	85.851
5	12:35.135	2:29.420	85.266

6 53 Veronika HANKOCYOVA

Total Time **12:43.564** Avg Speed **83.427** Behind **40.306**
Best Time **2:25.692** Best Speed **87.447** On 5 Gp a

Lap	Elapsed Time	Lap Time	Lap Speed
1	2:43.978	2:43.978	77.696
2	5:15.640	2:31.662	84.005
3	7:46.728	2:31.088	84.324
4	10:17.872	2:31.144	84.293
5	12:43.564	2:25.692	87.447

7 22 Paul O'ROURKE

Total Time **12:51.430** Avg Speed **82.577** Behind **48.172**
Best Time **2:29.658** Best Speed **85.130** On 3 Gp b

Lap	Elapsed Time	Lap Time	Lap Speed
1	2:55.399	2:55.399	72.637
2	5:28.114	2:32.715	83.426
3	7:57.772	2:29.658	85.130
4	10:32.564	2:34.792	82.307
5	13:09.930	2:37.366	80.960

8 118 Tommy HEAPHY

Total Time **12:52.848** Avg Speed **82.425** Behind **49.590**
Best Time **2:32.587** Best Speed **83.496** On 5 Gp b

Lap	Elapsed Time	Lap Time	Lap Speed
1	2:59.230	2:59.230	71.084
2	5:31.974	2:32.744	83.410
3	8:05.506	2:33.532	82.982
4	10:38.761	2:33.255	83.132
5	13:11.348	2:32.587	83.496

JFM HAULAGE MID-ANTRIM 150

JUNIOR SUPPORT

Race 1 - Harley's Bar Junior Support

Saturday, 02 April 2016

DETAILED RESULT



Race Classification

9 42 Brian LOUGHLIN

Total Time **12:54.439** Avg Speed **82.256** Behind **51.181**

Best Time **2:32.308** Best Speed **83.649** On **2** Gp **a**

Lap	Elapsed Time	Lap Time	Lap Speed
1	2:42.766	2:42.766	78.274
2	5:15.074	2:32.308	83.649
3	7:48.056	2:32.982	83.280
4	10:21.441	2:33.385	83.062
5	12:54.439	2:32.998	83.272

Race Classification

13 57 Yvonne MONTGOMERY

Total Time **13:35.696** Avg Speed **78.095** Behind **1:32.438**

Best Time **2:36.008** Best Speed **81.665** On **5** Gp **b**

Lap	Elapsed Time	Lap Time	Lap Speed
1	3:08.132	3:08.132	67.721
2	5:50.255	2:42.123	78.585
3	8:33.077	2:42.822	78.247
4	11:18.188	2:45.111	77.163
5	13:54.196	2:36.008	81.665

10 10 James CHAWKE

Total Time **13:09.761** Avg Speed **80.660** Behind **1:06.503**

Best Time **2:35.002** Best Speed **82.195** On **3** Gp **a**

Lap	Elapsed Time	Lap Time	Lap Speed
1	2:43.218	2:43.218	78.058
2	5:18.264	2:35.046	82.172
3	7:53.266	2:35.002	82.195
4	10:32.039	2:38.773	80.243
5	13:09.761	2:37.722	80.778

14 95 Robert GORDON

Total Time **13:36.461** Avg Speed **78.022** Behind **1:33.203**

Best Time **2:36.001** Best Speed **81.669** On **5** Gp **b**

Lap	Elapsed Time	Lap Time	Lap Speed
1	3:09.446	3:09.446	67.251
2	5:51.093	2:41.647	78.816
3	8:32.695	2:41.602	78.838
4	11:18.960	2:46.265	76.627
5	13:54.961	2:36.001	81.669

11 333 Warren REEVE

Total Time **13:17.653** Avg Speed **79.862** Behind **1:14.395**

Best Time **2:33.338** Best Speed **83.087** On **2** Gp **b**

Lap	Elapsed Time	Lap Time	Lap Speed
1	3:00.540	3:00.540	70.568
2	5:33.878	2:33.338	83.087
3	8:07.761	2:33.883	82.793
4	10:57.347	2:49.586	75.126
5	13:36.153	2:38.806	80.226

15 26 Adrian GORDON

Total Time **13:37.122** Avg Speed **77.959** Behind **1:33.864**

Best Time **2:36.074** Best Speed **81.631** On **5** Gp **b**

Lap	Elapsed Time	Lap Time	Lap Speed
1	3:09.664	3:09.664	67.174
2	5:51.550	2:41.886	78.700
3	8:32.878	2:41.328	78.972
4	11:19.548	2:46.670	76.441
5	13:55.622	2:36.074	81.631

12 37 Rob LIVESEY

Total Time **13:20.672** Avg Speed **79.561** Behind **1:17.414**

Best Time **2:36.180** Best Speed **81.575** On **5** Gp **b**

Lap	Elapsed Time	Lap Time	Lap Speed
1	3:04.831	3:04.831	68.930
2	5:42.408	2:37.577	80.852
3	8:21.528	2:39.120	80.068
4	11:02.992	2:41.464	78.906
5	13:39.172	2:36.180	81.575

16 30 David GRAHAM

Total Time **13:42.343** Avg Speed **77.464** Behind **1:39.085**

Best Time **2:39.573** Best Speed **79.841** On **5** Gp **b**

Lap	Elapsed Time	Lap Time	Lap Speed
1	3:12.874	3:12.874	66.056
2	5:54.909	2:42.035	78.627
3	8:38.442	2:43.533	77.907
4	11:21.270	2:42.828	78.245
5	14:00.843	2:39.573	79.841

JFM HAULAGE MID-ANTRIM 150

JUNIOR SUPPORT

Race 1 - Harley's Bar Junior Support

Saturday, 02 April 2016

DETAILED RESULT



Race Classification

17 40 Michael HOEY

Total Time **11:58.287** Avg Speed **70.949** Behind **1** Lap

Best Time **2:42.227** Best Speed **78.534** On **2** Gp **b**

Lap	Elapsed Time	Lap Time	Lap Speed
1	3:14.220	3:14.220	65.598
2	5:56.447	2:42.227	78.534
3	9:33.653	3:37.206	58.656
4	12:16.787	2:43.134	78.098

Not Classified

DNF 134 Tam NICHOLL

Total Time **10:05.484** Avg Speed **84.167** Behind

Best Time **2:28.435** Best Speed **85.832** On **3** Gp **a**

Lap	Elapsed Time	Lap Time	Lap Speed
1	2:37.049	2:37.049	81.124
2	5:07.023	2:29.974	84.951
3	7:35.458	2:28.435	85.832
4	10:05.484	2:30.026	84.921

DNF 43 Philip CROSBIE

Total Time **7:28.138** Avg Speed **85.289** Behind

Best Time **2:26.471** Best Speed **86.982** On **2** Gp **a**

Lap	Elapsed Time	Lap Time	Lap Speed
1	2:32.996	2:32.996	83.273
2	4:59.467	2:26.471	86.982
3	7:28.138	2:28.671	85.695

DNF 67 Gavin BROWN

Total Time **5:19.915** Avg Speed **79.649** Behind

Best Time **2:33.517** Best Speed **82.990** On **2** Gp **b**

Lap	Elapsed Time	Lap Time	Lap Speed
1	3:04.898	3:04.898	68.905
2	5:38.415	2:33.517	82.990

JFM HAULAGE MID-ANTRIM 150

JUNIOR SUPPORT

Race 1 - Harley's Bar Junior Support

LAP CHART



1					3					5				
No	Name	Gp	Time of Day	Lap Time	No	Name	Gp	Time of Day	Lap Time	No	Name	Gp	Time of Day	Lap Time
142	Marc IRONSIDE	a	11:56:42.377	2:28.692	142	Marc IRONSIDE	a	12:01:30.266	2:23.362	142	Marc IRONSIDE	a	12:06:16.943	2:24.072
19	Kris DUNCAN	a	11:56:43.346	2:29.661	19	Kris DUNCAN	a	12:01:30.587	2:23.216	19	Kris DUNCAN	a	12:06:17.900	2:24.555
131	Robert CAIRNS	a	11:56:45.725	2:32.040	43	Philip CROSBIE	a	12:01:41.823	2:28.671	131	Robert CAIRNS	a	12:06:44.443	2:29.545
43	Philip CROSBIE	a	11:56:46.681	2:32.996	131	Robert CAIRNS	a	12:01:41.908	2:28.889	38	Jordan McFERRAN	a	12:06:45.619	2:26.598
22	Paul O'ROURKE	b	11:56:50.584	2:55.399	134	Tam NICHOLL	a	12:01:49.143	2:28.435	181	Jason SHAW	a	12:06:48.820	2:29.420
134	Tam NICHOLL	a	11:56:50.734	2:37.049	38	Jordan McFERRAN	a	12:01:49.663	2:28.733	53	Veronika HANKOCYOVA	a	12:06:57.249	2:25.692
38	Jordan McFERRAN	a	11:56:50.886	2:37.201	181	Jason SHAW	a	12:01:50.999	2:28.730	22	Paul O'ROURKE	b	12:07:05.115	2:37.366
181	Jason SHAW	a	11:56:52.190	2:38.505	22	Paul O'ROURKE	b	12:01:52.957	2:29.658	118	Tommy HEAPHY	b	12:07:06.533	2:32.587
118	Tommy HEAPHY	b	11:56:54.415	2:59.230	53	Veronika HANKOCYOVA	a	12:02:00.413	2:31.088	42	Brian LOUGHLIN	a	12:07:08.124	2:32.998
333	Warren REEVE	b	11:56:55.725	3:00.540	118	Tommy HEAPHY	b	12:02:00.691	2:33.532	10	James CHAWKE	a	12:07:23.446	2:37.722
42	Brian LOUGHLIN	a	11:56:56.451	2:42.766	42	Brian LOUGHLIN	a	12:02:01.741	2:32.982	333	Warren REEVE	b	12:07:31.338	2:38.806
10	James CHAWKE	a	11:56:56.903	2:43.218	333	Warren REEVE	b	12:02:02.946	2:33.883	37	Rob LIVESEY	b	12:07:34.357	2:36.180
53	Veronika HANKOCYOVA	a	11:56:57.663	2:43.978	10	James CHAWKE	a	12:02:06.951	2:35.002	57	Yvonne MONTGOMERY	b	12:07:49.381	2:36.008
37	Rob LIVESEY	b	11:57:00.016	3:04.831	37	Rob LIVESEY	b	12:02:16.713	2:39.120	95	Robert GORDON	b	12:07:50.146	2:36.001
67	Gavin BROWN	b	11:57:00.083	3:04.898	95	Robert GORDON	b	12:02:27.880	2:41.602	26	Adrian GORDON	b	12:07:50.807	2:36.074
57	Yvonne MONTGOMERY	b	11:57:03.317	3:08.132	26	Adrian GORDON	b	12:02:28.063	2:41.328	30	David GRAHAM	b	12:07:56.028	2:39.573
95	Robert GORDON	b	11:57:04.631	3:09.446	57	Yvonne MONTGOMERY	b	12:02:28.262	2:42.822					
26	Adrian GORDON	b	11:57:04.849	3:09.664	30	David GRAHAM	b	12:02:33.627	2:43.533					
30	David GRAHAM	b	11:57:08.059	3:12.874	40	Michael HOEY	b	12:03:28.838	3:37.206					
40	Michael HOEY	b	11:57:09.405	3:14.220										

2					4				
No	Name	Gp	Time of Day	Lap Time	No	Name	Gp	Time of Day	Lap Time
142	Marc IRONSIDE	a	11:59:06.904	2:24.527	142	Marc IRONSIDE	a	12:03:52.871	2:22.605
19	Kris DUNCAN	a	11:59:07.371	2:24.025	19	Kris DUNCAN	a	12:03:53.345	2:22.758
131	Robert CAIRNS	a	11:59:13.019	2:27.294	131	Robert CAIRNS	a	12:04:14.898	2:32.990
43	Philip CROSBIE	a	11:59:13.152	2:26.471	38	Jordan McFERRAN	a	12:04:19.021	2:29.358
134	Tam NICHOLL	a	11:59:20.708	2:29.974	134	Tam NICHOLL	a	12:04:19.169	2:30.026
38	Jordan McFERRAN	a	11:59:20.930	2:30.044	181	Jason SHAW	a	12:04:19.400	2:28.401
181	Jason SHAW	a	11:59:22.269	2:30.079	22	Paul O'ROURKE	b	12:04:27.749	2:34.792
22	Paul O'ROURKE	b	11:59:23.299	2:32.715	53	Veronika HANKOCYOVA	a	12:04:31.557	2:31.144
118	Tommy HEAPHY	b	11:59:27.159	2:32.744	118	Tommy HEAPHY	b	12:04:33.946	2:33.255
42	Brian LOUGHLIN	a	11:59:28.759	2:32.308	42	Brian LOUGHLIN	a	12:04:35.126	2:33.385
333	Warren REEVE	b	11:59:29.063	2:33.338	10	James CHAWKE	a	12:04:45.724	2:38.773
53	Veronika HANKOCYOVA	a	11:59:29.325	2:31.662	333	Warren REEVE	b	12:04:52.532	2:49.586
10	James CHAWKE	a	11:59:31.949	2:35.046	37	Rob LIVESEY	b	12:04:58.177	2:41.464
67	Gavin BROWN	b	11:59:33.600	2:33.517	57	Yvonne MONTGOMERY	b	12:05:13.373	2:45.111
37	Rob LIVESEY	b	11:59:37.593	2:37.577	95	Robert GORDON	b	12:05:14.145	2:46.265
57	Yvonne MONTGOMERY	b	11:59:45.440	2:42.123	26	Adrian GORDON	b	12:05:14.733	2:46.670
95	Robert GORDON	b	11:59:46.278	2:41.647	30	David GRAHAM	b	12:05:16.455	2:42.828
26	Adrian GORDON	b	11:59:46.735	2:41.886	40	Michael HOEY	b	12:06:11.972	2:43.134
30	David GRAHAM	b	11:59:50.094	2:42.035					
40	Michael HOEY	b	11:59:51.632	2:42.227					

ROAD RACE - IRISH JUNIOR SUPPORT

2016

					#1	
Pos	No.	Name	Total	Diff	Gap	R1
1	142	Marc IRONSIDE	25	0	0	25
2	19	Kris DUNCAN	20	5	5	20
3	131	Robert CAIRNS	16	9	4	16
4	38	Jordan McFERRAN	13	12	3	13
5	181	Jason SHAW	11	14	2	11
6	53	Veronika HANKOCYOVA	10	15	1	10
7	22	Paul O'ROURKE	9	16	1	9
8	118	Tommy HEAPHY	8	17	1	8
9	42	Brian LOUGHLIN	7	18	1	7
10	10	James CHAWKE	6	19	1	6
11	333	Warren REEVE	5	20	1	5
12	37	Rob LIVESEY	4	21	1	4
13	57	Yvonne MONTGOMERY	3	22	1	3
14	95	Robert GORDON	2	23	1	2
15	26	Adrian GORDON	1	24	1	1

Event Legend

#1 01/04/2016 JFM HAULAGE MID-ANTRIM 150

ROAD RACE - ULSTER JUNIOR SUPPORT

2016

					#1	
Pos	No.	Name	Total	Diff	Gap	R1
1	142	Marc IRONSIDE	25	0	0	25
2	19	Kris DUNCAN	20	5	5	20
3	131	Robert CAIRNS	16	9	4	16
4	38	Jordan McFERRAN	13	12	3	13
5	181	Jason SHAW	11	14	2	11
6	53	Veronika HANKOCYOVA	10	15	1	10
7	22	Paul O'ROURKE	9	16	1	9
8	118	Tommy HEAPHY	8	17	1	8
9	42	Brian LOUGHLIN	7	18	1	7
10	10	James CHAWKE	6	19	1	6
11	333	Warren REEVE	5	20	1	5
12	37	Rob LIVESEY	4	21	1	4
13	57	Yvonne MONTGOMERY	3	22	1	3
14	95	Robert GORDON	2	23	1	2
15	26	Adrian GORDON	1	24	1	1

Event Legend

#1 01/04/2016 JFM HAULAGE MID-ANTRIM 150