  
**JFM**  
HAULAGE  
**MID-ANTRIM 150**

**Friday 1<sup>st</sup> & Saturday 2<sup>nd</sup> April 2016**

**promoted by Mid-Antrim 150 Motorcycle Club**  
[www.midantrim150.co.uk](http://www.midantrim150.co.uk)

**ballyprint** .com **HILL** (N.I.) LTD  
**BALLYPRINT & HILL CONTRACTS**  
**SUPERSPORT**



**Mid & East  
Antrim**  
Borough Council

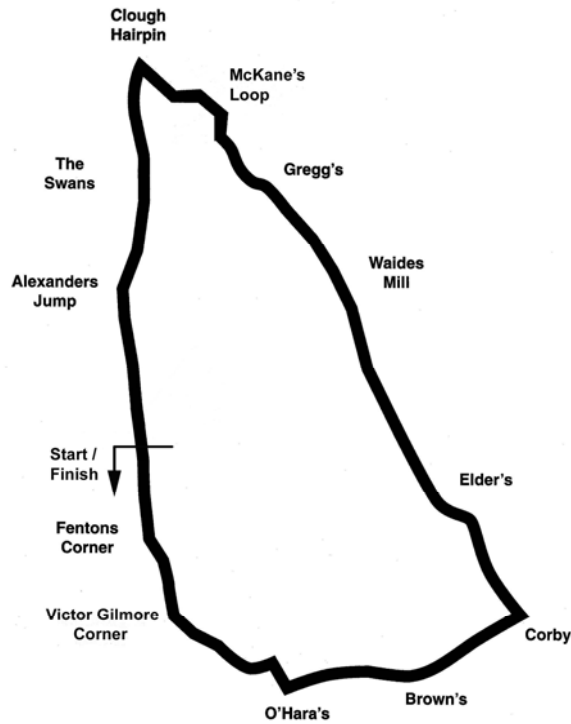


**tourism  
northernireland**



**Northern  
Ireland** Year of Food  
& Drink 2016

# Clough Circuit 3.539 miles



## Lap Records

Class	Rider	Machine	m	s	mph	Year
125cc	Darran Lindsay	Honda	2	10.429	97.681	2004
Moto 3	Barry Davidson	Honda 250	2	18.049	92.289	2012
Moto 450	Seamus Elliott	Yamaha	2	11.365	96.985	2013
250cc	Darran Lindsay	Honda	2	02.895	103.669	2004
Supersport 400	Gavin Lupton	Honda	2	11.415	96.948	2013
Supertwin	Jamie Hamilton	Kawasaki	2	03.795	102.915	2013
Supersport	Seamus Elliott	Yamaha	1	57.616	108.322	2013
Superbike	Derek Sheils	Kawasaki	1	54.565	111.207	2013
Senior Support	Mark Hanna	Triumph 675	2	06.558	100.668	2013
Junior Support	Connor Behan	Kawasaki 650	2	06.252	100.912	2013
Classic 1000cc	Robert McCrum	Weslake 950	2	15.835	93.793	2013
Classic 500cc	Neill McWhirter	Norton	2	20.788	90.494	2010
Classic 350cc	Paul Coward	Honda	2	24.437	88.207	2004
Classic 250cc	Geoff McMullan	Suzuki	2	34.01	82.724	2003

## MOST WINS at MID-ANTRIM 150

Ryan Farquhar	27	2003 - 12
Ray McCullough	15	1965 - 79
Joey Dunlop	15	1975 - 95
Brian Reid	14	1980 - 93
Robert Dunlop	14	1982 - 07
Adrian Archibald	10	1999 - 02
Phillip McCallen	8	1988 - 92
Sam McClements	7	1980 - 89
Darran Lindsay	7	2002 - 06
Neill McWhirter	7	1991 - 10

## ALL TIME IRISH ROAD RACE WINNERS (after Killalane Road Race 2015)

### Most Wins at All Irish Road Race Meetings

Ryan Farquhar	206	1995-15
Joey Dunlop	156	1971-00
Robert Dunlop	135	1980-08
William Dunlop	112	2005-15
Ray McCullough	109	1960-82
Phillip McCallen	109	1987-99
Michael Dunlop	92	2006-15
Brian Reid	78	1980-94
Darran Lindsay	74	1999-06
James Courtney	66	1992-99

# MID-ANTRIM 150

## SUPERSPORT

### Qualifying


Friday, 01 April 2016



Pos	Class	No	Name	Machine / Sponsor	----- Best Lap -----			Laps
					Time	Behind	Speed	
<b>Qualifying Classification</b>								
1	SSPR	86	Derek McGEE	Yamaha - McGee Racing	2:16.671		93.219	5
2	SSPR	65	Michael SWEENEY	Yamaha - Tracblast	2:20.703	4.032	90.548	5
3	SSPR	4	M MITCHELL-THOMAS	Honda - Cookstown BE Racing	2:21.027	4.356	90.340	5
4	SSPR	143	Colin STEPHENSON	Yamaha - CS Tuning	2:23.388	6.717	88.853	5
5	SSPR	122	Paul JORDAN	Honda - B&W / Site Sealants	2:23.457	6.786	88.810	5
6	SSPR	9	Wayne KIRWAN	Kawasaki	2:23.622	6.951	88.708	4
7	SSPR	59	Darryl TWEED	Triumph 675	2:25.676	9.005	87.457	4
8	SSPR	109	Neil KERNOHAN	Yamaha - Logan Racing	2:26.731	10.060	86.828	5
9	SSPR	164	Stephen TOBIN	Yamaha	2:28.168	11.497	85.986	4
10	SSPR	33	Rob BARBER	Honda - PRB Racing	2:28.387	11.716	85.859	4
11	SSPR	311	Allan BRODIE	Yamaha	2:28.396	11.725	85.854	4
12	SSPR	5	Thomas MAXWELL	Yamaha	2:29.343	12.672	85.310	4
13	SSPR	51	Marc IRONSIDE	Kawasaki	2:30.040	13.369	84.913	5
14	SSPR	119	Kris DUNCAN	Kawasaki	2:30.478	13.807	84.666	4
15	SSPR	24	Graham KENNEDY	Yamaha - Patsy Kennedy	2:33.364	16.693	83.073	4
16	SSPR	23	Michal DOKOUPIL	Yamaha - R T & E Racing	2:33.800	17.129	82.837	5
17	SSPR	14	Rodney LITTLE	Yamaha	2:33.944	17.273	82.760	5
18	SSPR	79	Vinny BRENNAN	Yamaha - Network 2000	2:35.239	18.568	82.070	4
19	SSPR	54	Sam JOHNSON	Yamaha	2:36.303	19.632	81.511	5
20	SSPR	103	Richard DUNCAN	Yamaha	2:38.433	21.762	80.415	4
21	SSPR	147	Sean SEDDON	Triumph 675	2:38.798	22.127	80.230	4
23	SSPR	31	Colin CROFT	Suzuki	2:38.965	22.294	80.146	5
22	SSPR	43	Stephen DEGNAN	Kawasaki	2:38.965	22.294	80.146	5
24	SSPR	62	Sean CONNOLLY	Kawasaki	2:42.771	26.100	78.272	5
25	SSPR	93	Paul CRANSTON	Honda - P & J Fuel Haulage	3:07.207	50.536	68.055	3

Provisional result to be confirmed by the Stewards of the Meeting subject to completion of technical inspections & the time limit for protests

Page 1 / 1

Circuit	<b>Clough</b>	Signed		Organising Club	<b>Mid Antrim 150 Club</b>
Length(miles)	<b>3.5390</b>		Chief Timekeeper	Qualifying Started	<b>00:00</b>
Weather	<b>Light Rain</b>	Issued At:	15:31		
Track	<b>Wet</b>				



# JFM HAULAGE MID-ANTRIM 150

## SUPERSPORT

### Qualifying

Friday, 01 April 2016

## DETAILED RESULT



### Qualifying Classification

Position

#### **1** 86 Derek McGEE

SSPR			Behind		
Best Time	<b>2:16.671</b>	Best Speed	<b>93.219</b>	On	<b>5</b> Gp
Lap	Elapsed Time	Lap Time	Lap Speed		
1	3:10.398	3:10.398	66.915		
2	5:49.425	2:39.027	80.115		
3	8:08.611	2:19.186	91.535		
4	10:25.864	2:17.253	92.824		
5	12:42.535	2:16.671	93.219		

#### **2** 65 Michael SWEENEY

SSPR			Behind		<b>4.032</b>
Best Time	<b>2:20.703</b>	Best Speed	<b>90.548</b>	On	<b>5</b> Gp
Lap	Elapsed Time	Lap Time	Lap Speed		
1	3:12.450	3:12.450	66.201		
2	5:51.372	2:38.922	80.168		
3	8:21.979	2:30.607	84.594		
4	10:43.026	2:21.047	90.327		
5	13:03.729	2:20.703	90.548		

#### **3** 4 M MITCHELL THOMAS

SSPR			Behind		<b>4.356</b>
Best Time	<b>2:21.027</b>	Best Speed	<b>90.340</b>	On	<b>5</b> Gp
Lap	Elapsed Time	Lap Time	Lap Speed		
1	3:13.637	3:13.637	65.795		
2	5:52.290	2:38.653	80.304		
3	8:21.035	2:28.745	85.653		
4	10:42.490	2:21.455	90.067		
5	13:03.517	2:21.027	90.340		

#### **4** 143 Colin STEPHENSON

SSPR			Behind		<b>6.717</b>
Best Time	<b>2:23.388</b>	Best Speed	<b>88.853</b>	On	<b>5</b> Gp
Lap	Elapsed Time	Lap Time	Lap Speed		
1	3:10.826	3:10.826	66.764		
2	5:49.927	2:39.101	80.077		
3	8:16.395	2:26.468	86.984		
4	10:43.738	2:27.343	86.468		
5	13:07.126	2:23.388	88.853		

### Qualifying Classification

Position

#### **5** 122 Paul JORDAN

SSPR			Behind		<b>6.786</b>
Best Time	<b>2:23.457</b>	Best Speed	<b>88.810</b>	On	<b>5</b> Gp
Lap	Elapsed Time	Lap Time	Lap Speed		
1	3:43.600	3:43.600	56.979		
2	6:41.043	2:57.443	71.800		
3	9:16.829	2:35.786	81.781		
4	11:48.666	2:31.837	83.908		
5	14:12.123	2:23.457	88.810		

#### **6** 9 Wayne KIRWAN

SSPR			Behind		<b>6.951</b>
Best Time	<b>2:23.622</b>	Best Speed	<b>88.708</b>	On	<b>4</b> Gp
Lap	Elapsed Time	Lap Time	Lap Speed		
1	3:13.354	3:13.354	65.892		
2	5:52.110	2:38.756	80.251		
3	8:22.732	2:30.622	84.585		
4	10:46.354	2:23.622	88.708		
5	13:12.578	2:26.224	87.129		

#### **7** 59 Darryl TWEED

SSPR			Behind		<b>9.005</b>
Best Time	<b>2:25.676</b>	Best Speed	<b>87.457</b>	On	<b>4</b> Gp
Lap	Elapsed Time	Lap Time	Lap Speed		
1	3:28.724	3:28.724	61.039		
2	6:06.490	2:37.766	80.755		
3	8:35.086	2:28.596	85.739		
4	11:00.762	2:25.676	87.457		
5	13:30.818	2:30.056	84.904		

#### **8** 109 Neil KERNOHAN

SSPR			Behind		<b>10.060</b>
Best Time	<b>2:26.731</b>	Best Speed	<b>86.828</b>	On	<b>5</b> Gp
Lap	Elapsed Time	Lap Time	Lap Speed		
1	3:32.788	3:32.788	59.874		
2	6:06.639	2:33.851	82.810		
3	8:47.102	2:40.463	79.398		
4	11:19.824	2:32.722	83.422		
5	13:46.555	2:26.731	86.828		

# JFM HAULAGE MID-ANTRIM 150

## SUPERSPORT

### Qualifying

Friday, 01 April 2016

## DETAILED RESULT



### Qualifying Classification

Position

#### **9** 164 Stephen TOBIN

SSPR Behind 11.497

Best Time 2:28.168 Best Speed 85.986 On 4 Gp

Lap	Elapsed Time	Lap Time	Lap Speed
1	3:24.303	3:24.303	62.360
2	5:58.720	2:34.417	82.506
3	8:29.454	2:30.734	84.522
4	10:57.622	2:28.168	85.986
5	13:30.127	2:32.505	83.541

### Qualifying Classification

Position

#### **13** 51 Marc IRONSIDE

SSPR Behind 13.369

Best Time 2:30.040 Best Speed 84.913 On 5 Gp

Lap	Elapsed Time	Lap Time	Lap Speed
1	3:39.814	3:39.814	57.960
2	6:27.175	2:47.361	76.125
3	9:15.020	2:47.845	75.906
4	11:50.260	2:35.240	82.069
5	14:20.300	2:30.040	84.913

#### **10** 33 Rob BARBER

SSPR Behind 11.716

Best Time 2:28.387 Best Speed 85.859 On 4 Gp

Lap	Elapsed Time	Lap Time	Lap Speed
1	3:15.456	3:15.456	65.183
2	5:54.088	2:38.632	80.314
3	8:24.765	2:30.677	84.554
4	10:53.152	2:28.387	85.859
5	13:23.282	2:30.130	84.862

#### **14** 119 Kris DUNCAN

SSPR Behind 13.807

Best Time 2:30.478 Best Speed 84.666 On 4 Gp

Lap	Elapsed Time	Lap Time	Lap Speed
1	3:39.315	3:39.315	58.092
2	6:26.193	2:46.878	76.346
3	9:08.486	2:42.293	78.502
4	11:38.964	2:30.478	84.666
5	14:13.120	2:34.156	82.646

#### **11** 311 Allan BRODIE

SSPR Behind 11.725

Best Time 2:28.396 Best Speed 85.854 On 4 Gp

Lap	Elapsed Time	Lap Time	Lap Speed
1	3:14.331	3:14.331	65.560
2	5:53.214	2:38.883	80.187
3	8:23.745	2:30.531	84.636
4	10:52.141	2:28.396	85.854
5	13:23.718	2:31.577	84.052

#### **15** 24 Graham KENNEDY

SSPR Behind 16.693

Best Time 2:33.364 Best Speed 83.073 On 4 Gp

Lap	Elapsed Time	Lap Time	Lap Speed
1	3:34.569	3:34.569	59.377
2	6:24.308	2:49.739	75.059
3	9:04.284	2:39.976	79.639
4	11:37.648	2:33.364	83.073
5	14:12.410	2:34.762	82.323

#### **12** 5 Thomas MAXWELL

SSPR Behind 12.672

Best Time 2:29.343 Best Speed 85.310 On 4 Gp

Lap	Elapsed Time	Lap Time	Lap Speed
1	3:11.907	3:11.907	66.388
2	5:51.039	2:39.132	80.062
3	8:22.560	2:31.521	84.083
4	10:51.903	2:29.343	85.310
5	13:22.991	2:31.088	84.324

#### **16** 23 Michal DOKOUPIL

SSPR Behind 17.129

Best Time 2:33.800 Best Speed 82.837 On 5 Gp

Lap	Elapsed Time	Lap Time	Lap Speed
1	3:38.735	3:38.735	58.246
2	6:24.973	2:46.238	76.640
3	9:02.532	2:37.559	80.861
4	11:37.106	2:34.574	82.423
5	14:10.906	2:33.800	82.837

# JFM HAULAGE MID-ANTRIM 150

## SUPERSPORT

### Qualifying

Friday, 01 April 2016

## DETAILED RESULT



### Qualifying Classification

Position

#### 17 14 Rodney LITTLE

SSPR Behind 17.273

Best Time 2:33.944 Best Speed 82.760 On 5 Gp

Lap	Elapsed Time	Lap Time	Lap Speed
1	3:43.902	3:43.902	56.902
2	6:31.607	2:47.705	75.969
3	9:15.887	2:44.280	77.553
4	11:54.259	2:38.372	80.446
5	14:28.203	2:33.944	82.760

#### 18 79 Vinny BRENNAN

SSPR Behind 18.568

Best Time 2:35.239 Best Speed 82.070 On 4 Gp

Lap	Elapsed Time	Lap Time	Lap Speed
1	3:40.704	3:40.704	57.726
2	6:32.439	2:51.735	74.186
3	9:31.927	2:59.488	70.982
4	12:07.166	2:35.239	82.070
5	14:44.106	2:36.940	81.180

#### 19 54 Sam JOHNSON

SSPR Behind 19.632

Best Time 2:36.303 Best Speed 81.511 On 5 Gp

Lap	Elapsed Time	Lap Time	Lap Speed
1	3:33.825	3:33.825	59.583
2	6:19.708	2:45.883	76.804
3	8:58.951	2:39.243	80.006
4	11:35.467	2:36.516	81.400
5	14:11.770	2:36.303	81.511

#### 20 103 Richard DUNCAN

SSPR Behind 21.762

Best Time 2:38.433 Best Speed 80.415 On 4 Gp

Lap	Elapsed Time	Lap Time	Lap Speed
1	3:26.154	3:26.154	61.800
2	6:05.979	2:39.825	79.715
3	8:46.677	2:40.698	79.282
4	11:25.110	2:38.433	80.415
5	14:04.268	2:39.158	80.049

### Qualifying Classification

Position

#### 21 147 Sean SEDDON

SSPR Behind 22.127

Best Time 2:38.798 Best Speed 80.230 On 4 Gp

Lap	Elapsed Time	Lap Time	Lap Speed
1	3:35.445	3:35.445	59.135
2	6:24.745	2:49.300	75.253
3	9:13.385	2:48.640	75.548
4	11:52.183	2:38.798	80.230
5	14:32.153	2:39.970	79.642

#### 22 43 Stephen DEGNAN

SSPR Behind 22.294

Best Time 2:38.965 Best Speed 80.146 On 5 Gp

Lap	Elapsed Time	Lap Time	Lap Speed
1	3:38.184	3:38.184	58.393
2	6:25.806	2:47.622	76.007
3	9:16.634	2:50.828	74.580
4	11:58.944	2:42.310	78.494
5	14:37.909	2:38.965	80.146

#### 23 31 Colin CROFT

SSPR Behind 22.294

Best Time 2:38.965 Best Speed 80.146 On 5 Gp

Lap	Elapsed Time	Lap Time	Lap Speed
1	3:36.124	3:36.124	58.949
2	6:28.589	2:52.465	73.872
3	9:18.330	2:49.741	75.058
4	12:03.667	2:45.337	77.057
5	14:42.632	2:38.965	80.146

#### 24 62 Sean CONNOLLY

SSPR Behind 26.100

Best Time 2:42.771 Best Speed 78.272 On 5 Gp

Lap	Elapsed Time	Lap Time	Lap Speed
1	3:32.403	3:32.403	59.982
2	6:23.519	2:51.116	74.455
3	9:14.421	2:50.902	74.548
4	12:02.920	2:48.499	75.611
5	14:45.691	2:42.771	78.272

# JFM HAULAGE MID-ANTRIM 150

## SUPERSPORT

Qualifying

Friday, 01 April 2016

## DETAILED RESULT



### Qualifying Classification

Position

**25** 93 Paul CRANSTON

SSPR Behind 50.536

Best Time 3:07.207 Best Speed 68.055 On 3 Gp

Lap	Elapsed Time	Lap Time	Lap Speed
1	4:08.773	4:08.773	51.213
2	7:27.442	3:18.669	64.129
3	10:34.649	3:07.207	68.055
4	13:42.441	3:07.792	67.843

JFM HAULAGE MID-ANTRIM 150

SUPERSPORT

Clough 3.539 miles


R1: Ballyprint Supersport Ulster Championship

01/04/2016 16:30

Race (4 Laps)

**SUPERSPORT - Friday**

		93		62		11
		B		A		
	31		43			10
	B		A			
147		103		54	C	9
C		B		A		
<hr/>						
						8
79		14		23		7
C	B	B	A	A		
		24		119		6
	B		A			
51		5		311	B	5
C		B		A		
<hr/>						
		33		164		4
		B		A		
109		59		9		3
C		B		A		
		122		143		2
	B		A			
4		65		86	A	1
C		B		A		
				POLE POSITION		



Promoted by Mid Antrim 150 Motorcycle Club

Orbits

Provisional result to be confirmed by the Stewards of the Meeting subject to the completion of technical inspections and the time limit for protests.

MCUI (Ulster Centre) Timing @ www.elaps-timing.com



Ride on  
Delta  
Seven



JFM HAULAGE MID-ANTRIM 150

SUPERSPORT

Clough 3.539 miles


R6: Hill Contracts Supersport

02/04/2016 14:50

Race (7 Laps)

**SUPERSPORT**

		93	62	11
		B	A	
	31		43	10
	B		A	
147		103	54	9
C		B	A	C
<hr/>				
		14	23	8
	B	A		
79				7
C		B	A	
	24		119	6
	B		A	
51		5	311	5
C		B	A	B
<hr/>				
		164		4
		A		
	33		9	3
	B		A	
109		59		3
C		B		
	122		143	2
	B		A	
4		65	86	1
C		B	A	A
			POLE POSITION	



Promoted by Mid Antrim 150 Motorcycle Club

Orbits

Provisional result to be confirmed by the Stewards of the Meeting subject to the completion of technical inspections and the time limit for protests.

MCUI (Ulster Centre) Timing @ www.elaps-timing.com



Ride on  
Delta  
Seven

# JFM HAULAGE MID-ANTRIM 150

## SUPERSPORT

### Race 1 - Ballyprint Supersport Ulster Championship

Friday, 01 April 2016



Pos	Class	No	Name	Machine / Sponsor	Gp	Lap	Total Time	Behind	Speed	-----Best Lap-----		
										Time	Speed	On

#### Race Classification

1	SSPR	4	M MITCHELL THOMAS	Honda - Cookstown BE Racing	a	4	8:54.967		95.261	2:11.632	96.788	4
2	SSPR	65	Michael SWEENEY	Yamaha - Tracblast	a	4	9:00.228	5.261	94.334	2:13.014	95.782	3
3	SSPR	143	Colin STEPHENSON	Yamaha - CS Tuning	a	4	9:18.341	23.374	91.273	2:19.081	91.604	4
4	SSPR	109	Neil KERNOHAN	Yamaha - Logan Racing	a	4	9:20.295	25.328	90.955	2:18.887	91.732	2
5	SSPR	59	Darryl TWEED	Triumph 675	a	4	9:28.194	33.227	89.690	2:20.763	90.510	3
6	SSPR	51	Marc IRONSIDE	Kawasaki	b	4	9:31.399	36.432	89.187	2:20.992	90.363	2
7	SSPR	93	Paul CRANSTON	Honda - P & J Fuel Haulage	c	4	9:35.352	40.385	88.575	2:20.199	90.874	3
8	SSPR	164	Stephen TOBIN	Yamaha	a	4	9:36.858	41.891	88.343	2:22.855	89.184	4
9	SSPR	23	Michal DOKOUPIL	Yamaha - R T & E Racing	b	4	9:39.325	44.358	87.967	2:21.299	90.166	3
10	SSPR	119	Kris DUNCAN	Kawasaki	b	4	9:39.875	44.908	87.884	2:21.636	89.952	2
11	SSPR	33	Rob BARBER	Honda - PRB Racing	a	4	9:48.618	53.651	86.578	2:25.986	87.271	4
12	SSPR	311	Allan BRODIE	Yamaha	b	4	9:51.861	56.894	86.104	2:25.542	87.538	4
13	SSPR	24	Graham KENNEDY	Yamaha - Patsy Kennedy	b	4	10:04.421	1:09.454	84.315	2:26.964	86.691	4
14	SSPR	43	Stephen DEGNAN	Kawasaki	c	4	10:05.823	1:10.856	84.120	2:30.000	84.936	4
15	SSPR	31	Colin CROFT	Suzuki	c	4	10:06.717	1:11.750	83.996	2:30.529	84.638	4
16	SSPR	14	Rodney LITTLE	Yamaha	b	4	10:23.170	1:28.203	81.778	2:32.777	83.392	2
17	SSPR	9	Wayne KIRWAN	Kawasaki	a	4	10:38.593	1:43.626	79.803	2:21.904	89.782	4
18	SSPR	62	Sean CONNOLLY	Kawasaki	c	4	10:43.598	1:48.631	79.182	2:34.775	82.316	4
19	SSPR	103	Richard DUNCAN	Yamaha	c	4	10:47.678	1:52.711	78.684	2:38.653	80.304	3

#### Fastest Lap


SSPR	4	M MITCHELL THOMAS	Honda - Cookstown BE Racing							2:11.632	96.788	4
------	---	-------------------	-----------------------------	--	--	--	--	--	--	----------	--------	---

#### Not Classified

DNF	SSPR	147	Sean SEDDON	Triumph 675	c	2	5:03.679		83.907	2:30.396	84.712	2
-----	------	-----	-------------	-------------	---	---	----------	--	--------	----------	--------	---

Provisional result to be confirmed by the Stewards of the Meeting subject to completion of technical inspections & the time limit for protests

Page 1 / 1

Circuit	<b>Clough</b>	Signed		Organising Club	<b>Mid Antrim 150 Club</b>
Length(miles)	<b>3.5390</b>	Chief Timekeeper		Race Started	<b>18:24</b>
Weather	<b>Light Rain</b>			Issued At:	18:43
Track	<b>Wet</b>				



# MID-ANTRIM 150

## SUPERSPORT

### Race 1 - Ballyprint Supersport Ulster Championship

Friday, 01 April 2016

## DETAILED RESULT



### Race Classification

#### **1** 4 M MITCHELL THOMAS

Total Time **8:54.967** Avg Speed **95.261** Behind  
Best Time **2:11.632** Best Speed **96.788** On **4** Gp **a**

Lap	Elapsed Time	Lap Time	Lap Speed
1	2:16.888	2:16.888	93.072
2	4:31.016	2:14.128	94.987
3	6:43.335	2:12.319	96.285
4	8:54.967	2:11.632	96.788

#### **2** 65 Michael SWEENEY

Total Time **9:00.228** Avg Speed **94.334** Behind **5.261**  
Best Time **2:13.014** Best Speed **95.782** On **3** Gp **a**

Lap	Elapsed Time	Lap Time	Lap Speed
1	2:17.207	2:17.207	92.855
2	4:31.329	2:14.122	94.991
3	6:44.343	2:13.014	95.782
4	9:00.228	2:15.885	93.759

#### **3** 143 Colin STEPHENSON

Total Time **9:18.341** Avg Speed **91.273** Behind **23.374**  
Best Time **2:19.081** Best Speed **91.604** On **4** Gp **a**

Lap	Elapsed Time	Lap Time	Lap Speed
1	2:20.001	2:20.001	91.002
2	4:39.844	2:19.843	91.105
3	6:59.260	2:19.416	91.384
4	9:18.341	2:19.081	91.604

#### **4** 109 Neil KERNOHAN

Total Time **9:20.295** Avg Speed **90.955** Behind **25.328**  
Best Time **2:18.887** Best Speed **91.732** On **2** Gp **a**

Lap	Elapsed Time	Lap Time	Lap Speed
1	2:21.298	2:21.298	90.167
2	4:40.185	2:18.887	91.732
3	6:59.532	2:19.347	91.429
4	9:20.295	2:20.763	90.510

#### **5** 59 Darryl TWEED

Total Time **9:28.194** Avg Speed **89.690** Behind **33.227**  
Best Time **2:20.763** Best Speed **90.510** On **3** Gp **a**

Lap	Elapsed Time	Lap Time	Lap Speed
1	2:24.785	2:24.785	87.995
2	4:46.427	2:21.642	89.948
3	7:07.190	2:20.763	90.510
4	9:28.194	2:21.004	90.355

### Race Classification

#### **6** 51 Marc IRONSIDE

Total Time **9:31.399** Avg Speed **89.187** Behind **36.432**  
Best Time **2:20.992** Best Speed **90.363** On **2** Gp **b**

Lap	Elapsed Time	Lap Time	Lap Speed
1	2:35.561	2:35.561	81.900
2	4:56.553	2:20.992	90.363
3	7:19.631	2:23.078	89.045
4	9:41.399	2:21.768	89.868

#### **7** 93 Paul CRANSTON

Total Time **9:35.352** Avg Speed **88.575** Behind **40.385**  
Best Time **2:20.199** Best Speed **90.874** On **3** Gp **c**

Lap	Elapsed Time	Lap Time	Lap Speed
1	2:55.811	2:55.811	72.466
2	5:18.169	2:22.358	89.495
3	7:38.368	2:20.199	90.874
4	10:00.412	2:22.044	89.693

#### **8** 164 Stephen TOBIN

Total Time **9:36.858** Avg Speed **88.343** Behind **41.891**  
Best Time **2:22.855** Best Speed **89.184** On **4** Gp **a**

Lap	Elapsed Time	Lap Time	Lap Speed
1	2:26.695	2:26.695	86.850
2	4:50.919	2:24.224	88.338
3	7:14.003	2:23.084	89.041
4	9:36.858	2:22.855	89.184

#### **9** 23 Michal DOKOUPIL

Total Time **9:39.325** Avg Speed **87.967** Behind **44.358**  
Best Time **2:21.299** Best Speed **90.166** On **3** Gp **b**

Lap	Elapsed Time	Lap Time	Lap Speed
1	2:41.069	2:41.069	79.099
2	5:03.665	2:22.596	89.346
3	7:24.964	2:21.299	90.166
4	9:49.325	2:24.361	88.254

#### **10** 119 Kris DUNCAN

Total Time **9:39.875** Avg Speed **87.884** Behind **44.908**  
Best Time **2:21.636** Best Speed **89.952** On **2** Gp **b**

Lap	Elapsed Time	Lap Time	Lap Speed
1	2:36.733	2:36.733	81.287
2	4:58.369	2:21.636	89.952
3	7:23.473	2:25.104	87.802
4	9:49.875	2:26.402	87.023

# MID-ANTRIM 150

## SUPERSPORT

### Race 1 - Ballyprint Supersport Ulster Championship

Friday, 01 April 2016

## DETAILED RESULT



### Race Classification

#### 11 33 Rob BARBER

Total Time **9:48.618** Avg Speed **86.578** Behind **53.651**  
Best Time **2:25.986** Best Speed **87.271** On **4** Gp **a**

Lap	Elapsed Time	Lap Time	Lap Speed
1	2:29.248	2:29.248	85.364
2	4:55.744	2:26.496	86.968
3	7:22.632	2:26.888	86.735
4	9:48.618	2:25.986	87.271

#### 12 311 Allan BRODIE

Total Time **9:51.861** Avg Speed **86.104** Behind **56.894**  
Best Time **2:25.542** Best Speed **87.538** On **4** Gp **b**

Lap	Elapsed Time	Lap Time	Lap Speed
1	2:40.702	2:40.702	79.280
2	5:07.566	2:26.864	86.750
3	7:36.319	2:28.753	85.648
4	10:01.861	2:25.542	87.538

#### 13 24 Graham KENNEDY

Total Time **10:04.421** Avg Speed **84.315** Behind **1:09.454**  
Best Time **2:26.964** Best Speed **86.691** On **4** Gp **b**

Lap	Elapsed Time	Lap Time	Lap Speed
1	2:49.049	2:49.049	75.365
2	5:19.145	2:30.096	84.882
3	7:47.457	2:28.312	85.903
4	10:14.421	2:26.964	86.691

#### 14 43 Stephen DEGNAN

Total Time **10:05.823** Avg Speed **84.120** Behind **1:10.856**  
Best Time **2:30.000** Best Speed **84.936** On **4** Gp **c**

Lap	Elapsed Time	Lap Time	Lap Speed
1	2:59.557	2:59.557	70.955
2	5:30.119	2:30.562	84.619
3	8:00.883	2:30.764	84.506
4	10:30.883	2:30.000	84.936

#### 15 31 Colin CROFT

Total Time **10:06.717** Avg Speed **83.996** Behind **1:11.750**  
Best Time **2:30.529** Best Speed **84.638** On **4** Gp **c**

Lap	Elapsed Time	Lap Time	Lap Speed
1	2:59.827	2:59.827	70.848
2	5:30.544	2:30.717	84.532
3	8:01.248	2:30.704	84.539
4	10:31.777	2:30.529	84.638

### Race Classification

#### 16 14 Rodney LITTLE

Total Time **10:23.170** Avg Speed **81.778** Behind **1:28.203**  
Best Time **2:32.777** Best Speed **83.392** On **2** Gp **b**

Lap	Elapsed Time	Lap Time	Lap Speed
1	2:50.641	2:50.641	74.662
2	5:23.418	2:32.777	83.392
3	7:57.553	2:34.135	82.657
4	10:33.170	2:35.617	81.870

#### 17 9 Wayne KIRWAN

Total Time **10:38.593** Avg Speed **79.803** Behind **1:43.626**  
Best Time **2:21.904** Best Speed **89.782** On **4** Gp **a**

Lap	Elapsed Time	Lap Time	Lap Speed
1	3:26.959	3:26.959	61.560
2	5:54.502	2:27.543	86.350
3	8:16.689	2:22.187	89.603
4	10:38.593	2:21.904	89.782

#### 18 62 Sean CONNOLLY

Total Time **10:43.598** Avg Speed **79.182** Behind **1:48.631**  
Best Time **2:34.775** Best Speed **82.316** On **4** Gp **c**

Lap	Elapsed Time	Lap Time	Lap Speed
1	3:14.277	3:14.277	65.579
2	5:55.513	2:41.236	79.017
3	8:33.883	2:38.370	80.447
4	11:08.658	2:34.775	82.316

#### 19 103 Richard DUNCAN

Total Time **10:47.678** Avg Speed **78.684** Behind **1:52.711**  
Best Time **2:38.653** Best Speed **80.304** On **3** Gp **c**

Lap	Elapsed Time	Lap Time	Lap Speed
1	3:12.898	3:12.898	66.047
2	5:54.751	2:41.853	78.716
3	8:33.404	2:38.653	80.304
4	11:12.738	2:39.334	79.960

### Not Classified

#### DNF 147 Sean SEDDON

Total Time **5:03.679** Avg Speed **83.907** Behind  
Best Time **2:30.396** Best Speed **84.712** On **2** Gp **c**

Lap	Elapsed Time	Lap Time	Lap Speed
1	2:58.343	2:58.343	71.438
2	5:28.739	2:30.396	84.712

# JFM HAULAGE MID-ANTRIM 150

## SUPERSPORT

### Race 1 - Ballyprint Supersport Ulster Championship

## LAP CHART

**1**

No	Name	Gp	Time of Day	Lap Time
4	M MITCHELL THOMAS	a	18:26:36.094	2:16.888
65	Michael SWEENEY	a	18:26:36.413	2:17.207
143	Colin STEPHENSON	a	18:26:39.207	2:20.001
109	Neil KERNOHAN	a	18:26:40.504	2:21.298
59	Darryl TWEED	a	18:26:43.991	2:24.785
51	Marc IRONSIDE	b	18:26:44.767	2:35.561
164	Stephen TOBIN	a	18:26:45.901	2:26.695
119	Kris DUNCAN	b	18:26:45.939	2:36.733
33	Rob BARBER	a	18:26:48.454	2:29.248
311	Allan BRODIE	b	18:26:49.908	2:40.702
93	Paul CRANSTON	c	18:26:49.957	2:55.811
23	Michal DOKOUPIL	b	18:26:50.275	2:41.069
147	Sean SEDDON	c	18:26:52.489	2:58.343
43	Stephen DEGNAN	c	18:26:53.703	2:59.557
31	Colin CROFT	c	18:26:53.973	2:59.827
24	Graham KENNEDY	b	18:26:58.255	2:49.049
14	Rodney LITTLE	b	18:26:59.847	2:50.641
103	Richard DUNCAN	c	18:27:07.044	3:12.898
62	Sean CONNOLLY	c	18:27:08.423	3:14.277
9	Wayne KIRWAN	a	18:27:46.165	3:26.959

**2**

No	Name	Gp	Time of Day	Lap Time
4	M MITCHELL THOMAS	a	18:28:50.222	2:14.128
65	Michael SWEENEY	a	18:28:50.535	2:14.122
143	Colin STEPHENSON	a	18:28:59.050	2:19.843
109	Neil KERNOHAN	a	18:28:59.391	2:18.887
59	Darryl TWEED	a	18:29:05.633	2:21.642
51	Marc IRONSIDE	b	18:29:05.759	2:20.992
119	Kris DUNCAN	b	18:29:07.575	2:21.636
164	Stephen TOBIN	a	18:29:10.125	2:24.224
93	Paul CRANSTON	c	18:29:12.315	2:22.358
23	Michal DOKOUPIL	b	18:29:12.871	2:22.596
33	Rob BARBER	a	18:29:14.950	2:26.496
311	Allan BRODIE	b	18:29:16.772	2:26.864
147	Sean SEDDON	c	18:29:22.885	2:30.396
43	Stephen DEGNAN	c	18:29:24.265	2:30.562
31	Colin CROFT	c	18:29:24.690	2:30.717
24	Graham KENNEDY	b	18:29:28.351	2:30.096
14	Rodney LITTLE	b	18:29:32.624	2:32.777
103	Richard DUNCAN	c	18:29:48.897	2:41.853
62	Sean CONNOLLY	c	18:29:49.659	2:41.236
9	Wayne KIRWAN	a	18:30:13.708	2:27.543

**3**

No	Name	Gp	Time of Day	Lap Time
4	M MITCHELL THOMAS	a	18:31:02.541	2:12.319
65	Michael SWEENEY	a	18:31:03.549	2:13.014
143	Colin STEPHENSON	a	18:31:18.466	2:19.416
109	Neil KERNOHAN	a	18:31:18.738	2:19.347
59	Darryl TWEED	a	18:31:26.396	2:20.763
51	Marc IRONSIDE	b	18:31:28.837	2:23.078
93	Paul CRANSTON	c	18:31:32.514	2:20.199
119	Kris DUNCAN	b	18:31:32.679	2:25.104
164	Stephen TOBIN	a	18:31:33.209	2:23.084
23	Michal DOKOUPIL	b	18:31:34.170	2:21.299
33	Rob BARBER	a	18:31:41.838	2:26.888
311	Allan BRODIE	b	18:31:45.525	2:28.753
43	Stephen DEGNAN	c	18:31:55.029	2:30.764
31	Colin CROFT	c	18:31:55.394	2:30.704
24	Graham KENNEDY	b	18:31:56.663	2:28.312
14	Rodney LITTLE	b	18:32:06.759	2:34.135
103	Richard DUNCAN	c	18:32:27.550	2:38.653
62	Sean CONNOLLY	c	18:32:28.029	2:38.370
9	Wayne KIRWAN	a	18:32:35.895	2:22.187

**4**

No	Name	Gp	Time of Day	Lap Time
4	M MITCHELL THOMAS	a	18:33:14.173	2:11.632
65	Michael SWEENEY	a	18:33:19.434	2:15.885
143	Colin STEPHENSON	a	18:33:37.547	2:19.081
109	Neil KERNOHAN	a	18:33:39.501	2:20.763
59	Darryl TWEED	a	18:33:47.400	2:21.004
51	Marc IRONSIDE	b	18:33:50.605	2:21.768
93	Paul CRANSTON	c	18:33:54.558	2:22.044
164	Stephen TOBIN	a	18:33:56.064	2:22.855
23	Michal DOKOUPIL	b	18:33:58.531	2:24.361
119	Kris DUNCAN	b	18:33:59.081	2:26.402
33	Rob BARBER	a	18:34:07.824	2:25.986
311	Allan BRODIE	b	18:34:11.067	2:25.542
24	Graham KENNEDY	b	18:34:23.627	2:26.964
43	Stephen DEGNAN	c	18:34:25.029	2:30.000
31	Colin CROFT	c	18:34:25.923	2:30.529
14	Rodney LITTLE	b	18:34:42.376	2:35.617
9	Wayne KIRWAN	a	18:34:57.799	2:21.904
62	Sean CONNOLLY	c	18:35:02.804	2:34.775
103	Richard DUNCAN	c	18:35:06.884	2:39.334



# JFM HAULAGE MID-ANTRIM 150

## SUPERSPORT

### Race 7 - Hill Contracts Supersport

Saturday, 02 April 2016



Pos	Class	No	Name	Machine / Sponsor	Gp	Lap	Total Time	Behind	Speed	-----Best Lap----- Time Speed On	
-----	-------	----	------	-------------------	----	-----	------------	--------	-------	-------------------------------------	--

#### Race Classification

1	SSPR	4	M MITCHELL THOMAS	Honda - Cookstown BE Racing	a	6	12:20.136		103.282	2:01.229	105.094	5
2	SSPR	65	Michael SWEENEY	Yamaha - Tracblast	a	6	12:22.565	2.429	102.944	2:01.544	104.821	5
3	SSPR	122	Paul JORDAN	Honda - B&W / Site Sealants	a	6	12:42.757	22.621	100.219	2:04.091	102.670	2
4	SSPR	9	Wayne KIRWAN	Kawasaki	a	6	12:45.327	25.191	99.882	2:05.851	101.234	4
5	SSPR	143	Colin STEPHENSON	Yamaha - CS Tuning	a	6	12:45.946	25.810	99.801	2:05.786	101.286	6
6	SSPR	23	Michal DOKOUPIL	Yamaha - R T & E Racing	b	6	12:47.661	27.525	99.578	2:04.896	102.008	6
7	SSPR	5	Thomas MAXWELL	Yamaha	b	6	12:53.796	33.660	98.789	2:06.368	100.820	5
8	SSPR	109	Neil KERNOHAN	Yamaha - Logan Racing	a	6	12:53.873	33.737	98.779	2:06.210	100.946	2
9	SSPR	59	Darryl TWEED	Triumph 675	a	6	13:03.547	43.411	97.559	2:07.509	99.918	6
10	SSPR	33	Rob BARBER	Honda - PRB Racing	a	6	13:08.199	48.063	96.984	2:09.389	98.466	6
11	SSPR	119	Kris DUNCAN	Kawasaki - Shirlaw's Motorcycles	b	6	13:08.678	48.542	96.925	2:08.105	99.453	2
12	SSPR	24	Graham KENNEDY	Yamaha - Patsy Kennedy	b	6	13:09.034	48.898	96.881	2:09.597	98.308	2
13	SSPR	93	Paul CRANSTON	Honda - P & J Fuel Haulage	c	6	13:12.060	51.924	96.511	2:09.953	98.039	4
14	SSPR	311	Allan BRODIE	Yamaha	b	6	13:15.737	55.601	96.065	2:10.002	98.002	6
15	SSPR	51	Marc IRONSIDE	Kawasaki - Shirlaw's Motorcycles	b	6	13:23.672	1:03.536	95.116	2:11.639	96.783	2
16	SSPR	31	Colin CROFT	Suzuki	c	6	13:47.984	1:27.848	92.324	2:16.762	93.157	2
17	SSPR	79	Vinny BRENNAN	Yamaha - Network 2000	b	6	13:51.593	1:31.457	91.923	2:16.642	93.239	6
18	SSPR	54	Sam JOHNSON	Yamaha	c	6	14:10.011	1:49.875	89.931	2:18.922	91.709	3
19	SSPR	103	Richard DUNCAN	Yamaha	c	6	14:10.951	1:50.815	89.832	2:19.924	91.052	5

#### Fastest Lap


SSPR	4	M MITCHELL THOMAS	Honda - Cookstown BE Racing							2:01.229	105.094	5
------	---	-------------------	-----------------------------	--	--	--	--	--	--	----------	---------	---

#### Not Classified

DNF	SSPR	164	Stephen TOBIN	Yamaha	a	4	9:00.646		94.261	2:12.828	95.917	4
-----	------	-----	---------------	--------	---	---	----------	--	--------	----------	--------	---

Provisional result to be confirmed by the Stewards of the Meeting subject to completion of technical inspections & the time limit for protests

Page 1 / 1

Circuit	<b>Clough</b>	Signed		Organising Club	<b>Mid Antrim 150 Club</b>
Length(miles)	<b>3.5390</b>		Chief Timekeeper	Race Started	<b>15:29</b>
Weather	<b>Cloudy</b>	Issued At:	15:47	Gp Time Diff - b 14.91 / c 29.97	
Track	<b>Dry</b>				



# JFM HAULAGE MID-ANTRIM 150

## SUPERSPORT

Race 7 - Hill Contracts Supersport

Saturday, 02 April 2016

## DETAILED RESULT



### Race Classification

#### **1** 4 M MITCHELL THOMAS

Total Time **12:20.136** Avg Speed **103.282** Behind  
Best Time **2:01.229** Best Speed **105.094** On **5** Gp **a**

Lap	Elapsed Time	Lap Time	Lap Speed
1	2:10.095	2:10.095	97.932
2	4:13.170	2:03.075	103.517
3	6:15.468	2:02.298	104.175
4	8:17.244	2:01.776	104.622
5	10:18.473	2:01.229	105.094
6	12:20.136	2:01.663	104.719

#### **2** 65 Michael SWEENEY

Total Time **12:22.565** Avg Speed **102.944** Behind **2.429**  
Best Time **2:01.544** Best Speed **104.821** On **5** Gp **a**

Lap	Elapsed Time	Lap Time	Lap Speed
1	2:10.372	2:10.372	97.723
2	4:13.480	2:03.108	103.490
3	6:16.044	2:02.564	103.949
4	8:17.850	2:01.806	104.596
5	10:19.394	2:01.544	104.821
6	12:22.565	2:03.171	103.437

#### **3** 122 Paul JORDAN

Total Time **12:42.757** Avg Speed **100.219** Behind **22.621**  
Best Time **2:04.091** Best Speed **102.670** On **2** Gp **a**

Lap	Elapsed Time	Lap Time	Lap Speed
1	2:11.297	2:11.297	97.035
2	4:15.388	2:04.091	102.670
3	6:20.180	2:04.792	102.093
4	8:27.347	2:07.167	100.186
5	10:34.613	2:07.266	100.108
6	12:42.757	2:08.144	99.423

#### **4** 9 Wayne KIRWAN

Total Time **12:45.327** Avg Speed **99.882** Behind **25.191**  
Best Time **2:05.851** Best Speed **101.234** On **4** Gp **a**

Lap	Elapsed Time	Lap Time	Lap Speed
1	2:14.074	2:14.074	95.025
2	4:20.090	2:06.016	101.101
3	6:26.686	2:06.596	100.638
4	8:32.537	2:05.851	101.234
5	10:39.062	2:06.525	100.695
6	12:45.327	2:06.265	100.902

### Race Classification

#### **5** 143 Colin STEPHENSON

Total Time **12:45.946** Avg Speed **99.801** Behind **25.810**  
Best Time **2:05.786** Best Speed **101.286** On **6** Gp **a**

Lap	Elapsed Time	Lap Time	Lap Speed
1	2:11.711	2:11.711	96.730
2	4:18.749	2:07.038	100.288
3	6:25.992	2:07.243	100.127
4	8:32.901	2:06.909	100.390
5	10:40.160	2:07.259	100.114
6	12:45.946	2:05.786	101.286

#### **6** 23 Michal DOKOUPIL

Total Time **12:47.661** Avg Speed **99.578** Behind **27.525**  
Best Time **2:04.896** Best Speed **102.008** On **6** Gp **b**

Lap	Elapsed Time	Lap Time	Lap Speed
1	2:18.286	2:18.286	92.131
2	4:27.032	2:08.746	98.958
3	6:32.480	2:05.448	101.559
4	8:37.393	2:04.913	101.994
5	10:42.765	2:05.372	101.621
6	12:47.661	2:04.896	102.008

#### **7** 5 Thomas MAXWELL

Total Time **12:53.796** Avg Speed **98.789** Behind **33.660**  
Best Time **2:06.368** Best Speed **100.820** On **5** Gp **b**

Lap	Elapsed Time	Lap Time	Lap Speed
1	2:14.966	2:14.966	94.397
2	4:22.833	2:07.867	99.638
3	6:31.744	2:08.911	98.831
4	8:38.401	2:06.657	100.590
5	10:44.769	2:06.368	100.820
6	12:53.796	2:09.027	98.742

#### **8** 109 Neil KERNOHAN

Total Time **12:53.873** Avg Speed **98.779** Behind **33.737**  
Best Time **2:06.210** Best Speed **100.946** On **2** Gp **a**

Lap	Elapsed Time	Lap Time	Lap Speed
1	2:13.696	2:13.696	95.294
2	4:19.906	2:06.210	100.946
3	6:27.803	2:07.897	99.615
4	8:34.083	2:06.280	100.890
5	10:41.092	2:07.009	100.311
6	12:53.873	2:12.781	95.950

# JFM HAULAGE MID-ANTRIM 150

## SUPERSPORT

Race 7 - Hill Contracts Supersport

Saturday, 02 April 2016

## DETAILED RESULT



### Race Classification

#### **9** 59 Darryl TWEED

Total Time **13:03.547** Avg Speed **97.559** Behind **43.411**  
Best Time **2:07.509** Best Speed **99.918** On **6** Gp **a**

Lap	Elapsed Time	Lap Time	Lap Speed
1	2:17.161	2:17.161	92.886
2	4:26.261	2:09.100	98.686
3	6:35.692	2:09.431	98.434
4	8:45.526	2:09.834	98.128
5	10:56.038	2:10.512	97.619
6	13:03.547	2:07.509	99.918

### Race Classification

#### **13** 93 Paul CRANSTON

Total Time **13:12.060** Avg Speed **96.511** Behind **51.924**  
Best Time **2:09.953** Best Speed **98.039** On **4** Gp **c**

Lap	Elapsed Time	Lap Time	Lap Speed
1	2:19.638	2:19.638	91.239
2	4:29.841	2:10.203	97.850
3	6:40.246	2:10.405	97.699
4	8:50.199	2:09.953	98.039
5	11:01.466	2:11.267	97.057
6	13:12.060	2:10.594	97.557

#### **10** 33 Rob BARBER

Total Time **13:08.199** Avg Speed **96.984** Behind **48.063**  
Best Time **2:09.389** Best Speed **98.466** On **6** Gp **a**

Lap	Elapsed Time	Lap Time	Lap Speed
1	2:16.238	2:16.238	93.516
2	4:26.089	2:09.851	98.116
3	6:35.747	2:09.658	98.262
4	8:47.635	2:11.888	96.600
5	10:58.810	2:11.175	97.125
6	13:08.199	2:09.389	98.466

#### **14** 311 Allan BRODIE

Total Time **13:15.737** Avg Speed **96.065** Behind **55.601**  
Best Time **2:10.002** Best Speed **98.002** On **6** Gp **b**

Lap	Elapsed Time	Lap Time	Lap Speed
1	2:20.382	2:20.382	90.755
2	4:33.084	2:12.702	96.008
3	6:44.394	2:11.310	97.025
4	8:54.924	2:10.530	97.605
5	11:05.735	2:10.811	97.395
6	13:15.737	2:10.002	98.002

#### **11** 119 Kris DUNCAN

Total Time **13:08.678** Avg Speed **96.925** Behind **48.542**  
Best Time **2:08.105** Best Speed **99.453** On **2** Gp **b**

Lap	Elapsed Time	Lap Time	Lap Speed
1	2:19.966	2:19.966	91.025
2	4:28.071	2:08.105	99.453
3	6:37.842	2:09.771	98.176
4	8:47.546	2:09.704	98.227
5	10:58.246	2:10.700	97.478
6	13:08.678	2:10.432	97.678

#### **15** 51 Marc IRONSIDE

Total Time **13:23.672** Avg Speed **95.116** Behind **1:03.536**  
Best Time **2:11.639** Best Speed **96.783** On **2** Gp **b**

Lap	Elapsed Time	Lap Time	Lap Speed
1	2:20.085	2:20.085	90.948
2	4:31.724	2:11.639	96.783
3	6:45.266	2:13.542	95.404
4	8:58.046	2:12.780	95.951
5	11:10.571	2:12.525	96.136
6	13:23.672	2:13.101	95.720

#### **12** 24 Graham KENNEDY

Total Time **13:09.034** Avg Speed **96.881** Behind **48.898**  
Best Time **2:09.597** Best Speed **98.308** On **2** Gp **b**

Lap	Elapsed Time	Lap Time	Lap Speed
1	2:18.121	2:18.121	92.241
2	4:27.718	2:09.597	98.308
3	6:37.591	2:09.873	98.099
4	8:47.232	2:09.641	98.274
5	10:58.069	2:10.837	97.376
6	13:09.034	2:10.965	97.281

#### **16** 31 Colin CROFT

Total Time **13:47.984** Avg Speed **92.324** Behind **1:27.848**  
Best Time **2:16.762** Best Speed **93.157** On **2** Gp **c**

Lap	Elapsed Time	Lap Time	Lap Speed
1	2:21.264	2:21.264	90.189
2	4:38.026	2:16.762	93.157
3	6:55.501	2:17.475	92.674
4	9:12.362	2:16.861	93.090
5	11:30.437	2:18.075	92.272
6	13:47.984	2:17.547	92.626



# JFM HAULAGE MID-ANTRIM 150

## SUPERSPORT

Race 7 - Hill Contracts Supersport

Saturday, 02 April 2016

## DETAILED RESULT



### Race Classification

#### **17** 79 Vinny BRENNAN

Total Time **13:51.593** Avg Speed **91.923** Behind **1:31.457**

Best Time **2:16.642** Best Speed **93.239** On **6** Gp **b**

Lap	Elapsed Time	Lap Time	Lap Speed
1	2:23.023	2:23.023	89.079
2	4:39.967	2:16.944	93.034
3	6:58.891	2:18.924	91.708
4	9:16.714	2:17.823	92.440
5	11:34.951	2:18.237	92.163
6	13:51.593	2:16.642	93.239

#### **18** 54 Sam JOHNSON

Total Time **14:10.011** Avg Speed **89.931** Behind **1:49.875**

Best Time **2:18.922** Best Speed **91.709** On **3** Gp **c**

Lap	Elapsed Time	Lap Time	Lap Speed
1	2:29.129	2:29.129	85.432
2	4:52.246	2:23.117	89.021
3	7:11.168	2:18.922	91.709
4	9:30.100	2:18.932	91.702
5	11:50.010	2:19.910	91.061
6	14:10.011	2:20.001	91.002

#### **19** 103 Richard DUNCAN

Total Time **14:10.951** Avg Speed **89.832** Behind **1:50.815**

Best Time **2:19.924** Best Speed **91.052** On **5** Gp **c**

Lap	Elapsed Time	Lap Time	Lap Speed
1	2:27.967	2:27.967	86.103
2	4:47.934	2:19.967	91.024
3	7:09.348	2:21.414	90.093
4	9:29.788	2:20.440	90.718
5	11:49.712	2:19.924	91.052
6	14:10.951	2:21.239	90.205

### Not Classified

#### **DNF** 164 Stephen TOBIN

Total Time **9:00.646** Avg Speed **94.261** Behind

Best Time **2:12.828** Best Speed **95.917** On **4** Gp **a**

Lap	Elapsed Time	Lap Time	Lap Speed
1	2:19.995	2:19.995	91.006
2	4:33.723	2:13.728	95.271
3	6:47.818	2:14.095	95.010
4	9:00.646	2:12.828	95.917

# JFM HAULAGE MID-ANTRIM 150

## SUPERSPORT

### Race 7 - Hill Contracts Supersport

## LAP CHART



1					3					5				
No	Name	Gp	Time of Day	Lap Time	No	Name	Gp	Time of Day	Lap Time	No	Name	Gp	Time of Day	Lap Time
4	M MITCHELL THOMAS	a	15:31:28.036	2:10.095	4	M MITCHELL THOMAS	a	15:35:33.409	2:02.298	4	M MITCHELL THOMAS	a	15:39:36.414	2:01.229
65	Michael SWEENEY	a	15:31:28.313	2:10.372	65	Michael SWEENEY	a	15:35:33.985	2:02.564	65	Michael SWEENEY	a	15:39:37.335	2:01.544
122	Paul JORDAN	a	15:31:29.238	2:11.297	122	Paul JORDAN	a	15:35:38.121	2:04.792	122	Paul JORDAN	a	15:39:52.554	2:07.266
143	Colin STEPHENSON	a	15:31:29.652	2:11.711	143	Colin STEPHENSON	a	15:35:43.933	2:07.243	9	Wayne KIRWAN	a	15:39:57.003	2:06.525
109	Neil KERNOHAN	a	15:31:31.637	2:13.696	9	Wayne KIRWAN	a	15:35:44.627	2:06.596	143	Colin STEPHENSON	a	15:39:58.101	2:07.259
9	Wayne KIRWAN	a	15:31:32.015	2:14.074	109	Neil KERNOHAN	a	15:35:45.744	2:07.897	109	Neil KERNOHAN	a	15:39:59.033	2:07.009
5	Thomas MAXWELL	b	15:31:32.907	2:14.966	5	Thomas MAXWELL	b	15:35:49.685	2:08.911	23	Michal DOKOUPIL	b	15:40:00.706	2:05.372
33	Rob BARBER	a	15:31:34.179	2:16.238	23	Michal DOKOUPIL	b	15:35:50.421	2:05.448	5	Thomas MAXWELL	b	15:40:02.710	2:06.368
59	Darryl TWEED	a	15:31:35.102	2:17.161	59	Darryl TWEED	a	15:35:53.633	2:09.431	59	Darryl TWEED	a	15:40:13.979	2:10.512
24	Graham KENNEDY	b	15:31:36.062	2:18.121	33	Rob BARBER	a	15:35:53.688	2:09.658	24	Graham KENNEDY	b	15:40:16.010	2:10.837
23	Michal DOKOUPIL	b	15:31:36.227	2:18.286	24	Graham KENNEDY	b	15:35:55.532	2:09.873	119	Kris DUNCAN	b	15:40:16.187	2:10.700
93	Paul CRANSTON	c	15:31:37.579	2:19.638	119	Kris DUNCAN	b	15:35:55.783	2:09.771	33	Rob BARBER	a	15:40:16.751	2:11.175
119	Kris DUNCAN	b	15:31:37.907	2:19.966	93	Paul CRANSTON	c	15:35:58.187	2:10.405	93	Paul CRANSTON	c	15:40:19.407	2:11.267
164	Stephen TOBIN	a	15:31:37.936	2:19.995	311	Allan BRODIE	b	15:36:02.335	2:11.310	311	Allan BRODIE	b	15:40:23.676	2:10.811
51	Marc IRONSIDE	b	15:31:38.026	2:20.085	51	Marc IRONSIDE	b	15:36:03.207	2:13.542	51	Marc IRONSIDE	b	15:40:28.512	2:12.525
311	Allan BRODIE	b	15:31:38.323	2:20.382	164	Stephen TOBIN	a	15:36:05.759	2:14.095	31	Colin CROFT	c	15:40:48.378	2:18.075
31	Colin CROFT	c	15:31:39.205	2:21.264	31	Colin CROFT	c	15:36:13.442	2:17.475	79	Vinny BRENNAN	b	15:40:52.892	2:18.237
79	Vinny BRENNAN	b	15:31:40.964	2:23.023	79	Vinny BRENNAN	b	15:36:16.832	2:18.924	103	Richard DUNCAN	c	15:41:07.653	2:19.924
103	Richard DUNCAN	c	15:31:45.908	2:27.967	103	Richard DUNCAN	c	15:36:27.289	2:21.414	54	Sam JOHNSON	c	15:41:07.951	2:19.910
54	Sam JOHNSON	c	15:31:47.070	2:29.129	54	Sam JOHNSON	c	15:36:29.109	2:18.922					

2					4					6				
No	Name	Gp	Time of Day	Lap Time	No	Name	Gp	Time of Day	Lap Time	No	Name	Gp	Time of Day	Lap Time
4	M MITCHELL THOMAS	a	15:33:31.111	2:03.075	4	M MITCHELL THOMAS	a	15:37:35.185	2:01.776	4	M MITCHELL THOMAS	a	15:41:38.077	2:01.663
65	Michael SWEENEY	a	15:33:31.421	2:03.108	65	Michael SWEENEY	a	15:37:35.791	2:01.806	65	Michael SWEENEY	a	15:41:40.506	2:03.171
122	Paul JORDAN	a	15:33:33.329	2:04.091	122	Paul JORDAN	a	15:37:45.288	2:07.167	122	Paul JORDAN	a	15:42:00.698	2:08.144
143	Colin STEPHENSON	a	15:33:36.690	2:07.038	9	Wayne KIRWAN	a	15:37:50.478	2:05.851	9	Wayne KIRWAN	a	15:42:03.268	2:06.265
109	Neil KERNOHAN	a	15:33:37.847	2:06.210	9	Wayne KIRWAN	a	15:37:50.842	2:06.909	143	Colin STEPHENSON	a	15:42:03.887	2:05.786
9	Wayne KIRWAN	a	15:33:38.031	2:06.016	143	Colin STEPHENSON	a	15:37:52.024	2:06.280	23	Michal DOKOUPIL	b	15:42:05.602	2:04.896
5	Thomas MAXWELL	b	15:33:40.774	2:07.867	109	Neil KERNOHAN	a	15:37:52.024	2:06.280	5	Thomas MAXWELL	b	15:42:11.737	2:09.027
33	Rob BARBER	a	15:33:44.030	2:09.851	23	Michal DOKOUPIL	b	15:37:55.334	2:04.913	109	Neil KERNOHAN	a	15:42:11.814	2:12.781
59	Darryl TWEED	a	15:33:44.202	2:09.100	5	Thomas MAXWELL	b	15:37:56.342	2:06.657	59	Darryl TWEED	a	15:42:21.488	2:07.509
23	Michal DOKOUPIL	b	15:33:44.973	2:08.746	59	Darryl TWEED	a	15:38:03.467	2:09.834	33	Rob BARBER	a	15:42:26.140	2:09.389
24	Graham KENNEDY	b	15:33:45.659	2:09.597	24	Graham KENNEDY	b	15:38:05.173	2:09.641	119	Kris DUNCAN	b	15:42:26.619	2:10.432
119	Kris DUNCAN	b	15:33:46.012	2:08.105	119	Kris DUNCAN	b	15:38:05.487	2:09.704	24	Graham KENNEDY	b	15:42:26.975	2:10.965
93	Paul CRANSTON	c	15:33:47.782	2:10.203	33	Rob BARBER	a	15:38:05.576	2:11.888	93	Paul CRANSTON	c	15:42:30.001	2:10.594
51	Marc IRONSIDE	b	15:33:49.665	2:11.639	93	Paul CRANSTON	c	15:38:08.140	2:09.953	311	Allan BRODIE	b	15:42:33.678	2:10.002
311	Allan BRODIE	b	15:33:51.025	2:12.702	311	Allan BRODIE	b	15:38:12.865	2:10.530	51	Marc IRONSIDE	b	15:42:41.613	2:13.101
164	Stephen TOBIN	a	15:33:51.664	2:13.728	51	Marc IRONSIDE	b	15:38:15.987	2:12.780	31	Colin CROFT	c	15:43:05.925	2:17.547
31	Colin CROFT	c	15:33:55.967	2:16.762	164	Stephen TOBIN	a	15:38:18.587	2:12.828	79	Vinny BRENNAN	b	15:43:09.534	2:16.642
79	Vinny BRENNAN	b	15:33:57.908	2:16.944	31	Colin CROFT	c	15:38:30.303	2:16.861	54	Sam JOHNSON	c	15:43:27.952	2:20.001
103	Richard DUNCAN	c	15:34:05.875	2:19.967	79	Vinny BRENNAN	b	15:38:34.655	2:17.823	103	Richard DUNCAN	c	15:43:28.892	2:21.239
54	Sam JOHNSON	c	15:34:10.187	2:23.117	103	Richard DUNCAN	c	15:38:47.729	2:20.440					
					54	Sam JOHNSON	c	15:38:48.041	2:18.932					

**ROAD RACE - IRISH SUPERSPORT**

2016

					#1	
Pos	No.	Name	Total	Diff	Gap	R1
1	4	M MITCHELL THOMAS	25	0	0	25
2	65	Michael SWEENEY	20	5	5	20
3	122	Paul JORDAN	16	9	4	16
4	9	Wayne KIRWAN	13	12	3	13
5	143	Colin STEPHENSON	11	14	2	11
6	23	Michal DOKOUPIL	10	15	1	10
7	5	Thomas MAXWELL	9	16	1	9
8	109	Neil KERNOHAN	8	17	1	8
9	59	Darryl TWEED	7	18	1	7
10	33	Rob BARBER	6	19	1	6
11	119	Kris DUNCAN	5	20	1	5
12	24	Graham KENNEDY	4	21	1	4
13	93	Paul CRANSTON	3	22	1	3
14	311	Allan BRODIE	2	23	1	2
15	51	Marc IRONSIDE	1	24	1	1

**Event Legend**


---

#1    01/04/2016    JFM HAULAGE MID-ANTRIM 150

**ROAD RACE - ULSTER SUPERSPORT**

2016

Pos	No.	Name	Total	Diff	Gap	#1	
						R1	R2
1	4	M MITCHELL THOMAS	50	0	0	25	25
2	65	Michael SWEENEY	40	10	10	20	20
3	143	Colin STEPHENSON	27	23	13	16	11
4	109	Neil KERNOHAN	21	29	6	13	8
5	59	Darryl TWEED	18	32	3	11	7
6	23	Michal DOKOUPIL	17	33	1	7	10
7	122	Paul JORDAN	16	34	1	x	16
8	9	Wayne KIRWAN	13	37	3	x	13
9	93	Paul CRANSTON	12	38	1	9	3
10	33	Rob BARBER	11	39	1	5	6
11	119	Kris DUNCAN	11	39	0	6	5
12	51	Marc IRONSIDE	11	39	0	10	1
13	5	Thomas MAXWELL	9	41	2	x	9
14	164	Stephen TOBIN	8	42	1	8	x
15	24	Graham KENNEDY	7	43	1	3	4
16	311	Allan BRODIE	6	44	1	4	2
17	43	Stephen DEGNAN	2	48	4	2	x
18	31	Colin CROFT	1	49	1	1	x

**Event Legend**

#1 01/04/2016 JFM HAULAGE MID-ANTRIM 150