

JFM
HAULAGE
MID-ANTRIM 150

Friday 1st & Saturday 2nd April 2016

promoted by Mid-Antrim 150 Motorcycle Club
www.midantrim150.co.uk

**GREGG TRANSPORT
SUPERBIKE
&
JFM BUILDING SERVICES
GRAND FINAL**



**Mid & East
Antrim**
Borough Council

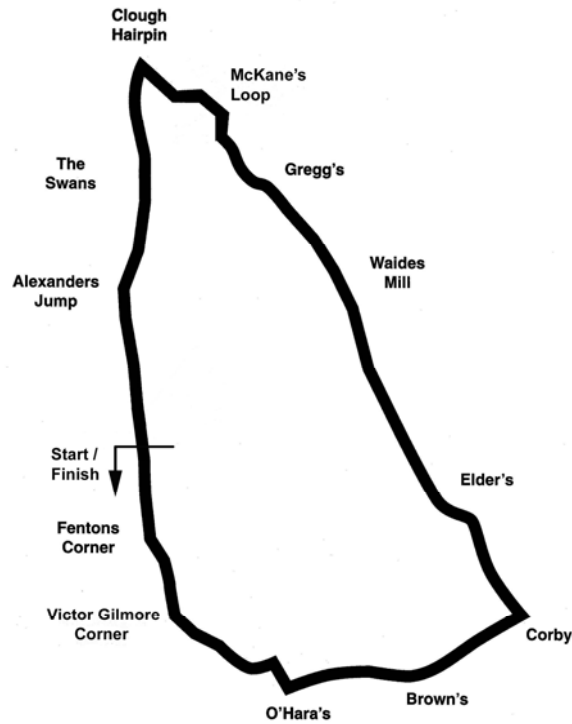


**tourism
northernireland**



**Year of Food
& Drink 2016**

Clough Circuit 3.539 miles



Lap Records

Class	Rider	Machine	m	s	mph	Year
125cc	Darran Lindsay	Honda	2	10.429	97.681	2004
Moto 3	Barry Davidson	Honda 250	2	18.049	92.289	2012
Moto 450	Seamus Elliott	Yamaha	2	11.365	96.985	2013
250cc	Darran Lindsay	Honda	2	02.895	103.669	2004
Supersport 400	Gavin Lupton	Honda	2	11.415	96.948	2013
Supertwin	Jamie Hamilton	Kawasaki	2	03.795	102.915	2013
Supersport	Seamus Elliott	Yamaha	1	57.616	108.322	2013
Superbike	Derek Sheils	Kawasaki	1	54.565	111.207	2013
Senior Support	Mark Hanna	Triumph 675	2	06.558	100.668	2013
Junior Support	Connor Behan	Kawasaki 650	2	06.252	100.912	2013
Classic 1000cc	Robert McCrum	Weslake 950	2	15.835	93.793	2013
Classic 500cc	Neill McWhirter	Norton	2	20.788	90.494	2010
Classic 350cc	Paul Coward	Honda	2	24.437	88.207	2004
Classic 250cc	Geoff McMullan	Suzuki	2	34.01	82.724	2003

MOST WINS at MID-ANTRIM 150

Ryan Farquhar	27	2003 - 12
Ray McCullough	15	1965 - 79
Joey Dunlop	15	1975 - 95
Brian Reid	14	1980 - 93
Robert Dunlop	14	1982 - 07
Adrian Archibald	10	1999 - 02
Phillip McCallen	8	1988 - 92
Sam McClements	7	1980 - 89
Darran Lindsay	7	2002 - 06
Neill McWhirter	7	1991 - 10

ALL TIME IRISH ROAD RACE WINNERS (after Killalane Road Race 2015)

Most Wins at All Irish Road Race Meetings

Ryan Farquhar	206	1995-15
Joey Dunlop	156	1971-00
Robert Dunlop	135	1980-08
William Dunlop	112	2005-15
Ray McCullough	109	1960-82
Phillip McCallen	109	1987-99
Michael Dunlop	92	2006-15
Brian Reid	78	1980-94
Darran Lindsay	74	1999-06
James Courtney	66	1992-99

MID-ANTRIM 150

SUPERBIKE

Qualifying


Friday, 01 April 2016



Pos	Class	No	Name	Machine / Sponsor	----- Best Lap -----			Laps
					Time	Behind	Speed	
Qualifying Classification								
1	SBKR	82	Derek SHEILS	Suzuki - Cookstown BE Racing	2:10.000		98.003	5
2	SBKR	77	Ryan FARQUHAR	BMW - IEG	2:11.456	1.456	96.918	4
3	SBKR	4	M MITCHELL-THOMAS	Suzuki - Cookstown BE Racing	2:12.354	2.354	96.260	5
4	SBKR	86	Derek McGEE	Yamaha 600 - McGee Racing	2:13.601	3.601	95.362	4
5	SBKR	65	Michael SWEENEY	Kawasaki - MJR Racing	2:15.323	5.323	94.148	4
6	SBKR	59	Seamus ELLIOTT	Kawasaki	2:16.356	6.356	93.435	5
7	SBKR	122	Paul JORDAN	Honda 600 - B&W / Site Sealants	2:18.330	8.330	92.101	5
8	SBKR	143	Colin STEPHENSON	Yamaha 600 - CS Tuning	2:19.858	9.858	91.095	5
9	SBKR	75	Kevin FITZPATRICK	Kawasaki - Team Mongey Racing	2:21.124	11.124	90.278	5
10	SBKR	109	Neil KERNOHAN	Yamaha 600 - Logan Racing	2:21.735	11.735	89.889	5
11	SBKR	93	Paul CRANSTON	Suzuki - P & J Fuel Haulage	2:21.867	11.867	89.805	3
12	SBKR	9	Wayne KIRWAN	Kawasaki	2:22.531	12.531	89.387	3
13	SBKR	21	Alan CONNOR	Suzuki - Connor Racing	2:23.203	13.203	88.967	5
14	SSPR	164	Stephen TOBIN	Yamaha	2:24.380	14.380	88.242	4
15	SBKR	33	Rob BARBER	Yamaha - PRB Racing	2:24.657	14.657	88.073	3
16	SBKR	311	Allan BRODIE	Yamaha 600	2:25.989	15.989	87.270	4
17	SBKR	29	Richard McLOUGHLIN	Kawasaki	2:31.279	21.279	84.218	3
18	SBKR	131	Robert CAIRNS	Honda	2:32.419	22.419	83.588	4
19	SBKR	31	Colin CROFT	Suzuki 600	2:33.626	23.626	82.931	5
20	SBKR	43	Stephen DEGNAN	Kawasaki	2:34.911	24.911	82.243	5
21	SBKR	103	Richard DUNCAN	Yamaha 600	2:34.962	24.962	82.216	3
22	SBKR	54	Sam JOHNSON	Yamaha 600	2:36.592	26.592	81.360	3
23	SBKR	23	Michal DOKOUPIL	Honda - Wilson Craig Racing	2:36.675	26.675	81.317	2
24	SBKR	22	Dario CECCONI	Suzuki 750	2:43.354	33.354	77.993	4

Provisional result to be confirmed by the Stewards of the Meeting subject to completion of technical inspections & the time limit for protests

Page 1 / 1

Circuit	Clough	Signed		Organising Club	Mid Antrim 150 Club
Length(miles)	3.5390		Chief Timekeeper	Qualifying Started	00:00
Weather	Light Rain	Issued At:	16:10		
Track	Wet				



JFM HAULAGE MID-ANTRIM 150

SUPERBIKE

Qualifying

Friday, 01 April 2016

DETAILED RESULT



Qualifying Classification

Position

1 82 Derek SHEILS

SBKR			Behind		
Best Time	2:10.000	Best Speed	98.003	On	5 Gp
Lap	Elapsed Time	Lap Time	Lap Speed		
1	2:43.205	2:43.205	78.064		
2	4:55.333	2:12.128	96.425		
3	7:06.479	2:11.146	97.147		
4	9:16.777	2:10.298	97.779		
5	11:26.777	2:10.000	98.003		

2 77 Ryan FARQUHAR

SBKR			Behind		1.456
Best Time	2:11.456	Best Speed	96.918	On	3 Gp
Lap	Elapsed Time	Lap Time	Lap Speed		
1	2:43.649	2:43.649	77.852		
2	4:56.461	2:12.812	95.928		
3	7:07.917	2:11.456	96.918		
4	9:19.964	2:12.047	96.484		

3 4 M MITCHELL THOMAS

SBKR			Behind		2.354
Best Time	2:12.354	Best Speed	96.260	On	5 Gp
Lap	Elapsed Time	Lap Time	Lap Speed		
1	2:44.398	2:44.398	77.497		
2	5:02.469	2:18.071	92.274		
3	7:17.147	2:14.678	94.599		
4	9:31.039	2:13.892	95.154		
5	11:43.393	2:12.354	96.260		

4 86 Derek McGEE

SBKR			Behind		3.601
Best Time	2:13.601	Best Speed	95.362	On	4 Gp
Lap	Elapsed Time	Lap Time	Lap Speed		
1	2:45.837	2:45.837	76.825		
2	5:03.617	2:17.780	92.469		
3	7:23.914	2:20.297	90.810		
4	9:37.515	2:13.601	95.362		
5	11:53.268	2:15.753	93.850		

Qualifying Classification

Position

5 65 Michael SWEENEY

SBKR			Behind		5.323
Best Time	2:15.323	Best Speed	94.148	On	4 Gp
Lap	Elapsed Time	Lap Time	Lap Speed		
1	2:46.639	2:46.639	76.455		
2	5:08.217	2:21.578	89.989		
3	7:26.622	2:18.405	92.052		
4	9:41.945	2:15.323	94.148		
5	11:58.494	2:16.549	93.303		

6 59 Seamus ELLIOTT

SBKR			Behind		6.356
Best Time	2:16.356	Best Speed	93.435	On	5 Gp
Lap	Elapsed Time	Lap Time	Lap Speed		
1	2:53.823	2:53.823	73.295		
2	5:15.837	2:22.014	89.712		
3	7:38.712	2:22.875	89.172		
4	9:57.554	2:18.842	91.762		
5	12:13.910	2:16.356	93.435		

7 122 Paul JORDAN

SBKR			Behind		8.330
Best Time	2:18.330	Best Speed	92.101	On	5 Gp
Lap	Elapsed Time	Lap Time	Lap Speed		
1	3:10.816	3:10.816	66.768		
2	5:50.235	2:39.419	79.918		
3	8:13.915	2:23.680	88.672		
4	10:38.012	2:24.097	88.415		
5	12:56.342	2:18.330	92.101		

8 143 Colin STEPHENSON

SBKR			Behind		9.858
Best Time	2:19.858	Best Speed	91.095	On	5 Gp
Lap	Elapsed Time	Lap Time	Lap Speed		
1	2:46.779	2:46.779	76.391		
2	5:12.573	2:25.794	87.386		
3	7:34.874	2:22.301	89.531		
4	9:55.828	2:20.954	90.387		
5	12:15.686	2:19.858	91.095		

JFM HAULAGE MID-ANTRIM 150



SUPERBIKE

Qualifying

Friday, 01 April 2016

DETAILED RESULT

Qualifying Classification

Position

9 75 Kevin FITZPATRICK

SBKR Behind 11.124

Best Time 2:21.124 Best Speed 90.278 On 5 Gp

Lap	Elapsed Time	Lap Time	Lap Speed
1	2:49.603	2:49.603	75.119
2	5:15.301	2:25.698	87.444
3	7:38.296	2:22.995	89.097
4	10:01.007	2:22.711	89.274
5	12:22.131	2:21.124	90.278

Qualifying Classification

Position

13 21 Alan CONNOR

SBKR Behind 13.203

Best Time 2:23.203 Best Speed 88.967 On 5 Gp

Lap	Elapsed Time	Lap Time	Lap Speed
1	3:08.502	3:08.502	67.588
2	5:42.619	2:34.117	82.667
3	8:12.771	2:30.152	84.850
4	10:41.050	2:28.279	85.922
5	13:04.253	2:23.203	88.967

10 109 Neil KERNOHAN

SBKR Behind 11.735

Best Time 2:21.735 Best Speed 89.889 On 5 Gp

Lap	Elapsed Time	Lap Time	Lap Speed
1	3:06.567	3:06.567	68.289
2	5:35.017	2:28.450	85.823
3	8:04.986	2:29.969	84.954
4	10:28.435	2:23.449	88.815
5	12:50.170	2:21.735	89.889

14 164 Stephen TOBIN

SSPR Behind 14.380

Best Time 2:24.380 Best Speed 88.242 On 4 Gp

Lap	Elapsed Time	Lap Time	Lap Speed
1	2:55.562	2:55.562	72.569
2	5:25.397	2:29.835	85.030
3	7:50.359	2:24.962	87.888
4	10:14.739	2:24.380	88.242
5	12:42.923	2:28.184	85.977

11 93 Paul CRANSTON

SBKR Behind 11.867

Best Time 2:21.867 Best Speed 89.805 On 3 Gp

Lap	Elapsed Time	Lap Time	Lap Speed
1	2:48.423	2:48.423	75.645
2	5:14.222	2:25.799	87.383
3	7:36.089	2:21.867	89.805
4	9:58.774	2:22.685	89.290
5	12:20.643	2:21.869	89.804

15 33 Rob BARBER

SBKR Behind 14.657

Best Time 2:24.657 Best Speed 88.073 On 3 Gp

Lap	Elapsed Time	Lap Time	Lap Speed
1	3:49.351	3:49.351	55.550
2	6:18.688	2:29.337	85.313
3	8:43.345	2:24.657	88.073
4	11:08.871	2:25.526	87.547
5	13:36.671	2:27.800	86.200

12 9 Wayne KIRWAN

SBKR Behind 12.531

Best Time 2:22.531 Best Speed 89.387 On 3 Gp

Lap	Elapsed Time	Lap Time	Lap Speed
1	2:45.627	2:45.627	76.922
2	5:11.653	2:26.026	87.247
3	7:34.184	2:22.531	89.387
4	9:58.098	2:23.914	88.528
5	12:20.976	2:22.878	89.170

16 311 Allan BRODIE

SBKR Behind 15.989

Best Time 2:25.989 Best Speed 87.270 On 4 Gp

Lap	Elapsed Time	Lap Time	Lap Speed
1	3:06.987	3:06.987	68.135
2	5:40.671	2:33.684	82.900
3	8:07.954	2:27.283	86.503
4	10:33.943	2:25.989	87.270
5	13:00.909	2:26.966	86.689

JFM HAULAGE MID-ANTRIM 150

SUPERBIKE

Qualifying

Friday, 01 April 2016

DETAILED RESULT



Qualifying Classification

Position

17 29 Richard McLOUGHLIN

SBKR Behind 21.279

Best Time 2:31.279 Best Speed 84.218 On 3 Gp

Lap	Elapsed Time	Lap Time	Lap Speed
1	3:14.682	3:14.682	65.442
2	5:51.384	2:36.702	81.303
3	8:22.663	2:31.279	84.218
4	10:58.582	2:35.919	81.712
5	13:35.083	2:36.501	81.408

18 131 Robert CAIRNS

SBKR Behind 22.419

Best Time 2:32.419 Best Speed 83.588 On 4 Gp

Lap	Elapsed Time	Lap Time	Lap Speed
1	3:16.742	3:16.742	64.757
2	5:53.298	2:36.556	81.379
3	8:26.643	2:33.345	83.083
4	10:59.062	2:32.419	83.588
5	13:35.820	2:36.758	81.274

19 31 Colin CROFT

SBKR Behind 23.626

Best Time 2:33.626 Best Speed 82.931 On 5 Gp

Lap	Elapsed Time	Lap Time	Lap Speed
1	3:06.271	3:06.271	68.397
2	5:42.254	2:35.983	81.678
3	8:17.448	2:35.194	82.093
4	10:54.471	2:37.023	81.137
5	13:28.097	2:33.626	82.931

20 43 Stephen DEGNAN

SBKR Behind 24.911

Best Time 2:34.911 Best Speed 82.243 On 5 Gp

Lap	Elapsed Time	Lap Time	Lap Speed
1	3:19.270	3:19.270	63.935
2	5:55.919	2:36.649	81.331
3	8:31.571	2:35.652	81.852
4	11:09.598	2:38.027	80.622
5	13:44.509	2:34.911	82.243

Qualifying Classification

Position

21 103 Richard DUNCAN

SBKR Behind 24.962

Best Time 2:34.962 Best Speed 82.216 On 3 Gp

Lap	Elapsed Time	Lap Time	Lap Speed
1	3:05.978	3:05.978	68.505
2	5:47.279	2:41.301	78.985
3	8:22.241	2:34.962	82.216
4	10:58.171	2:35.930	81.706
5	13:34.226	2:36.055	81.640

22 54 Sam JOHNSON

SBKR Behind 26.592

Best Time 2:36.592 Best Speed 81.360 On 3 Gp

Lap	Elapsed Time	Lap Time	Lap Speed
1	2:55.032	2:55.032	72.789
2	5:34.479	2:39.447	79.904
3	8:11.071	2:36.592	81.360
4	10:48.046	2:36.975	81.162
5	13:27.476	2:39.430	79.912

23 23 Michal DOKOUPIL

SBKR Behind 26.675

Best Time 2:36.675 Best Speed 81.317 On 2 Gp

Lap	Elapsed Time	Lap Time	Lap Speed
1	3:16.004	3:16.004	65.001
2	5:52.679	2:36.675	81.317
3	10:06.467	4:13.788	50.201
4	12:44.865	2:38.398	80.433

24 22 Dario CECCONI

SBKR Behind 33.354

Best Time 2:43.354 Best Speed 77.993 On 4 Gp

Lap	Elapsed Time	Lap Time	Lap Speed
1	3:33.956	3:33.956	59.547
2	6:26.676	2:52.720	73.763
3	9:14.926	2:48.250	75.723
4	11:58.280	2:43.354	77.993

JFM HAULAGE MID-ANTRIM 150

SUPERBIKE

Clough 3.539 miles


R2: Gregg Transport Superbike Championship

02/04/2016 12:10

Race (7 Laps)

SUPERBIKE CHAMPIONSHIP

22		23	11
C	B	A	
54	103	10	
B	A		
43	31	131	9
C	B	A	
29	311	8	
B	A		
33	164	21	7
C	B	A	
<hr/>			
9		93	6
C	B	A	
109	75	5	
B	A		
143	122	59	4
C	B	A	
65	86	3	
B	A		
4	77	82	2
C	B	A	
		82	1
		A	
		POLE POSITION	



Promoted by Mid Antrim 150 Motorcycle Club

Orbits

Provisional result to be confirmed by the Stewards of the Meeting subject to the completion of technical inspections and the time limit for protests.

MCUI (Ulster Centre) Timing @ www.elaps-timing.com



Ride on
Delta
Seven

JFM HAULAGE MID-ANTRIM 150

SUPERBIKE

Clough 3.539 miles


R9: JFM Building Services Grand Final

02/04/2016 16:50

Race (8 Laps)

GRAND FINAL

22		23	11
C	B	A	
54	103		10
B	A		
43	31	131	9
C	B	A	
29	311		8
B	A		
33	164	21	7
C	B	A	
<hr/>			
9		93	6
C	B	A	
109	75		5
B	A		
143	122	59	4
C	B	A	
65	86		3
B	A		
4	77	82	2
C	B	A	
		POLE POSITION	1



Promoted by Mid Antrim 150 Motorcycle Club

Orbits

Provisional result to be confirmed by the Stewards of the Meeting subject to the completion of technical inspections and the time limit for protests.

MCUI (Ulster Centre) Timing @ www.elaps-timing.com



Ride on
Delta
Seven

JFM HAULAGE MID-ANTRIM 150

SUPERBIKE

Race 5 - Gregg Transport Superbike Championship

Saturday, 02 April 2016



Pos	Class	No	Name	Machine / Sponsor	Gp	Lap	Total Time	Behind	Speed	-----Best Lap----- Time Speed On	
-----	-------	----	------	-------------------	----	-----	------------	--------	-------	-------------------------------------	--

Race Classification

1	SBKR	4	M MITCHELL THOMAS	Suzuki - Cookstown BE Racing	a	5	10:09.773		104.468	1:59.892	106.266	5
2	SBKR	82	Derek SHEILS	Suzuki - Cookstown BE Racing	a	5	10:10.575	0.802	104.331	2:00.090	106.090	3
3	SBKR	65	Michael SWEENEY	Kawasaki - MJR Racing	a	5	10:25.180	15.407	101.894	2:02.993	103.586	3
4	SBKR	77	Ryan FARQUHAR	BMW - IEG	a	5	10:26.855	17.082	101.622	2:03.175	103.433	5
5	SBKR	122	Paul JORDAN	Honda 600 - B&W / Site Sealants	a	5	10:48.187	38.414	98.277	2:07.216	100.148	3
6	SBKR	143	Colin STEPHENSON	Yamaha 600 - CS Tuning	a	5	10:48.199	38.426	98.275	2:07.217	100.147	3
7	SBKR	109	Neil KERNOHAN	Yamaha 600 - Logan Racing	a	5	10:53.440	43.667	97.487	2:07.391	100.010	5
8	SBKR	93	Paul CRANSTON	Suzuki - P & J Fuel Haulage	a	5	11:02.020	52.247	96.224	2:09.737	98.202	5
9	SBKR	75	Kevin FITZPATRICK	Kawasaki - Team Mongey Racing	a	5	11:02.208	52.435	96.196	2:10.264	97.804	5
10	SBKR	23	Michal DOKOUPIL	Honda - Wilson Craig Racing	b	5	11:02.736	52.963	96.120	2:08.372	99.246	5
11	SBKR	33	Rob BARBER	Yamaha - PRB Racing	b	5	11:03.946	54.173	95.945	2:09.859	98.109	5
12	SBKR	5	Thomas MAXWELL	Yamaha 600	b	5	11:12.522	1:02.749	94.721	2:10.286	97.788	5
13	SBKR	164	Stephen TOBIN	Yamaha	b	5	11:20.281	1:10.508	93.641	2:13.833	95.196	5
14	SBKR	24	Graham KENNEDY	Yamaha 600 - Patsy Kennedy	b	5	11:20.653	1:10.880	93.590	2:13.742	95.261	3
15	SBKR	311	Allan BRODIE	Yamaha 600	b	5	11:21.048	1:11.275	93.535	2:13.488	95.442	2
16	SBKR	21	Alan CONNOR	Suzuki - Connor Racing	b	5	11:36.211	1:26.438	91.498	2:14.379	94.809	3
17	SBKR	131	Robert CAIRNS	Honda	b	5	11:57.512	1:47.739	88.782	2:20.642	90.587	2
18	SBKR	103	Richard DUNCAN	Yamaha 600	b	5	12:00.697	1:50.924	88.389	2:22.392	89.474	2
19	SBKR	29	Richard McLOUGHLIN	Kawasaki	b	5	12:01.782	1:52.009	88.257	2:09.874	98.098	5

Fastest Lap

SBKR	4	M MITCHELL THOMAS	Suzuki - Cookstown BE Racing							1:59.892	106.266	5
------	---	-------------------	------------------------------	--	--	--	--	--	--	----------	---------	---


Not Classified

DNF	SBKR	9	Wayne KIRWAN	Kawasaki 600	a	3	6:32.033		97.495	2:06.853	100.434	3
-----	------	---	--------------	--------------	---	---	----------	--	--------	----------	---------	---

No 29 Jump Start Penalty 1 minute

Provisional result to be confirmed by the Stewards of the Meeting subject to completion of technical inspections & the time limit for protests

Page 1 / 1

Circuit	Clough	Signed		Organising Club	Mid Antrim 150 Club
Length(miles)	3.5390		Chief Timekeeper	Race Started	14:31
Weather	Cloudy	Issued At:	14:47	Gp Time Diff - b	19.33
Track	Dry				



JFM HAULAGE MID-ANTRIM 150

SUPERBIKE

Race 5 - Gregg Transport Superbike Championship

Saturday, 02 April 2016

DETAILED RESULT



Race Classification

1 4 M MITCHELL THOMAS

Total Time **10:09.773** Avg Speed **104.468** Behind
Best Time **1:59.892** Best Speed **106.266** On **5** Gp **a**

Lap	Elapsed Time	Lap Time	Lap Speed
1	2:07.957	2:07.957	99.568
2	4:09.570	2:01.613	104.762
3	6:09.595	2:00.025	106.148
4	8:09.881	2:00.286	105.918
5	10:09.773	1:59.892	106.266

2 82 Derek SHEILS

Total Time **10:10.575** Avg Speed **104.331** Behind **0.802**
Best Time **2:00.090** Best Speed **106.090** On **3** Gp **a**

Lap	Elapsed Time	Lap Time	Lap Speed
1	2:07.858	2:07.858	99.645
2	4:09.487	2:01.629	104.748
3	6:09.577	2:00.090	106.090
4	8:10.399	2:00.822	105.448
5	10:10.575	2:00.176	106.015

3 65 Michael SWEENEY

Total Time **10:25.180** Avg Speed **101.894** Behind **15.407**
Best Time **2:02.993** Best Speed **103.586** On **3** Gp **a**

Lap	Elapsed Time	Lap Time	Lap Speed
1	2:10.377	2:10.377	97.720
2	4:13.617	2:03.240	103.379
3	6:16.610	2:02.993	103.586
4	8:21.819	2:05.209	101.753
5	10:25.180	2:03.361	103.277

4 77 Ryan FARQUHAR

Total Time **10:26.855** Avg Speed **101.622** Behind **17.082**
Best Time **2:03.175** Best Speed **103.433** On **5** Gp **a**

Lap	Elapsed Time	Lap Time	Lap Speed
1	2:07.683	2:07.683	99.781
2	4:11.626	2:03.943	102.792
3	6:16.493	2:04.867	102.032
4	8:23.680	2:07.187	100.171
5	10:26.855	2:03.175	103.433

Race Classification

5 122 Paul JORDAN

Total Time **10:48.187** Avg Speed **98.277** Behind **38.414**
Best Time **2:07.216** Best Speed **100.148** On **3** Gp **a**

Lap	Elapsed Time	Lap Time	Lap Speed
1	2:14.844	2:14.844	94.483
2	4:23.809	2:08.965	98.790
3	6:31.025	2:07.216	100.148
4	8:39.566	2:08.541	99.115
5	10:48.187	2:08.621	99.054

6 143 Colin STEPHENSON

Total Time **10:48.199** Avg Speed **98.275** Behind **38.426**
Best Time **2:07.217** Best Speed **100.147** On **3** Gp **a**

Lap	Elapsed Time	Lap Time	Lap Speed
1	2:14.755	2:14.755	94.545
2	4:24.763	2:10.008	97.997
3	6:31.980	2:07.217	100.147
4	8:40.382	2:08.402	99.223
5	10:48.199	2:07.817	99.677

7 109 Neil KERNOHAN

Total Time **10:53.440** Avg Speed **97.487** Behind **43.667**
Best Time **2:07.391** Best Speed **100.010** On **5** Gp **a**

Lap	Elapsed Time	Lap Time	Lap Speed
1	2:16.664	2:16.664	93.224
2	4:28.174	2:11.510	96.878
3	6:37.586	2:09.412	98.448
4	8:46.049	2:08.463	99.176
5	10:53.440	2:07.391	100.010

8 93 Paul CRANSTON

Total Time **11:02.020** Avg Speed **96.224** Behind **52.247**
Best Time **2:09.737** Best Speed **98.202** On **5** Gp **a**

Lap	Elapsed Time	Lap Time	Lap Speed
1	2:18.730	2:18.730	91.836
2	4:29.821	2:11.091	97.187
3	6:40.908	2:11.087	97.190
4	8:52.283	2:11.375	96.977
5	11:02.020	2:09.737	98.202

JFM HAULAGE MID-ANTRIM 150

SUPERBIKE

Race 5 - Gregg Transport Superbike Championship

Saturday, 02 April 2016

DETAILED RESULT



Race Classification

9 75 Kevin FITZPATRICK

Total Time **11:02.208** Avg Speed **96.196** Behind **52.435**
Best Time **2:10.264** Best Speed **97.804** On **5** Gp **a**

Lap	Elapsed Time	Lap Time	Lap Speed
1	2:17.424	2:17.424	92.709
2	4:28.706	2:11.282	97.046
3	6:40.016	2:11.310	97.025
4	8:51.944	2:11.928	96.571
5	11:02.208	2:10.264	97.804

Race Classification

13 164 Stephen TOBIN

Total Time **11:20.281** Avg Speed **93.641** Behind **1:10.508**
Best Time **2:13.833** Best Speed **95.196** On **5** Gp **b**

Lap	Elapsed Time	Lap Time	Lap Speed
1	2:22.718	2:22.718	89.270
2	4:38.197	2:15.479	94.040
3	6:52.038	2:13.841	95.191
4	9:06.448	2:14.410	94.788
5	11:20.281	2:13.833	95.196

10 23 Michal DOKOUPIL

Total Time **11:02.736** Avg Speed **96.120** Behind **52.963**
Best Time **2:08.372** Best Speed **99.246** On **5** Gp **b**

Lap	Elapsed Time	Lap Time	Lap Speed
1	2:22.986	2:22.986	89.102
2	4:35.536	2:12.550	96.118
3	6:44.092	2:08.556	99.104
4	8:54.364	2:10.272	97.798
5	11:02.736	2:08.372	99.246

14 24 Graham KENNEDY

Total Time **11:20.653** Avg Speed **93.590** Behind **1:10.880**
Best Time **2:13.742** Best Speed **95.261** On **3** Gp **b**

Lap	Elapsed Time	Lap Time	Lap Speed
1	2:24.133	2:24.133	88.393
2	4:38.484	2:14.351	94.829
3	6:52.226	2:13.742	95.261
4	9:06.794	2:14.568	94.676
5	11:20.653	2:13.859	95.178

11 33 Rob BARBER

Total Time **11:03.946** Avg Speed **95.945** Behind **54.173**
Best Time **2:09.859** Best Speed **98.109** On **5** Gp **b**

Lap	Elapsed Time	Lap Time	Lap Speed
1	2:17.735	2:17.735	92.499
2	4:30.551	2:12.816	95.925
3	6:42.757	2:12.206	96.368
4	8:54.087	2:11.330	97.011
5	11:03.946	2:09.859	98.109

15 311 Allan BRODIE

Total Time **11:21.048** Avg Speed **93.535** Behind **1:11.275**
Best Time **2:13.488** Best Speed **95.442** On **2** Gp **b**

Lap	Elapsed Time	Lap Time	Lap Speed
1	2:23.573	2:23.573	88.738
2	4:37.061	2:13.488	95.442
3	6:51.193	2:14.132	94.984
4	9:05.425	2:14.232	94.913
5	11:21.048	2:15.623	93.940

12 5 Thomas MAXWELL

Total Time **11:12.522** Avg Speed **94.721** Behind **1:02.749**
Best Time **2:10.286** Best Speed **97.788** On **5** Gp **b**

Lap	Elapsed Time	Lap Time	Lap Speed
1	2:21.957	2:21.957	89.748
2	4:36.895	2:14.938	94.417
3	6:50.204	2:13.309	95.570
4	9:02.236	2:12.032	96.495
5	11:12.522	2:10.286	97.788

16 21 Alan CONNOR

Total Time **11:36.211** Avg Speed **91.498** Behind **1:26.438**
Best Time **2:14.379** Best Speed **94.809** On **3** Gp **b**

Lap	Elapsed Time	Lap Time	Lap Speed
1	2:21.347	2:21.347	90.136
2	4:36.307	2:14.960	94.401
3	6:50.686	2:14.379	94.809
4	9:11.161	2:20.475	90.695
5	11:36.211	2:25.050	87.835

JFM HAULAGE MID-ANTRIM 150

SUPERBIKE

Race 5 - Gregg Transport Superbike Championship

Saturday, 02 April 2016

DETAILED RESULT



Race Classification

17 131 Robert CAIRNS

Total Time **11:57.512** Avg Speed **88.782** Behind **1:47.739**

Best Time **2:20.642** Best Speed **90.587** On **2** Gp **b**

Lap	Elapsed Time	Lap Time	Lap Speed
1	2:27.018	2:27.018	86.659
2	4:47.660	2:20.642	90.587
3	7:10.905	2:23.245	88.941
4	9:34.361	2:23.456	88.811
5	11:57.512	2:23.151	89.000

18 103 Richard DUNCAN

Total Time **12:00.697** Avg Speed **88.389** Behind **1:50.924**

Best Time **2:22.392** Best Speed **89.474** On **2** Gp **b**

Lap	Elapsed Time	Lap Time	Lap Speed
1	2:28.805	2:28.805	85.618
2	4:51.197	2:22.392	89.474
3	7:14.963	2:23.766	88.619
4	9:38.104	2:23.141	89.006
5	12:00.697	2:22.593	89.348

19 29 Richard McLOUGHLIN

Total Time **12:01.782** Avg Speed **88.257** Behind **1:52.009**

Best Time **2:09.874** Best Speed **98.098** On **5** Gp **b**

Lap	Elapsed Time	Lap Time	Lap Speed
1	2:17.023	2:17.023	92.980
2	4:27.243	2:10.220	97.838
3	6:38.082	2:10.839	97.375
4	8:51.908	2:13.826	95.201
5	11:01.782	2:09.874	98.098

Not Classified

DNF 9 Wayne KIRWAN

Total Time **6:32.033** Avg Speed **97.495** Behind

Best Time **2:06.853** Best Speed **100.434** On **3** Gp **a**

Lap	Elapsed Time	Lap Time	Lap Speed
1	2:16.819	2:16.819	93.119
2	4:25.180	2:08.361	99.254
3	6:32.033	2:06.853	100.434

JFM HAULAGE MID-ANTRIM 150

SUPERBIKE

Race 5 - Gregg Transport Superbike Championship

LAP CHART



1					3					5				
No	Name	Gp	Time of Day	Lap Time	No	Name	Gp	Time of Day	Lap Time	No	Name	Gp	Time of Day	Lap Time
77	Ryan FARQUHAR	a	14:33:13.937	2:07.683	82	Derek SHEILS	a	14:37:15.831	2:00.090	4	M MITCHELL THOMAS	a	14:41:16.027	1:59.892
82	Derek SHEILS	a	14:33:14.112	2:07.858	4	M MITCHELL THOMAS	a	14:37:15.849	2:00.025	82	Derek SHEILS	a	14:41:16.829	2:00.176
4	M MITCHELL THOMAS	a	14:33:14.211	2:07.957	77	Ryan FARQUHAR	a	14:37:22.747	2:04.867	65	Michael SWEENEY	a	14:41:31.434	2:03.361
65	Michael SWEENEY	a	14:33:16.631	2:10.377	65	Michael SWEENEY	a	14:37:22.864	2:02.993	77	Ryan FARQUHAR	a	14:41:33.109	2:03.175
143	Colin STEPHENSON	a	14:33:21.009	2:14.755	122	Paul JORDAN	a	14:37:37.279	2:07.216	122	Paul JORDAN	a	14:41:54.441	2:08.621
122	Paul JORDAN	a	14:33:21.098	2:14.844	143	Colin STEPHENSON	a	14:37:38.234	2:07.217	143	Colin STEPHENSON	a	14:41:54.453	2:07.817
109	Neil KERNOHAN	a	14:33:22.918	2:16.664	9	Wayne KIRWAN	a	14:37:38.287	2:06.853	109	Neil KERNOHAN	a	14:41:59.694	2:07.391
9	Wayne KIRWAN	a	14:33:23.073	2:16.819	109	Neil KERNOHAN	a	14:37:43.840	2:09.412	29	Richard McLOUGHLIN	b	14:42:08.036	2:09.874
29	Richard McLOUGHLIN	b	14:33:23.277	2:17.023	29	Richard McLOUGHLIN	b	14:37:44.336	2:10.839	93	Paul CRANSTON	a	14:42:08.274	2:09.737
75	Kevin FITZPATRICK	a	14:33:23.678	2:17.424	75	Kevin FITZPATRICK	a	14:37:46.270	2:11.310	75	Kevin FITZPATRICK	a	14:42:08.462	2:10.264
33	Rob BARBER	b	14:33:23.989	2:17.735	93	Paul CRANSTON	a	14:37:47.162	2:11.087	23	Michal DOKOUPIL	b	14:42:08.990	2:08.372
93	Paul CRANSTON	a	14:33:24.984	2:18.730	33	Rob BARBER	b	14:37:49.011	2:12.206	33	Rob BARBER	b	14:42:10.200	2:09.859
21	Alan CONNOR	b	14:33:27.601	2:21.347	23	Michal DOKOUPIL	b	14:37:50.346	2:08.556	5	Thomas MAXWELL	b	14:42:18.776	2:10.286
5	Thomas MAXWELL	b	14:33:28.211	2:21.957	5	Thomas MAXWELL	b	14:37:56.458	2:13.309	164	Stephen TOBIN	b	14:42:26.535	2:13.833
164	Stephen TOBIN	b	14:33:28.972	2:22.718	21	Alan CONNOR	b	14:37:56.940	2:14.379	24	Graham KENNEDY	b	14:42:26.907	2:13.859
23	Michal DOKOUPIL	b	14:33:29.240	2:22.986	311	Allan BRODIE	b	14:37:57.447	2:14.132	311	Allan BRODIE	b	14:42:27.302	2:15.623
311	Allan BRODIE	b	14:33:29.827	2:23.573	164	Stephen TOBIN	b	14:37:58.292	2:13.841	21	Alan CONNOR	b	14:42:42.465	2:25.050
24	Graham KENNEDY	b	14:33:30.387	2:24.133	24	Graham KENNEDY	b	14:37:58.480	2:13.742	131	Robert CAIRNS	b	14:43:03.766	2:23.151
131	Robert CAIRNS	b	14:33:33.272	2:27.018	131	Robert CAIRNS	b	14:38:17.159	2:23.245	103	Richard DUNCAN	b	14:43:06.951	2:22.593
103	Richard DUNCAN	b	14:33:35.059	2:28.805	103	Richard DUNCAN	b	14:38:21.217	2:23.766					

2					4				
No	Name	Gp	Time of Day	Lap Time	No	Name	Gp	Time of Day	Lap Time
82	Derek SHEILS	a	14:35:15.741	2:01.629	4	M MITCHELL THOMAS	a	14:39:16.135	2:00.286
4	M MITCHELL THOMAS	a	14:35:15.824	2:01.613	82	Derek SHEILS	a	14:39:16.653	2:00.822
77	Ryan FARQUHAR	a	14:35:17.880	2:03.943	65	Michael SWEENEY	a	14:39:28.073	2:05.209
65	Michael SWEENEY	a	14:35:19.871	2:03.240	77	Ryan FARQUHAR	a	14:39:29.934	2:07.187
122	Paul JORDAN	a	14:35:30.063	2:08.965	122	Paul JORDAN	a	14:39:45.820	2:08.541
143	Colin STEPHENSON	a	14:35:31.017	2:10.008	143	Colin STEPHENSON	a	14:39:46.636	2:08.402
9	Wayne KIRWAN	a	14:35:31.434	2:08.361	109	Neil KERNOHAN	a	14:39:52.303	2:08.463
29	Richard McLOUGHLIN	b	14:35:33.497	2:10.220	29	Richard McLOUGHLIN	b	14:39:58.162	2:13.826
109	Neil KERNOHAN	a	14:35:34.428	2:11.510	75	Kevin FITZPATRICK	a	14:39:58.198	2:11.928
75	Kevin FITZPATRICK	a	14:35:34.960	2:11.282	93	Paul CRANSTON	a	14:39:58.537	2:11.375
93	Paul CRANSTON	a	14:35:36.075	2:11.091	33	Rob BARBER	b	14:40:00.341	2:11.330
33	Rob BARBER	b	14:35:36.805	2:12.816	23	Michal DOKOUPIL	b	14:40:00.618	2:10.272
23	Michal DOKOUPIL	b	14:35:41.790	2:12.550	5	Thomas MAXWELL	b	14:40:08.490	2:12.032
21	Alan CONNOR	b	14:35:42.561	2:14.960	311	Allan BRODIE	b	14:40:11.679	2:14.232
5	Thomas MAXWELL	b	14:35:43.149	2:14.938	164	Stephen TOBIN	b	14:40:12.702	2:14.410
311	Allan BRODIE	b	14:35:43.315	2:13.488	24	Graham KENNEDY	b	14:40:13.048	2:14.568
164	Stephen TOBIN	b	14:35:44.451	2:15.479	21	Alan CONNOR	b	14:40:17.415	2:20.475
24	Graham KENNEDY	b	14:35:44.738	2:14.351	131	Robert CAIRNS	b	14:40:40.615	2:23.456
131	Robert CAIRNS	b	14:35:53.914	2:20.642	103	Richard DUNCAN	b	14:40:44.358	2:23.141
103	Richard DUNCAN	b	14:35:57.451	2:22.392					

ROAD RACE - IRISH SUPERBIKE

2016

					#1	
Pos	No.	Name	Total	Diff	Gap	R1
1	4	M MITCHELL THOMAS	25	0	0	25
2	82	Derek SHEILS	20	5	5	20
3	65	Michael SWEENEY	16	9	4	16
4	77	Ryan FARQUHAR	13	12	3	13
5	122	Paul JORDAN	11	14	2	11
6	143	Colin STEPHENSON	10	15	1	10
7	109	Neil KERNOHAN	9	16	1	9
8	93	Paul CRANSTON	8	17	1	8
9	75	Kevin FITZPATRICK	7	18	1	7
10	23	Michal DOKOUPIL	6	19	1	6
11	33	Rob BARBER	5	20	1	5
12	5	Thomas MAXWELL	4	21	1	4
13	164	Stephen TOBIN	3	22	1	3
14	24	Graham KENNEDY	2	23	1	2
15	311	Allan BRODIE	1	24	1	1

Event Legend

#1 01/04/2016 JFM HAULAGE MID-ANTRIM 150

ROAD RACE - ULSTER SUPERBIKE

2016

#1

Pos	No.	Name	Total	Diff	Gap	R1
1	4	M MITCHELL THOMAS	25	0	0	25
2	82	Derek SHEILS	20	5	5	20
3	65	Michael SWEENEY	16	9	4	16
4	77	Ryan FARQUHAR	13	12	3	13
5	122	Paul JORDAN	11	14	2	11
6	143	Colin STEPHENSON	10	15	1	10
7	109	Neil KERNOHAN	9	16	1	9
8	93	Paul CRANSTON	8	17	1	8
9	75	Kevin FITZPATRICK	7	18	1	7
10	23	Michal DOKOUPIL	6	19	1	6
11	33	Rob BARBER	5	20	1	5
12	5	Thomas MAXWELL	4	21	1	4
13	164	Stephen TOBIN	3	22	1	3
14	24	Graham KENNEDY	2	23	1	2
15	311	Allan BRODIE	1	24	1	1

Event Legend

#1 01/04/2016 JFM HAULAGE MID-ANTRIM 150

JFM HAULAGE MID-ANTRIM 150

SUPERBIKE

Race 10 - JFM Building Services Grand Final


Saturday, 02 April 2016



Pos	Class	No	Name	Machine / Sponsor	Gp	Lap	Total Time	Behind	Speed	-----Best Lap-----		
										Time	Speed	On
Race Classification												
1	SBKR	82	Derek SHEILS	Suzuki - Cookstown BE Racing	a	6	12:42.591		100.240	2:03.916	102.815	6
2	SBKR	4	M MITCHELL THOMAS	Suzuki - Cookstown BE Racing	a	6	12:47.331	4.740	99.621	2:06.129	101.011	3
3	SBKR	65	Michael SWEENEY	Kawasaki - MJR Racing	a	6	12:48.730	6.139	99.440	2:06.038	101.084	4
4	SBKR	143	Colin STEPHENSON	Yamaha 600 - CS Tuning	a	6	13:23.852	41.261	95.095	2:12.646	96.048	2
5	SBKR	93	Paul CRANSTON	Suzuki - P & J Fuel Haulage	a	6	13:29.574	46.983	94.423	2:12.853	95.898	5
6	SBKR	109	Neil KERNOHAN	Yamaha 600 - Logan Racing	a	6	13:39.949	57.358	93.228	2:12.627	96.062	6
7	SBKR	9	Wayne KIRWAN	Kawasaki 600	a	6	13:43.218	1:00.627	92.858	2:14.901	94.443	2
8	SBKR	23	Michal DOKOUPIL	Honda - Wilson Craig Racing	a	6	13:44.705	1:02.114	92.691	2:14.443	94.764	2
9	SBKR	311	Allan BRODIE	Yamaha 600	a	6	14:18.391	1:35.800	89.053	2:19.821	91.119	5
Fastest Lap												
	SBKR	82	Derek SHEILS	Suzuki - Cookstown BE Racing						2:03.916	102.815	6
Not Classified												
DNF	SBKR	33	Rob BARBER	Yamaha - PRB Racing	a	1	2:27.528		86.359	2:27.528	86.359	1

Provisional result to be confirmed by the Stewards of the Meeting subject to completion of technical inspections & the time limit for protests

Page 1 / 1

Circuit	Clough	Signed		Organising Club	Mid Antrim 150 Club
Length(miles)	3.5390	Chief Timekeeper		Race Started	17:12
Weather	Light Rain	Issued At:	17:31		
Track	Wet				



JFM HAULAGE MID-ANTRIM 150

SUPERBIKE

Race 10 - JFM Building Services Grand Final

Saturday, 02 April 2016

DETAILED RESULT



Race Classification

1 82 Derek SHEILS

Total Time **12:42.591** Avg Speed **100.240** Behind
Best Time **2:03.916** Best Speed **102.815** On **6** Gp **a**

Lap	Elapsed Time	Lap Time	Lap Speed
1	2:12.829	2:12.829	95.916
2	4:19.828	2:06.999	100.319
3	6:27.086	2:07.258	100.115
4	8:32.779	2:05.693	101.361
5	10:38.675	2:05.896	101.198
6	12:42.591	2:03.916	102.815

2 4 M MITCHELL THOMAS

Total Time **12:47.331** Avg Speed **99.621** Behind **4.740**
Best Time **2:06.129** Best Speed **101.011** On **3** Gp **a**

Lap	Elapsed Time	Lap Time	Lap Speed
1	2:13.274	2:13.274	95.596
2	4:19.818	2:06.544	100.680
3	6:25.947	2:06.129	101.011
4	8:32.298	2:06.351	100.833
5	10:38.737	2:06.439	100.763
6	12:47.331	2:08.594	99.075

3 65 Michael SWEENEY

Total Time **12:48.730** Avg Speed **99.440** Behind **6.139**
Best Time **2:06.038** Best Speed **101.084** On **4** Gp **a**

Lap	Elapsed Time	Lap Time	Lap Speed
1	2:14.310	2:14.310	94.858
2	4:22.363	2:08.053	99.493
3	6:28.613	2:06.250	100.914
4	8:34.651	2:06.038	101.084
5	10:41.105	2:06.454	100.751
6	12:48.730	2:07.625	99.827

4 143 Colin STEPHENSON

Total Time **13:23.852** Avg Speed **95.095** Behind **41.261**
Best Time **2:12.646** Best Speed **96.048** On **2** Gp **a**

Lap	Elapsed Time	Lap Time	Lap Speed
1	2:16.939	2:16.939	93.037
2	4:29.585	2:12.646	96.048
3	6:42.433	2:12.848	95.902
4	8:56.112	2:13.679	95.306
5	11:09.782	2:13.670	95.312
6	13:23.852	2:14.070	95.028

Race Classification

5 93 Paul CRANSTON

Total Time **13:29.574** Avg Speed **94.423** Behind **46.983**
Best Time **2:12.853** Best Speed **95.898** On **5** Gp **a**

Lap	Elapsed Time	Lap Time	Lap Speed
1	2:21.773	2:21.773	89.865
2	4:35.289	2:13.516	95.422
3	6:49.452	2:14.163	94.962
4	9:03.363	2:13.911	95.141
5	11:16.216	2:12.853	95.898
6	13:29.574	2:13.358	95.535

6 109 Neil KERNOHAN

Total Time **13:39.949** Avg Speed **93.228** Behind **57.358**
Best Time **2:12.627** Best Speed **96.062** On **6** Gp **a**

Lap	Elapsed Time	Lap Time	Lap Speed
1	2:23.966	2:23.966	88.496
2	4:40.299	2:16.333	93.451
3	6:56.866	2:16.567	93.290
4	9:12.301	2:15.435	94.070
5	11:27.322	2:15.021	94.359
6	13:39.949	2:12.627	96.062

7 9 Wayne KIRWAN

Total Time **13:43.218** Avg Speed **92.858** Behind **1:00.627**
Best Time **2:14.901** Best Speed **94.443** On **2** Gp **a**

Lap	Elapsed Time	Lap Time	Lap Speed
1	2:23.150	2:23.150	89.000
2	4:38.051	2:14.901	94.443
3	6:54.928	2:16.877	93.079
4	9:10.817	2:15.889	93.756
5	11:27.224	2:16.407	93.400
6	13:43.218	2:15.994	93.684

8 23 Michal DOKOUPIL

Total Time **13:44.705** Avg Speed **92.691** Behind **1:02.114**
Best Time **2:14.443** Best Speed **94.764** On **2** Gp **a**

Lap	Elapsed Time	Lap Time	Lap Speed
1	2:26.730	2:26.730	86.829
2	4:41.173	2:14.443	94.764
3	6:57.308	2:16.135	93.587
4	9:12.825	2:15.517	94.013
5	11:28.105	2:15.280	94.178
6	13:44.705	2:16.600	93.268

JFM HAULAGE MID-ANTRIM 150

SUPERBIKE

Race 10 - JFM Building Services Grand Final

Saturday, 02 April 2016

DETAILED RESULT



Race Classification

9 311 Allan BRODIE

Total Time **14:18.391** Avg Speed **89.053** Behind **1:35.800**

Best Time **2:19.821** Best Speed **91.119** On **5** Gp **a**

Lap	Elapsed Time	Lap Time	Lap Speed
1	2:30.861	2:30.861	84.451
2	4:53.903	2:23.042	89.068
3	7:15.136	2:21.233	90.208
4	9:37.328	2:22.192	89.600
5	11:57.149	2:19.821	91.119
6	14:18.391	2:21.242	90.203

Not Classified

DNF 33 Rob BARBER

Total Time **2:27.528** Avg Speed **86.359** Behind

Best Time **2:27.528** Best Speed **86.359** On **1** Gp **a**

Lap	Elapsed Time	Lap Time	Lap Speed
1	2:27.528	2:27.528	86.359

JFM HAULAGE MID-ANTRIM 150

SUPERBIKE

Race 10 - JFM Building Services Grand Final

LAP CHART

**1**

No	Name	Gp	Time of Day	Lap Time
82	Derek SHEILS	a	17:14:18.830	2:12.829
4	M MITCHELL THOMAS	a	17:14:19.275	2:13.274
65	Michael SWEENEY	a	17:14:20.311	2:14.310
143	Colin STEPHENSON	a	17:14:22.940	2:16.939
93	Paul CRANSTON	a	17:14:27.774	2:21.773
9	Wayne KIRWAN	a	17:14:29.151	2:23.150
109	Neil KERNOHAN	a	17:14:29.967	2:23.966
23	Michal DOKOUPIL	a	17:14:32.731	2:26.730
33	Rob BARBER	a	17:14:33.529	2:27.528
311	Allan BRODIE	a	17:14:36.862	2:30.861

2

No	Name	Gp	Time of Day	Lap Time
4	M MITCHELL THOMAS	a	17:16:25.819	2:06.544
82	Derek SHEILS	a	17:16:25.829	2:06.999
65	Michael SWEENEY	a	17:16:28.364	2:08.053
143	Colin STEPHENSON	a	17:16:35.586	2:12.646
93	Paul CRANSTON	a	17:16:41.290	2:13.516
9	Wayne KIRWAN	a	17:16:44.052	2:14.901
109	Neil KERNOHAN	a	17:16:46.300	2:16.333
23	Michal DOKOUPIL	a	17:16:47.174	2:14.443
311	Allan BRODIE	a	17:16:59.904	2:23.042

3

No	Name	Gp	Time of Day	Lap Time
4	M MITCHELL THOMAS	a	17:18:31.948	2:06.129
82	Derek SHEILS	a	17:18:33.087	2:07.258
65	Michael SWEENEY	a	17:18:34.614	2:06.250
143	Colin STEPHENSON	a	17:18:48.434	2:12.848
93	Paul CRANSTON	a	17:18:55.453	2:14.163
9	Wayne KIRWAN	a	17:19:00.929	2:16.877
109	Neil KERNOHAN	a	17:19:02.867	2:16.567
23	Michal DOKOUPIL	a	17:19:03.309	2:16.135
311	Allan BRODIE	a	17:19:21.137	2:21.233

4

No	Name	Gp	Time of Day	Lap Time
4	M MITCHELL THOMAS	a	17:20:38.299	2:06.351
82	Derek SHEILS	a	17:20:38.780	2:05.693
65	Michael SWEENEY	a	17:20:40.652	2:06.038
143	Colin STEPHENSON	a	17:21:02.113	2:13.679
93	Paul CRANSTON	a	17:21:09.364	2:13.911
9	Wayne KIRWAN	a	17:21:16.818	2:15.889
109	Neil KERNOHAN	a	17:21:18.302	2:15.435
23	Michal DOKOUPIL	a	17:21:18.826	2:15.517
311	Allan BRODIE	a	17:21:43.329	2:22.192

5

No	Name	Gp	Time of Day	Lap Time
82	Derek SHEILS	a	17:22:44.676	2:05.896
4	M MITCHELL THOMAS	a	17:22:44.738	2:06.439
65	Michael SWEENEY	a	17:22:47.106	2:06.454
143	Colin STEPHENSON	a	17:23:15.783	2:13.670
93	Paul CRANSTON	a	17:23:22.217	2:12.853
9	Wayne KIRWAN	a	17:23:33.225	2:16.407
109	Neil KERNOHAN	a	17:23:33.323	2:15.021
23	Michal DOKOUPIL	a	17:23:34.106	2:15.280
311	Allan BRODIE	a	17:24:03.150	2:19.821

6

No	Name	Gp	Time of Day	Lap Time
82	Derek SHEILS	a	17:24:48.592	2:03.916
4	M MITCHELL THOMAS	a	17:24:53.332	2:08.594
65	Michael SWEENEY	a	17:24:54.731	2:07.625
143	Colin STEPHENSON	a	17:25:29.853	2:14.070
93	Paul CRANSTON	a	17:25:35.575	2:13.358
109	Neil KERNOHAN	a	17:25:45.950	2:12.627
9	Wayne KIRWAN	a	17:25:49.219	2:15.994
23	Michal DOKOUPIL	a	17:25:50.706	2:16.600
311	Allan BRODIE	a	17:26:24.392	2:21.242