

JFM
HAULAGE
MID-ANTRIM 150

Friday 1st & Saturday 2nd April 2016

promoted by Mid-Antrim 150 Motorcycle Club
www.midantrim150.co.uk

ROBERT LOGAN HARDWARE
250cc GP
&
LIGHTWEIGHT (400/450)



**Mid & East
Antrim**
Borough Council

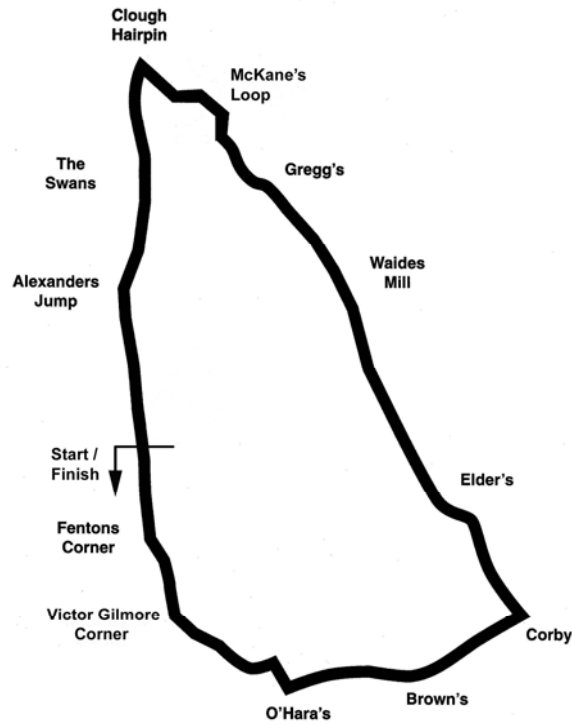


**tourism
northernireland**



**Year of Food
& Drink 2016**

Clough Circuit 3.539 miles



Lap Records

| Class | Rider | Machine | m | s | mph | Year |
|----------------|-----------------|--------------|---|--------|---------|------|
| 125cc | Darran Lindsay | Honda | 2 | 10.429 | 97.681 | 2004 |
| Moto 3 | Barry Davidson | Honda 250 | 2 | 18.049 | 92.289 | 2012 |
| Moto 450 | Seamus Elliott | Yamaha | 2 | 11.365 | 96.985 | 2013 |
| 250cc | Darran Lindsay | Honda | 2 | 02.895 | 103.669 | 2004 |
| Supersport 400 | Gavin Lupton | Honda | 2 | 11.415 | 96.948 | 2013 |
| Supertwin | Jamie Hamilton | Kawasaki | 2 | 03.795 | 102.915 | 2013 |
| Supersport | Seamus Elliott | Yamaha | 1 | 57.616 | 108.322 | 2013 |
| Superbike | Derek Sheils | Kawasaki | 1 | 54.565 | 111.207 | 2013 |
| Senior Support | Mark Hanna | Triumph 675 | 2 | 06.558 | 100.668 | 2013 |
| Junior Support | Connor Behan | Kawasaki 650 | 2 | 06.252 | 100.912 | 2013 |
| Classic 1000cc | Robert McCrum | Weslake 950 | 2 | 15.835 | 93.793 | 2013 |
| Classic 500cc | Neill McWhirter | Norton | 2 | 20.788 | 90.494 | 2010 |
| Classic 350cc | Paul Coward | Honda | 2 | 24.437 | 88.207 | 2004 |
| Classic 250cc | Geoff McMullan | Suzuki | 2 | 34.01 | 82.724 | 2003 |

MOST WINS at MID-ANTRIM 150

| | | |
|------------------|----|-----------|
| Ryan Farquhar | 27 | 2003 - 12 |
| Ray McCullough | 15 | 1965 - 79 |
| Joey Dunlop | 15 | 1975 - 95 |
| Brian Reid | 14 | 1980 - 93 |
| Robert Dunlop | 14 | 1982 - 07 |
| Adrian Archibald | 10 | 1999 - 02 |
| Phillip McCallen | 8 | 1988 - 92 |
| Sam McClements | 7 | 1980 - 89 |
| Darran Lindsay | 7 | 2002 - 06 |
| Neill McWhirter | 7 | 1991 - 10 |

ALL TIME IRISH ROAD RACE WINNERS (after Killalane Road Race 2015)

Most Wins at All Irish Road Race Meetings

| | | |
|------------------|-----|---------|
| Ryan Farquhar | 206 | 1995-15 |
| Joey Dunlop | 156 | 1971-00 |
| Robert Dunlop | 135 | 1980-08 |
| William Dunlop | 112 | 2005-15 |
| Ray McCullough | 109 | 1960-82 |
| Phillip McCallen | 109 | 1987-99 |
| Michael Dunlop | 92 | 2006-15 |
| Brian Reid | 78 | 1980-94 |
| Darran Lindsay | 74 | 1999-06 |
| James Courtney | 66 | 1992-99 |

MID-ANTRIM 150

250cc & LIGHTWEIGHT

Qualifying

Friday, 01 April 2016

250cc




| Pos | Class | No | Name | Machine / Sponsor | ----- Time | Best Lap Behind | ----- Speed | On | Total Laps |
|---------------------------|-------|-----|---------------|----------------------|---------------|--------------------|----------------|----|---------------|
| Qualifying Classification | | | | | | | | | |
| 1 | 250R | 118 | Paul ROBINSON | Honda - CB Racing | 2:30.113 | 3.469 | 84.872 | 5 | 5 |
| 2 | 250R | 40 | Rhys HARDISTY | Yamaha | 2:30.718 | 0.605 | 84.531 | 5 | 5 |
| 3 | 250R | 109 | Neil KERNOHAN | Honda - Logan Racing | 2:35.099 | 4.986 | 82.144 | 5 | 5 |
| 4 | 250R | 4 | Sam DUNLOP | Honda - CB Racing | 2:50.939 | 20.826 | 74.532 | 4 | 4 |
| 5 | 250R | 25 | Bryan HARDING | Honda | 2:59.293 | 29.180 | 71.059 | 2 | 4 |

Lightweight (400/450)

| Pos | Class | No | Name | Machine / Sponsor | ----- Time | Best Lap Behind | ----- Speed | On | Total Laps |
|---------------------------|-------|-----|-------------------|-------------------------------|---------------|--------------------|----------------|----|---------------|
| Qualifying Classification | | | | | | | | | |
| 1 | 400R | 77 | Ryan FARQUHAR | Kawasaki 450 - SGS / KMR | 2:26.644 | | 86.880 | 4 | 5 |
| 2 | 400R | 97 | Seamus ELLIOTT | Yamaha 400 | 2:27.745 | 1.101 | 86.232 | 5 | 5 |
| 3 | 400R | 117 | Alastair BAYLEY | Honda 400 - ABR Moto | 2:34.047 | 7.403 | 82.705 | 5 | 5 |
| 4 | 400R | 316 | Stephen MORRISON | Kawasaki 400 - NAB Racing | 2:42.612 | 15.968 | 78.348 | 5 | 5 |
| 5 | 400R | 26 | Adrian GORDON | Honda 400 | 2:47.029 | 20.385 | 76.277 | 5 | 5 |
| 6 | 400R | 42 | Brian LOUGHLIN | Kawasaki 400 | 2:47.654 | 21.010 | 75.992 | 5 | 5 |
| 7 | 400R | 28 | Paul GARTLAND | Yamaha 400 - Shay D Racing | 2:48.002 | 21.358 | 75.835 | 2 | 2 |
| 8 | 400R | 23 | Michal DOKOUPIL | Kawasaki 400 - R T & E Racing | 2:49.655 | 23.011 | 75.096 | 2 | 3 |
| 9 | 400R | 67 | Gavin BROWN | Honda 400 - PBR | 2:57.190 | 30.546 | 71.902 | 2 | 2 |
| 10 | 400R | 333 | Warren REEVE | Yamaha 400 - Flexi Patch | 2:57.842 | 31.198 | 71.639 | 3 | 4 |
| 11 | 400R | 140 | Michael HOEY | Honda 400 | 2:59.181 | 32.537 | 71.104 | 4 | 4 |
| 12 | 400R | 57 | Yvonne MONTGOMERY | Kawasaki 400 | 3:01.226 | 34.582 | 70.301 | 4 | 4 |
| 13 | 400R | 70 | Brendan MERRIGAN | Honda 400 | 3:02.820 | 36.176 | 69.688 | 4 | 4 |
| 14 | 400R | 95 | Robert GORDON | Kawasaki 400 | 3:15.687 | 49.043 | 65.106 | 2 | 2 |

Provisional result to be confirmed by the Stewards of the Meeting subject to completion of technical inspections & the time limit for protests

Page 1 / 1

| | | | | | |
|---------------|---------------|------------|---|--------------------|----------------------------|
| Circuit | Clough | Signed |  | Organising Club | Mid Antrim 150 Club |
| Length(miles) | 3.5390 | | Chief Timekeeper | Qualifying Started | 00:00 |
| Weather | Sunny | Issued At: | 15:16 | | |
| Track | Dry | | | | |



MID-ANTRIM 150

250cc & LIGHTWEIGHT

Qualifying

Friday, 01 April 2016

DETAILED RESULT

250cc



Qualifying Classification

Position

1 118 Paul ROBINSON

250R Behind 3.469

Best Time **2:30.113** Best Speed **84.872** On 5 Gp

| Lap | Elapsed Time | Lap Time | Lap Speed |
|-----|--------------|----------|-----------|
| 1 | 3:10.448 | 3:10.448 | 66.897 |
| 2 | 6:01.318 | 2:50.870 | 74.562 |
| 3 | 8:37.457 | 2:36.139 | 81.597 |
| 4 | 11:09.139 | 2:31.682 | 83.994 |
| 5 | 13:39.252 | 2:30.113 | 84.872 |

2 40 Rhys HARDISTY

250R Behind 0.605

Best Time **2:30.718** Best Speed **84.531** On 5 Gp

| Lap | Elapsed Time | Lap Time | Lap Speed |
|-----|--------------|----------|-----------|
| 1 | 3:09.264 | 3:09.264 | 67.315 |
| 2 | 5:48.576 | 2:39.312 | 79.971 |
| 3 | 8:23.844 | 2:35.268 | 82.054 |
| 4 | 10:54.724 | 2:30.880 | 84.441 |
| 5 | 13:25.442 | 2:30.718 | 84.531 |

3 109 Neil KERNOHAN

250R Behind 4.986

Best Time **2:35.099** Best Speed **82.144** On 5 Gp

| Lap | Elapsed Time | Lap Time | Lap Speed |
|-----|--------------|----------|-----------|
| 1 | 3:09.729 | 3:09.729 | 67.151 |
| 2 | 6:00.812 | 2:51.083 | 74.469 |
| 3 | 9:50.491 | 3:49.679 | 55.470 |
| 4 | 12:31.118 | 2:40.627 | 79.317 |
| 5 | 15:06.217 | 2:35.099 | 82.144 |

4 4 Sam DUNLOP

250R Behind 20.826

Best Time **2:50.939** Best Speed **74.532** On 4 Gp

| Lap | Elapsed Time | Lap Time | Lap Speed |
|-----|--------------|----------|-----------|
| 1 | 5:18.821 | 5:18.821 | 39.961 |
| 2 | 8:10.924 | 2:52.103 | 74.028 |
| 3 | 11:05.377 | 2:54.453 | 73.031 |
| 4 | 13:56.316 | 2:50.939 | 74.532 |

250cc

Qualifying Classification

Position

5 25 Bryan HARDING

250R Behind 29.180

Best Time **2:59.293** Best Speed **71.059** On 2 Gp

| Lap | Elapsed Time | Lap Time | Lap Speed |
|-----|--------------|----------|-----------|
| 1 | 3:45.548 | 3:45.548 | 56.486 |
| 2 | 6:44.841 | 2:59.293 | 71.059 |
| 3 | 9:45.880 | 3:01.039 | 70.374 |
| 4 | 12:47.572 | 3:01.692 | 70.121 |

MID-ANTRIM 150

250cc & LIGHTWEIGHT

Qualifying

Friday, 01 April 2016

DETAILED RESULT

Lightweight (400/450)



Qualifying Classification

Position

1 77 Ryan FARQUHAR

400R Behind

Best Time **2:26.644** Best Speed **86.880** On **4** Gp

| Lap | Elapsed Time | Lap Time | Lap Speed |
|-----|--------------|----------|-----------|
| 1 | 2:49.540 | 2:49.540 | 75.147 |
| 2 | 5:22.529 | 2:32.989 | 83.277 |
| 3 | 7:50.499 | 2:27.970 | 86.101 |
| 4 | 10:17.143 | 2:26.644 | 86.880 |
| 5 | 12:45.441 | 2:28.298 | 85.911 |

2 97 Seamus ELLIOTT

400R Behind **1.101**

Best Time **2:27.745** Best Speed **86.232** On **5** Gp

| Lap | Elapsed Time | Lap Time | Lap Speed |
|-----|--------------|----------|-----------|
| 1 | 3:32.108 | 3:32.108 | 60.066 |
| 2 | 6:16.576 | 2:44.468 | 77.464 |
| 3 | 8:48.923 | 2:32.347 | 83.628 |
| 4 | 11:17.823 | 2:28.900 | 85.563 |
| 5 | 13:45.568 | 2:27.745 | 86.232 |

3 117 Alastair BAYLEY

400R Behind **7.403**

Best Time **2:34.047** Best Speed **82.705** On **5** Gp

| Lap | Elapsed Time | Lap Time | Lap Speed |
|-----|--------------|----------|-----------|
| 1 | 3:38.593 | 3:38.593 | 58.284 |
| 2 | 6:19.219 | 2:40.626 | 79.317 |
| 3 | 8:56.498 | 2:37.279 | 81.005 |
| 4 | 11:33.385 | 2:36.887 | 81.207 |
| 5 | 14:07.432 | 2:34.047 | 82.705 |

4 316 Stephen MORRISON

400R Behind **15.968**

Best Time **2:42.612** Best Speed **78.348** On **5** Gp

| Lap | Elapsed Time | Lap Time | Lap Speed |
|-----|--------------|----------|-----------|
| 1 | 3:02.539 | 3:02.539 | 69.795 |
| 2 | 5:47.925 | 2:45.386 | 77.034 |
| 3 | 8:35.386 | 2:47.461 | 76.080 |
| 4 | 11:20.682 | 2:45.296 | 77.076 |
| 5 | 14:03.294 | 2:42.612 | 78.348 |

Lightweight (400/450)

Qualifying Classification

Position

5 26 Adrian GORDON

400R Behind **20.385**

Best Time **2:47.029** Best Speed **76.277** On **5** Gp

| Lap | Elapsed Time | Lap Time | Lap Speed |
|-----|--------------|----------|-----------|
| 1 | 3:35.894 | 3:35.894 | 59.012 |
| 2 | 6:29.830 | 2:53.936 | 73.248 |
| 3 | 9:21.555 | 2:51.725 | 74.191 |
| 4 | 12:11.424 | 2:49.869 | 75.001 |
| 5 | 14:58.453 | 2:47.029 | 76.277 |

6 42 Brian LOUGHLIN

400R Behind **21.010**

Best Time **2:47.654** Best Speed **75.992** On **5** Gp

| Lap | Elapsed Time | Lap Time | Lap Speed |
|-----|--------------|----------|-----------|
| 1 | 3:02.443 | 3:02.443 | 69.832 |
| 2 | 5:56.250 | 2:53.807 | 73.302 |
| 3 | 8:47.806 | 2:51.556 | 74.264 |
| 4 | 11:37.914 | 2:50.108 | 74.896 |
| 5 | 14:25.568 | 2:47.654 | 75.992 |

7 28 Paul GARTLAND

400R Behind **21.358**

Best Time **2:48.002** Best Speed **75.835** On **2** Gp

| Lap | Elapsed Time | Lap Time | Lap Speed |
|-----|--------------|----------|-----------|
| 1 | 2:59.629 | 2:59.629 | 70.926 |
| 2 | 5:47.631 | 2:48.002 | 75.835 |

8 23 Michal DOKOUPIL

400R Behind **23.011**

Best Time **2:49.655** Best Speed **75.096** On **2** Gp

| Lap | Elapsed Time | Lap Time | Lap Speed |
|-----|--------------|----------|-----------|
| 1 | 3:40.991 | 3:40.991 | 57.651 |
| 2 | 6:30.646 | 2:49.655 | 75.096 |
| 3 | 9:22.638 | 2:51.992 | 74.076 |

9 67 Gavin BROWN

400R Behind **30.546**

Best Time **2:57.190** Best Speed **71.902** On **2** Gp

| Lap | Elapsed Time | Lap Time | Lap Speed |
|-----|--------------|----------|-----------|
| 1 | 3:06.540 | 3:06.540 | 68.298 |
| 2 | 6:03.730 | 2:57.190 | 71.902 |

MID-ANTRIM 150

250cc & LIGHTWEIGHT

Qualifying

Friday, 01 April 2016

DETAILED RESULT

Lightweight (400/450)



Qualifying Classification

Position

10 333 Warren REEVE

400R Behind 31.198

Best Time 2:57.842 Best Speed 71.639 On 3 Gp

| Lap | Elapsed Time | Lap Time | Lap Speed |
|-----|--------------|----------|-----------|
| 1 | 3:57.722 | 3:57.722 | 53.594 |
| 2 | 7:07.290 | 3:09.568 | 67.208 |
| 3 | 10:05.132 | 2:57.842 | 71.639 |
| 4 | 13:06.825 | 3:01.693 | 70.120 |

11 140 Michael HOEY

400R Behind 32.537

Best Time 2:59.181 Best Speed 71.104 On 4 Gp

| Lap | Elapsed Time | Lap Time | Lap Speed |
|-----|--------------|----------|-----------|
| 1 | 3:56.062 | 3:56.062 | 53.971 |
| 2 | 6:59.403 | 3:03.341 | 69.490 |
| 3 | 10:01.912 | 3:02.509 | 69.807 |
| 4 | 13:01.093 | 2:59.181 | 71.104 |

12 57 Yvonne MONTGOMERY

400R Behind 34.582

Best Time 3:01.226 Best Speed 70.301 On 4 Gp

| Lap | Elapsed Time | Lap Time | Lap Speed |
|-----|--------------|----------|-----------|
| 1 | 3:38.466 | 3:38.466 | 58.318 |
| 2 | 6:44.150 | 3:05.684 | 68.613 |
| 3 | 9:51.287 | 3:07.137 | 68.081 |
| 4 | 12:52.513 | 3:01.226 | 70.301 |

13 70 Brendan MERRIGAN

400R Behind 36.176

Best Time 3:02.820 Best Speed 69.688 On 4 Gp

| Lap | Elapsed Time | Lap Time | Lap Speed |
|-----|--------------|----------|-----------|
| 1 | 4:03.771 | 4:03.771 | 52.264 |
| 2 | 7:25.273 | 3:21.502 | 63.227 |
| 3 | 10:33.798 | 3:08.525 | 67.579 |
| 4 | 13:36.618 | 3:02.820 | 69.688 |

14 95 Robert GORDON

400R Behind 49.043

Best Time 3:15.687 Best Speed 65.106 On 2 Gp

| Lap | Elapsed Time | Lap Time | Lap Speed |
|-----|--------------|----------|-----------|
| 1 | 9:18.182 | 9:18.182 | 22.825 |
| 2 | 12:33.869 | 3:15.687 | 65.106 |

JFM HAULAGE MID-ANTRIM 150

250cc & LIGHTWEIGHT (400/450)


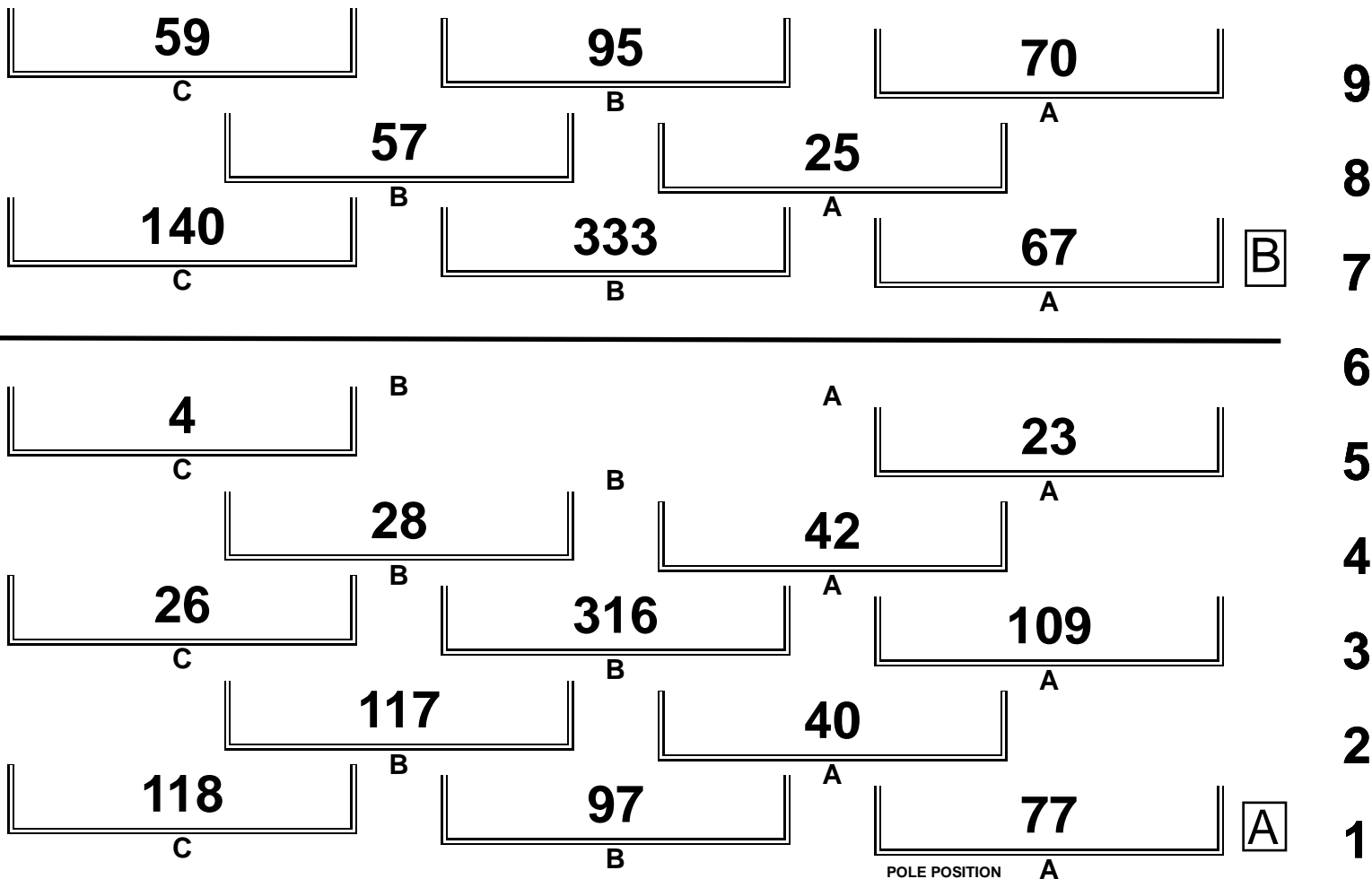
Clough 3.539 miles

R2: Robert Logan Hardware 250cc & Lightweight

01/04/2016 17:00

Race (7 Laps)

250cc & LIGHTWEIGHT (400/450)



Promoted by Mid Antrim 150 Motorcycle Club

Orbits

Provisional result to be confirmed by the Stewards of the Meeting subject to the completion of technical inspections and the time limit for protests.

MCUI (Ulster Centre) Timing @ www.elaps-timing.com



Ride on
Delta
Seven

JFM HAULAGE MID-ANTRIM 150

250cc & LIGHTWEIGHT

Race 3 - Robert Logan Hardware Lightweight (250cc & 400/450)

Saturday, 02 April 2016



| Pos | Class | No | Name | Machine / Sponsor | Gp | Lap | Total Time | Behind | Speed | -----Best Lap----- | | |
|----------------------------|-------|-----|---------------|----------------------|----|-----|------------|--------|--------|--------------------|--------|----|
| | | | | | | | | | | Time | Speed | On |
| Race Classification | | | | | | | | | | | | |
| 1 | 250R | 109 | Neil KERNOHAN | Honda - Logan Racing | a | 3 | 7:00.332 | | 90.931 | 2:15.697 | 93.889 | 3 |
| 2 | 250R | 118 | Paul ROBINSON | Honda - CB Racing | a | 3 | 7:04.020 | 3.688 | 90.140 | 2:18.013 | 92.313 | 3 |
| 3 | 250R | 40 | Rhys HARDISTY | Yamaha | a | 3 | 7:04.145 | 3.813 | 90.114 | 2:19.530 | 91.309 | 3 |
| 4 | 250R | 4 | Sam DUNLOP | Honda - CB Racing | a | 3 | 7:44.145 | 43.813 | 82.348 | 2:31.684 | 83.993 | 2 |
| 5 | 250R | 25 | Bryan HARDING | Honda | b | 3 | 7:48.698 | 48.366 | 81.548 | 2:31.034 | 84.355 | 2 |

| Fastest Lap | | | | | | | | | | | | |
|--------------------|------|-----|---------------|----------------------|--|--|--|--|--|----------|--------|---|
| | 250R | 109 | Neil KERNOHAN | Honda - Logan Racing | | | | | | 2:15.697 | 93.889 | 3 |

Red flag after leaders completed 3 laps - result declared - Half points towards championships


| Pos | Class | No | Name | Machine / Sponsor | Gp | Lap | Total Time | Behind | Speed | -----Best Lap----- | | |
|----------------------------|-------|----|-------------------|----------------------------|----|-----|------------|--------|--------|--------------------|--------|----|
| | | | | | | | | | | Time | Speed | On |
| Race Classification | | | | | | | | | | | | |
| 1 | 400R | 77 | Ryan FARQUHAR | Kawasaki 450 - SGS / KMR | a | 3 | 7:04.856 | | 89.963 | 2:18.913 | 91.715 | 3 |
| 2 | 400R | 65 | Michael SWEENEY | Yamaha 400 | a | 3 | 7:14.061 | 9.205 | 88.055 | 2:20.242 | 90.846 | 3 |
| 3 | 400R | 28 | Paul GARTLAND | Yamaha 400 - Shay D Racing | a | 3 | 7:26.868 | 22.012 | 85.531 | 2:24.501 | 88.168 | 2 |
| 4 | 400R | 26 | Adrian GORDON | Honda 400 | a | 3 | 7:54.165 | 49.309 | 80.607 | 2:32.482 | 83.553 | 2 |
| 5 | 400R | 57 | Yvonne MONTGOMERY | Kawasaki 400 | b | 2 | 5:22.597 | 1 Lap | 78.986 | 2:36.668 | 81.321 | 2 |
| 6 | 400R | 70 | Brendan MERRIGAN | Honda 400 | b | 2 | 5:23.255 | 0.658 | 78.826 | 2:36.537 | 81.389 | 2 |

| Fastest Lap | | | | | | | | | | | | |
|--------------------|------|----|---------------|--------------------------|--|--|--|--|--|----------|--------|---|
| | 400R | 77 | Ryan FARQUHAR | Kawasaki 450 - SGS / KMR | | | | | | 2:18.913 | 91.715 | 3 |

| Not Classified | | | | | | | | | | | | |
|-----------------------|------|----|----------------|--------------|---|---|----------|--|--------|----------|--------|---|
| DNF | 400R | 97 | Seamus ELLIOTT | Yamaha 400 | a | 2 | 4:48.239 | | 88.402 | 2:22.784 | 89.228 | 2 |
| DNF | 400R | 42 | Brian LOUGHLIN | Kawasaki 400 | a | 2 | 5:11.133 | | 81.897 | 2:31.236 | 84.242 | 2 |

Red flag after leaders completed 3 laps - result declared - Half points towards championships

Provisional result to be confirmed by the Stewards of the Meeting subject to completion of technical inspections & the time limit for protests

| | | | | | |
|---------------|---------------|------------|---|------------------|----------------------------|
| Circuit | Clough | Signed |  | Organising Club | Mid Antrim 150 Club |
| Length(miles) | 3.5390 | | Chief Timekeeper | Race Started | 13:12 |
| Weather | Cloudy | Issued At: | 13:35 | Gp Time Diff - b | 26.60 |
| Track | Dry | | | | |



JFM HAULAGE MID-ANTRIM 150

250cc & LIGHTWEIGHT

Race 3 - Robert Logan Hardware Lightweight (250cc & 400/450)

Saturday, 02 April 2016

DETAILED RESULT



250cc

Race Classification

1 109 Neil KERNOHAN

Total Time **7:00.332** Avg Speed **90.931** Behind
Best Time **2:15.697** Best Speed **93.889** On **3** Gp **a**

| Lap | Elapsed Time | Lap Time | Lap Speed |
|-----|--------------|----------|-----------|
| 1 | 2:26.607 | 2:26.607 | 86.902 |
| 2 | 4:44.635 | 2:18.028 | 92.303 |
| 3 | 7:00.332 | 2:15.697 | 93.889 |

2 118 Paul ROBINSON

Total Time **7:04.020** Avg Speed **90.140** Behind **3.688**
Best Time **2:18.013** Best Speed **92.313** On **3** Gp **a**

| Lap | Elapsed Time | Lap Time | Lap Speed |
|-----|--------------|----------|-----------|
| 1 | 2:27.870 | 2:27.870 | 86.159 |
| 2 | 4:46.007 | 2:18.137 | 92.230 |
| 3 | 7:04.020 | 2:18.013 | 92.313 |

3 40 Rhys HARDISTY

Total Time **7:04.145** Avg Speed **90.114** Behind **3.813**
Best Time **2:19.530** Best Speed **91.309** On **3** Gp **a**

| Lap | Elapsed Time | Lap Time | Lap Speed |
|-----|--------------|----------|-----------|
| 1 | 2:24.780 | 2:24.780 | 87.998 |
| 2 | 4:44.615 | 2:19.835 | 91.110 |
| 3 | 7:04.145 | 2:19.530 | 91.309 |

4 4 Sam DUNLOP

Total Time **7:44.145** Avg Speed **82.348** Behind **43.813**
Best Time **2:31.684** Best Speed **83.993** On **2** Gp **a**

| Lap | Elapsed Time | Lap Time | Lap Speed |
|-----|--------------|----------|-----------|
| 1 | 2:38.790 | 2:38.790 | 80.234 |
| 2 | 5:10.474 | 2:31.684 | 83.993 |
| 3 | 7:44.145 | 2:33.671 | 82.907 |

5 25 Bryan HARDING

Total Time **7:48.698** Avg Speed **81.548** Behind **48.366**
Best Time **2:31.034** Best Speed **84.355** On **2** Gp **b**

| Lap | Elapsed Time | Lap Time | Lap Speed |
|-----|--------------|----------|-----------|
| 1 | 2:39.110 | 2:39.110 | 80.073 |
| 2 | 5:10.144 | 2:31.034 | 84.355 |
| 3 | 7:48.698 | 2:38.554 | 80.354 |

JFM HAULAGE MID-ANTRIM 150

250cc & LIGHTWEIGHT

Race 3 - Robert Logan Hardware Lightweight (250cc & 400/450)

Saturday, 02 April 2016

DETAILED RESULT



Lightweight (400/450)

Race Classification

1 77 Ryan FARQUHAR

Total Time **7:04.856** Avg Speed **89.963** Behind
Best Time **2:18.913** Best Speed **91.715** On **3** Gp **a**

| Lap | Elapsed Time | Lap Time | Lap Speed |
|-----|--------------|----------|-----------|
| 1 | 2:26.789 | 2:26.789 | 86.794 |
| 2 | 4:45.943 | 2:19.154 | 91.556 |
| 3 | 7:04.856 | 2:18.913 | 91.715 |

2 65 Michael SWEENEY

Total Time **7:14.061** Avg Speed **88.055** Behind **9.205**
Best Time **2:20.242** Best Speed **90.846** On **3** Gp **a**

| Lap | Elapsed Time | Lap Time | Lap Speed |
|-----|--------------|----------|-----------|
| 1 | 2:33.446 | 2:33.446 | 83.029 |
| 2 | 4:53.819 | 2:20.373 | 90.761 |
| 3 | 7:14.061 | 2:20.242 | 90.846 |

3 28 Paul GARTLAND

Total Time **7:26.868** Avg Speed **85.531** Behind **22.012**
Best Time **2:24.501** Best Speed **88.168** On **2** Gp **a**

| Lap | Elapsed Time | Lap Time | Lap Speed |
|-----|--------------|----------|-----------|
| 1 | 2:33.981 | 2:33.981 | 82.740 |
| 2 | 4:58.482 | 2:24.501 | 88.168 |
| 3 | 7:26.868 | 2:28.386 | 85.860 |

4 26 Adrian GORDON

Total Time **7:54.165** Avg Speed **80.607** Behind **49.309**
Best Time **2:32.482** Best Speed **83.553** On **2** Gp **a**

| Lap | Elapsed Time | Lap Time | Lap Speed |
|-----|--------------|----------|-----------|
| 1 | 2:41.518 | 2:41.518 | 78.879 |
| 2 | 5:14.000 | 2:32.482 | 83.553 |
| 3 | 7:54.165 | 2:40.165 | 79.545 |

5 57 Yvonne MONTGOMERY

Total Time **5:22.597** Avg Speed **78.986** Behind **1 Lap**
Best Time **2:36.668** Best Speed **81.321** On **2** Gp **b**

| Lap | Elapsed Time | Lap Time | Lap Speed |
|-----|--------------|----------|-----------|
| 1 | 2:45.929 | 2:45.929 | 76.782 |
| 2 | 5:22.597 | 2:36.668 | 81.321 |

Lightweight (400/450)

Race Classification

6 70 Brendan MERRIGAN

Total Time **5:23.255** Avg Speed **78.826** Behind **0.658**
Best Time **2:36.537** Best Speed **81.389** On **2** Gp **b**

| Lap | Elapsed Time | Lap Time | Lap Speed |
|-----|--------------|----------|-----------|
| 1 | 2:46.718 | 2:46.718 | 76.419 |
| 2 | 5:23.255 | 2:36.537 | 81.389 |

Not Classified

DNF 97 Seamus ELLIOTT

Total Time **4:48.239** Avg Speed **88.402** Behind
Best Time **2:22.784** Best Speed **89.228** On **2** Gp **a**

| Lap | Elapsed Time | Lap Time | Lap Speed |
|-----|--------------|----------|-----------|
| 1 | 2:25.455 | 2:25.455 | 87.590 |
| 2 | 4:48.239 | 2:22.784 | 89.228 |

DNF 42 Brian LOUGHLIN

Total Time **5:11.133** Avg Speed **81.897** Behind
Best Time **2:31.236** Best Speed **84.242** On **2** Gp **a**

| Lap | Elapsed Time | Lap Time | Lap Speed |
|-----|--------------|----------|-----------|
| 1 | 2:39.897 | 2:39.897 | 79.679 |
| 2 | 5:11.133 | 2:31.236 | 84.242 |

JFM HAULAGE MID-ANTRIM 150

250cc & LIGHTWEIGHT

Race 3 - Robert Logan Hardware Lightweight (250cc & 400/450)

LAP CHART



1

| No | Name | Gp | Time of Day | Lap Time |
|-----|-------------------|----|--------------|----------|
| 40 | Rhys HARDISTY | a | 13:14:57.027 | 2:24.780 |
| 97 | Seamus ELLIOTT | a | 13:14:57.702 | 2:25.455 |
| 109 | Neil KERNOHAN | a | 13:14:58.854 | 2:26.607 |
| 77 | Ryan FARQUHAR | a | 13:14:59.036 | 2:26.789 |
| 118 | Paul ROBINSON | a | 13:15:00.117 | 2:27.870 |
| 65 | Michael SWEENEY | a | 13:15:05.693 | 2:33.446 |
| 28 | Paul GARTLAND | a | 13:15:06.228 | 2:33.981 |
| 4 | Sam DUNLOP | a | 13:15:11.037 | 2:38.790 |
| 42 | Brian LOUGHLIN | a | 13:15:12.144 | 2:39.897 |
| 26 | Adrian GORDON | a | 13:15:13.765 | 2:41.518 |
| 25 | Bryan HARDING | b | 13:15:37.957 | 2:39.110 |
| 57 | Yvonne MONTGOMERY | b | 13:15:44.776 | 2:45.929 |
| 70 | Brendan MERRIGAN | b | 13:15:45.565 | 2:46.718 |

2

| No | Name | Gp | Time of Day | Lap Time |
|-----|-------------------|----|--------------|----------|
| 40 | Rhys HARDISTY | a | 13:17:16.862 | 2:19.835 |
| 109 | Neil KERNOHAN | a | 13:17:16.882 | 2:18.028 |
| 77 | Ryan FARQUHAR | a | 13:17:18.190 | 2:19.154 |
| 118 | Paul ROBINSON | a | 13:17:18.254 | 2:18.137 |
| 97 | Seamus ELLIOTT | a | 13:17:20.486 | 2:22.784 |
| 65 | Michael SWEENEY | a | 13:17:26.066 | 2:20.373 |
| 28 | Paul GARTLAND | a | 13:17:30.729 | 2:24.501 |
| 4 | Sam DUNLOP | a | 13:17:42.721 | 2:31.684 |
| 42 | Brian LOUGHLIN | a | 13:17:43.380 | 2:31.236 |
| 26 | Adrian GORDON | a | 13:17:46.247 | 2:32.482 |
| 25 | Bryan HARDING | b | 13:18:08.991 | 2:31.034 |
| 57 | Yvonne MONTGOMERY | b | 13:18:21.444 | 2:36.668 |
| 70 | Brendan MERRIGAN | b | 13:18:22.102 | 2:36.537 |

3

| No | Name | Gp | Time of Day | Lap Time |
|-----|-----------------|----|--------------|----------|
| 109 | Neil KERNOHAN | a | 13:19:32.579 | 2:15.697 |
| 118 | Paul ROBINSON | a | 13:19:36.267 | 2:18.013 |
| 40 | Rhys HARDISTY | a | 13:19:36.392 | 2:19.530 |
| 77 | Ryan FARQUHAR | a | 13:19:37.103 | 2:18.913 |
| 65 | Michael SWEENEY | a | 13:19:46.308 | 2:20.242 |
| 28 | Paul GARTLAND | a | 13:19:59.115 | 2:28.386 |
| 4 | Sam DUNLOP | a | 13:20:16.392 | 2:33.671 |
| 26 | Adrian GORDON | a | 13:20:26.412 | 2:40.165 |
| 25 | Bryan HARDING | b | 13:20:47.545 | 2:38.554 |

ROAD RACE - IRISH 250GP

2016

| | | | | | #1 | |
|-----|-----|---------------|-------|------|-----|-----|
| Pos | No. | Name | Total | Diff | Gap | R1 |
| 1 | 109 | Neil KERNOHAN | 12.5 | 0 | 0 | 2.5 |
| 2 | 118 | Paul ROBINSON | 10 | 2.5 | 2.5 | 10 |
| 3 | 40 | Rhys HARDISTY | 8 | 4.5 | 2 | 8 |
| 4 | 4 | Sam DUNLOP | 6.5 | 6 | 1.5 | 6.5 |
| 5 | 25 | Bryan HARDING | 5.5 | 7 | 1 | 5.5 |

Event Legend

#1 01/04/2016 JFM HAULAGE MID-ANTRIM 150

Championship Standings of ROAD RACE - IRISH LIGHTWEIGHT (400/450) Printed:: 03/04/2016 19:53:47

ROAD RACE - IRISH LIGHTWEIGHT (400/450)

2016

| | | | | | #1 | |
|-----|-----|-------------------|-------|------|-----|-----|
| Pos | No. | Name | Total | Diff | Gap | R1 |
| 1 | 77 | Ryan FARQUHAR | 12.5 | 0 | 0 | 2.5 |
| 2 | 65 | Michael SWEENEY | 10 | 2.5 | 2.5 | 10 |
| 3 | 28 | Paul GARTLAND | 8 | 4.5 | 2 | 8 |
| 4 | 26 | Adrian GORDON | 6.5 | 6 | 1.5 | 6.5 |
| 5 | 57 | Yvonne MONTGOMERY | 5.5 | 7 | 1 | 5.5 |
| 6 | 70 | Brendan MERRIGAN | 5 | 7.5 | 0.5 | 5 |

Event Legend

#1 01/04/2016 JFM HAULAGE MID-ANTRIM 150

ROAD RACE - ULSTER 250GP

2016

| | | | | | #1 | |
|-----|-----|---------------|-------|------|-----|-----|
| Pos | No. | Name | Total | Diff | Gap | R1 |
| 1 | 109 | Neil KERNOHAN | 12.5 | 0 | 0 | 2.5 |
| 2 | 118 | Paul ROBINSON | 10 | 2.5 | 2.5 | 10 |
| 3 | 40 | Rhys HARDISTY | 8 | 4.5 | 2 | 8 |
| 4 | 4 | Sam DUNLOP | 6.5 | 6 | 1.5 | 6.5 |
| 5 | 25 | Bryan HARDING | 5.5 | 7 | 1 | 5.5 |

Event Legend

#1 01/04/2016 JFM HAULAGE MID-ANTRIM 150

Championship Standings of ROAD RACE - ULSTER LIGHTWEIGHT (400/450)Printed:: 03/04/2016 20:14:31

ROAD RACE - ULSTER LIGHTWEIGHT (400/450)

2016

| | | | | | #1 | |
|-----|-----|-------------------|-------|------|-----|-----|
| Pos | No. | Name | Total | Diff | Gap | R1 |
| 1 | 77 | Ryan FARQUHAR | 12.5 | 0 | 0 | 2.5 |
| 2 | 65 | Michael SWEENEY | 10 | 2.5 | 2.5 | 10 |
| 3 | 28 | Paul GARTLAND | 8 | 4.5 | 2 | 8 |
| 4 | 26 | Adrian GORDON | 6.5 | 6 | 1.5 | 6.5 |
| 5 | 57 | Yvonne MONTGOMERY | 5.5 | 7 | 1 | 5.5 |
| 6 | 70 | Brendan MERRIGAN | 5 | 7.5 | 0.5 | 5 |

Event Legend

#1 01/04/2016 JFM HAULAGE MID-ANTRIM 150