

JFM
HAULAGE
MID-ANTRIM 150

Friday 1st & Saturday 2nd April 2016

promoted by Mid-Antrim 150 Motorcycle Club
www.midantrim150.co.uk

**PATTON'S BAR & RESTAURANT,
CLOUGHMILLS
JUNIOR CLASSIC**



**Mid & East
Antrim**
Borough Council

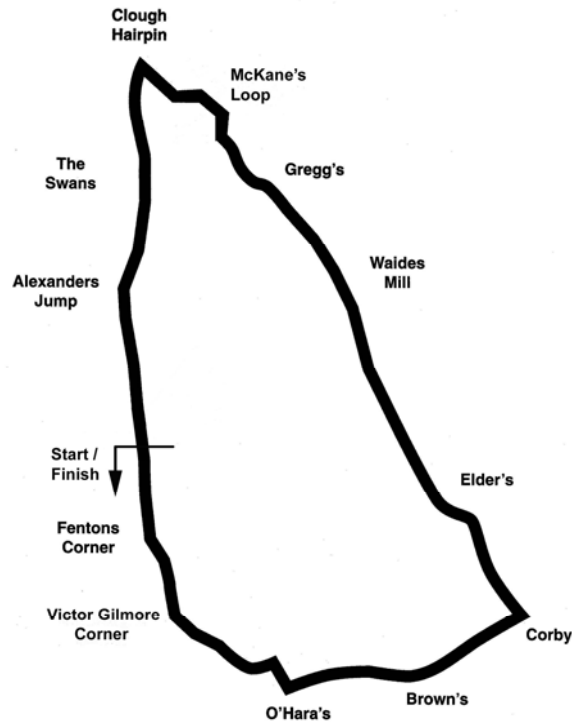


tourism
northernireland



Year of Food
& Drink 2016

Clough Circuit 3.539 miles



Lap Records

Class	Rider	Machine	m	s	mph	Year
125cc	Darran Lindsay	Honda	2	10.429	97.681	2004
Moto 3	Barry Davidson	Honda 250	2	18.049	92.289	2012
Moto 450	Seamus Elliott	Yamaha	2	11.365	96.985	2013
250cc	Darran Lindsay	Honda	2	02.895	103.669	2004
Supersport 400	Gavin Lupton	Honda	2	11.415	96.948	2013
Supertwin	Jamie Hamilton	Kawasaki	2	03.795	102.915	2013
Supersport	Seamus Elliott	Yamaha	1	57.616	108.322	2013
Superbike	Derek Sheils	Kawasaki	1	54.565	111.207	2013
Senior Support	Mark Hanna	Triumph 675	2	06.558	100.668	2013
Junior Support	Connor Behan	Kawasaki 650	2	06.252	100.912	2013
Classic 1000cc	Robert McCrum	Weslake 950	2	15.835	93.793	2013
Classic 500cc	Neill McWhirter	Norton	2	20.788	90.494	2010
Classic 350cc	Paul Coward	Honda	2	24.437	88.207	2004
Classic 250cc	Geoff McMullan	Suzuki	2	34.01	82.724	2003

MOST WINS at MID-ANTRIM 150

Ryan Farquhar	27	2003 - 12
Ray McCullough	15	1965 - 79
Joey Dunlop	15	1975 - 95
Brian Reid	14	1980 - 93
Robert Dunlop	14	1982 - 07
Adrian Archibald	10	1999 - 02
Phillip McCallen	8	1988 - 92
Sam McClements	7	1980 - 89
Darran Lindsay	7	2002 - 06
Neill McWhirter	7	1991 - 10

ALL TIME IRISH ROAD RACE WINNERS (after Killalane Road Race 2015)

Most Wins at All Irish Road Race Meetings

Ryan Farquhar	206	1995-15
Joey Dunlop	156	1971-00
Robert Dunlop	135	1980-08
William Dunlop	112	2005-15
Ray McCullough	109	1960-82
Phillip McCallen	109	1987-99
Michael Dunlop	92	2006-15
Brian Reid	78	1980-94
Darran Lindsay	74	1999-06
James Courtney	66	1992-99

MID-ANTRIM 150

CLASSIC 250cc/350cc

Qualifying


Friday, 01 April 2016



Pos	Class	No	Name	Machine / Sponsor	----- Best Lap -----			Laps	
					Time	Behind	Speed		
Qualifying Classification									
1	C350	40	Barry DAVIDSON	Honda 349 - Dempster Racing	2:40.811		79.226	4	5
2	C350	6	Allan BREW	Drixton Aermacchi 349 - M & D Jacobs	2:51.723	10.912	74.192	4	5
3	C350	55	Jonathan DORAN	Honda 350	2:59.427	18.616	71.006	4	4
4	C250	87	Brian MATEER	Honda 198 - Dempster Racing	3:04.140	23.329	69.189	4	5
5	C250	20	Gary HUTTON	Honda 198 - Dempster Racing	3:04.899	24.088	68.905	5	5
6	C250	18	Thomas HOGG	Honda 250	3:11.003	30.192	66.703	4	5
7	C250	76	Philip SHAW	Suzuki 250	3:11.304	30.493	66.598	4	5
8	C350	8	Richard MORTIMER	Honda 350 - DMS	3:12.408	31.597	66.216	4	5
9	C350	63	Ian THOMPSON (R)	Honda 350 - MB	3:17.261	36.450	64.587	2	5
10	C350	24	George STINSON	Honda 350	3:17.318	36.507	64.568	5	5
12	C350	32	Stuart ROBINSON	Seeley Gold Star 348	3:22.955	42.144	62.775	5	5
11	C250	47	Davie BLACK	Suzuki 250	3:22.953	42.142	62.775	5	5
13	C250	69	Allen GIBSON	Suzuki 250	4:09.320	1:28.509	51.101	3	4

Provisional result to be confirmed by the Stewards of the Meeting subject to completion of technical inspections & the time limit for protests

Page 1 / 1

Circuit	Clough	Signed		Organising Club	Mid Antrim 150 Club
Length(miles)	3.5390		Chief Timekeeper	Qualifying Started	00:00
Weather	Light Rain	Issued At:	16:33		
Track	Wet				

MID-ANTRIM 150

CLASSIC 250cc/350cc

Qualifying

Friday, 01 April 2016

DETAILED RESULT



Qualifying Classification

Position

1 40 Barry DAVIDSON

C350			Behind		
Best Time	2:40.811	Best Speed	79.226	On	4 Gp
<i>Lap</i>	<i>Elapsed Time</i>	<i>Lap Time</i>	<i>Lap Speed</i>		
1	3:53.852	3:53.852	54.481		
2	6:46.109	2:52.257	73.962		
3	9:32.506	2:46.397	76.566		
4	12:13.317	2:40.811	79.226		
5	14:55.424	2:42.107	78.593		

2 6 Allan BREW

C350			Behind		10.912
Best Time	2:51.723	Best Speed	74.192	On	4 Gp
<i>Lap</i>	<i>Elapsed Time</i>	<i>Lap Time</i>	<i>Lap Speed</i>		
1	3:45.029	3:45.029	56.617		
2	6:47.524	3:02.495	69.812		
3	9:44.856	2:57.332	71.845		
4	12:36.579	2:51.723	74.192		
5	15:29.564	2:52.985	73.650		

3 55 Jonathan DORAN

C350			Behind		18.616
Best Time	2:59.427	Best Speed	71.006	On	4 Gp
<i>Lap</i>	<i>Elapsed Time</i>	<i>Lap Time</i>	<i>Lap Speed</i>		
1	4:02.526	4:02.526	52.532		
2	7:15.780	3:13.254	65.926		
3	10:16.181	3:00.401	70.623		
4	13:15.608	2:59.427	71.006		

4 87 Brian MATEER

C250			Behind		23.329
Best Time	3:04.140	Best Speed	69.189	On	4 Gp
<i>Lap</i>	<i>Elapsed Time</i>	<i>Lap Time</i>	<i>Lap Speed</i>		
1	3:58.214	3:58.214	53.483		
2	7:09.422	3:11.208	66.631		
3	10:15.128	3:05.706	68.605		
4	13:19.268	3:04.140	69.189		
5	16:27.684	3:08.416	67.618		

Qualifying Classification

Position

5 20 Gary HUTTON

C250			Behind		24.088
Best Time	3:04.899	Best Speed	68.905	On	5 Gp
<i>Lap</i>	<i>Elapsed Time</i>	<i>Lap Time</i>	<i>Lap Speed</i>		
1	3:29.478	3:29.478	60.820		
2	6:41.780	3:12.302	66.252		
3	9:50.321	3:08.541	67.574		
4	12:56.043	3:05.722	68.599		
5	16:00.942	3:04.899	68.905		

6 18 Thomas HOGG

C250			Behind		30.192
Best Time	3:11.003	Best Speed	66.703	On	4 Gp
<i>Lap</i>	<i>Elapsed Time</i>	<i>Lap Time</i>	<i>Lap Speed</i>		
1	4:18.092	4:18.092	49.364		
2	7:40.222	3:22.130	63.031		
3	10:52.958	3:12.736	66.103		
4	14:03.961	3:11.003	66.703		
5	17:16.406	3:12.445	66.203		

7 76 Philip SHAW

C250			Behind		30.493
Best Time	3:11.304	Best Speed	66.598	On	4 Gp
<i>Lap</i>	<i>Elapsed Time</i>	<i>Lap Time</i>	<i>Lap Speed</i>		
1	4:16.329	4:16.329	49.703		
2	7:38.110	3:21.781	63.140		
3	10:50.864	3:12.754	66.097		
4	14:02.168	3:11.304	66.598		
5	17:15.011	3:12.843	66.066		

8 8 Richard MORTIMER

C350			Behind		31.597
Best Time	3:12.408	Best Speed	66.216	On	4 Gp
<i>Lap</i>	<i>Elapsed Time</i>	<i>Lap Time</i>	<i>Lap Speed</i>		
1	3:46.444	3:46.444	56.263		
2	7:01.829	3:15.385	65.207		
3	10:15.777	3:13.948	65.690		
4	13:28.185	3:12.408	66.216		
5	16:52.885	3:24.700	62.239		

MID-ANTRIM 150

CLASSIC 250cc/350cc

Qualifying

Friday, 01 April 2016

DETAILED RESULT



Qualifying Classification

Position

9

63 Ian THOMPSON (R)

C350 Behind **36.450**

Best Time **3:17.261** Best Speed **64.587** On **2** Gp

Lap	Elapsed Time	Lap Time	Lap Speed
1	3:57.655	3:57.655	53.609
2	7:14.916	3:17.261	64.587
3	10:36.162	3:21.246	63.308
4	13:57.711	3:21.549	63.212
5	17:21.150	3:23.439	62.625

Qualifying Classification

Position

13

69 Allen GIBSON

C250 Behind **1:28.509**

Best Time **4:09.320** Best Speed **51.101** On **3** Gp

Lap	Elapsed Time	Lap Time	Lap Speed
1	5:49.999	5:49.999	36.401
2	10:11.609	4:21.610	48.700
3	14:20.929	4:09.320	51.101
4	18:36.723	4:15.794	49.807

10

24 George STINSON

C350 Behind **36.507**

Best Time **3:17.318** Best Speed **64.568** On **5** Gp

Lap	Elapsed Time	Lap Time	Lap Speed
1	4:01.065	4:01.065	52.850
2	7:38.889	3:37.824	58.489
3	11:11.557	3:32.668	59.907
4	14:35.470	3:23.913	62.480
5	17:52.788	3:17.318	64.568

11

47 Davie BLACK

C250 Behind **42.142**

Best Time **3:22.953** Best Speed **62.775** On **5** Gp

Lap	Elapsed Time	Lap Time	Lap Speed
1	4:10.886	4:10.886	50.782
2	7:50.247	3:39.361	58.080
3	11:21.653	3:31.406	60.265
4	14:46.479	3:24.826	62.201
5	18:09.432	3:22.953	62.775

12

32 Stuart ROBINSON

C350 Behind **42.144**

Best Time **3:22.955** Best Speed **62.775** On **5** Gp

Lap	Elapsed Time	Lap Time	Lap Speed
1	4:05.178	4:05.178	51.964
2	7:42.221	3:37.043	58.700
3	11:13.404	3:31.183	60.329
4	14:37.819	3:24.415	62.326
5	18:00.774	3:22.955	62.775

JFM HAULAGE MID-ANTRIM 150

CLASSIC 250cc/350cc

Race 2 - Patton's Bar & Restaurant Junior Classic

Saturday, 02 April 2016



Pos	Class	No	Name	Machine / Sponsor	Gp	Lap	Total Time	Behind	Speed	-----Best Lap-----		
										Time	Speed	On
Race Classification												
1	C350	40	Barry DAVIDSON	Honda 349 - Dempster Racing	a	4	10:36.768		80.032	2:37.550	80.866	2
2	C350	2	Freddie STEWART	Honda 350	b	4	11:25.128	48.360	74.383	2:48.717	75.513	4
3	C250	76	Philip SHAW	Suzuki 250	a	4	11:26.657	49.889	74.217	2:48.291	75.705	4
4	C250	87	Brian MATEER	Suzuki 250	a	4	11:29.348	52.580	73.927	2:48.312	75.695	4
5	C350	55	Jonathan DORAN	Honda 350	a	4	11:33.404	56.636	73.495	2:50.984	74.512	4
6	C250	20	Gary HUTTON	Honda 198 - Dempster Racing	a	4	11:55.348	1:18.580	71.240	2:55.026	72.791	4
7	C250	18	Thomas HOGG	Honda 250	a	4	12:00.108	1:23.340	70.769	2:54.532	72.998	4
8	C350	63	Ian THOMPSON (R)	Honda 350 - MB	b	4	12:09.760	1:32.992	69.833	2:58.875	71.225	4
9	C250	43	Alex McVICKER	Honda 250 - John Ennis	b	4	12:13.139	1:36.371	69.512	2:57.754	71.674	4
10	C350	32	Stuart ROBINSON	Seeley Gold Star 348	b	4	12:33.511	1:56.743	67.632	3:04.313	69.124	4
11	C350	8	Richard MORTIMER	Honda 350 - DMS	a	4	12:46.410	2:09.642	66.494	2:59.358	71.033	4
12	C250	47	Davie BLACK	Suzuki 250	b	4	12:57.545	2:20.777	65.542	3:12.634	66.138	3

Fastest Lap


C350	40	Barry DAVIDSON	Honda 349 - Dempster Racing							2:37.550	80.866	2
------	----	----------------	-----------------------------	--	--	--	--	--	--	----------	--------	---

Not Classified

DNF	C350	6	Allan BREW	Drixton Aermacchi 349 - M & D Jacobs	a	3	8:17.572		76.815	2:42.771	78.272	2
------------	------	---	------------	--------------------------------------	---	---	----------	--	--------	----------	--------	---

Provisional result to be confirmed by the Stewards of the Meeting subject to completion of technical inspections & the time limit for protests

Page 1 / 1

Circuit	Clough	Signed		Organising Club	Mid Antrim 150 Club
Length(miles)	3.5390	Chief Timekeeper		Race Started	12:28
Weather	Cloudy			Issued At:	12:47
Track	Damp				



JFM HAULAGE MID-ANTRIM 150

CLASSIC 250cc/350cc

Race 2 - Patton's Bar & Restaurant Junior Classic

Saturday, 02 April 2016

DETAILED RESULT



Race Classification

1 40 Barry DAVIDSON

Total Time **10:36.768** Avg Speed **80.032** Behind
Best Time **2:37.550** Best Speed **80.866** On **2** Gp **a**

Lap	Elapsed Time	Lap Time	Lap Speed
1	2:42.252	2:42.252	78.522
2	5:19.802	2:37.550	80.866
3	7:58.025	2:38.223	80.522
4	10:36.768	2:38.743	80.258

2 2 Freddie STEWART

Total Time **11:25.128** Avg Speed **74.383** Behind **48.360**
Best Time **2:48.717** Best Speed **75.513** On **4** Gp **b**

Lap	Elapsed Time	Lap Time	Lap Speed
1	2:57.629	2:57.629	71.725
2	5:47.683	2:50.054	74.920
3	8:36.411	2:48.728	75.509
4	11:25.128	2:48.717	75.513

3 76 Philip SHAW

Total Time **11:26.657** Avg Speed **74.217** Behind **49.889**
Best Time **2:48.291** Best Speed **75.705** On **4** Gp **a**

Lap	Elapsed Time	Lap Time	Lap Speed
1	3:00.019	3:00.019	70.773
2	5:48.934	2:48.915	75.425
3	8:38.366	2:49.432	75.195
4	11:26.657	2:48.291	75.705

4 87 Brian MATEER

Total Time **11:29.348** Avg Speed **73.927** Behind **52.580**
Best Time **2:48.312** Best Speed **75.695** On **4** Gp **a**

Lap	Elapsed Time	Lap Time	Lap Speed
1	3:01.908	3:01.908	70.038
2	5:52.555	2:50.647	74.659
3	8:41.036	2:48.481	75.619
4	11:29.348	2:48.312	75.695

5 55 Jonathan DORAN

Total Time **11:33.404** Avg Speed **73.495** Behind **56.636**
Best Time **2:50.984** Best Speed **74.512** On **4** Gp **a**

Lap	Elapsed Time	Lap Time	Lap Speed
1	2:59.067	2:59.067	71.149
2	5:51.032	2:51.965	74.087
3	8:42.420	2:51.388	74.337
4	11:33.404	2:50.984	74.512

Race Classification

6 20 Gary HUTTON

Total Time **11:55.348** Avg Speed **71.240** Behind **1:18.580**
Best Time **2:55.026** Best Speed **72.791** On **4** Gp **a**

Lap	Elapsed Time	Lap Time	Lap Speed
1	3:05.433	3:05.433	68.706
2	6:01.527	2:56.094	72.350
3	9:00.322	2:58.795	71.257
4	11:55.348	2:55.026	72.791

7 18 Thomas HOGG

Total Time **12:00.108** Avg Speed **70.769** Behind **1:23.340**
Best Time **2:54.532** Best Speed **72.998** On **4** Gp **a**

Lap	Elapsed Time	Lap Time	Lap Speed
1	3:10.030	3:10.030	67.044
2	6:08.376	2:58.346	71.436
3	9:05.576	2:57.200	71.898
4	12:00.108	2:54.532	72.998

8 63 Ian THOMPSON (R)

Total Time **12:09.760** Avg Speed **69.833** Behind **1:32.992**
Best Time **2:58.875** Best Speed **71.225** On **4** Gp **b**

Lap	Elapsed Time	Lap Time	Lap Speed
1	3:08.404	3:08.404	67.623
2	6:09.721	3:01.317	70.266
3	9:10.885	3:01.164	70.325
4	12:09.760	2:58.875	71.225

9 43 Alex McVICKER

Total Time **12:13.139** Avg Speed **69.512** Behind **1:36.371**
Best Time **2:57.754** Best Speed **71.674** On **4** Gp **b**

Lap	Elapsed Time	Lap Time	Lap Speed
1	3:12.976	3:12.976	66.021
2	6:15.332	3:02.356	69.866
3	9:15.385	3:00.053	70.759
4	12:13.139	2:57.754	71.674

10 32 Stuart ROBINSON

Total Time **12:33.511** Avg Speed **67.632** Behind **1:56.743**
Best Time **3:04.313** Best Speed **69.124** On **4** Gp **b**

Lap	Elapsed Time	Lap Time	Lap Speed
1	3:13.349	3:13.349	65.893
2	6:24.217	3:10.868	66.750
3	9:29.198	3:04.981	68.874
4	12:33.511	3:04.313	69.124

JFM HAULAGE MID-ANTRIM 150

CLASSIC 250cc/350cc

Race 2 - Patton's Bar & Restaurant Junior Classic

Saturday, 02 April 2016

DETAILED RESULT



Race Classification

11 8 Richard MORTIMER

Total Time **12:46.410** Avg Speed **66.494** Behind **2:09.642**

Best Time **2:59.358** Best Speed **71.033** On **4** Gp **a**

Lap	Elapsed Time	Lap Time	Lap Speed
1	3:05.349	3:05.349	68.737
2	6:43.925	3:38.576	58.288
3	9:47.052	3:03.127	69.571
4	12:46.410	2:59.358	71.033

12 47 Davie BLACK

Total Time **12:57.545** Avg Speed **65.542** Behind **2:20.777**

Best Time **3:12.634** Best Speed **66.138** On **3** Gp **b**

Lap	Elapsed Time	Lap Time	Lap Speed
1	3:16.285	3:16.285	64.908
2	6:31.919	3:15.634	65.124
3	9:44.553	3:12.634	66.138
4	12:57.545	3:12.992	66.015

Not Classified

DNF 6 Allan BREW

Total Time **8:17.572** Avg Speed **76.815** Behind

Best Time **2:42.771** Best Speed **78.272** On **2** Gp **a**

Lap	Elapsed Time	Lap Time	Lap Speed
1	2:51.540	2:51.540	74.271
2	5:34.311	2:42.771	78.272
3	8:17.572	2:43.261	78.037

JFM HAULAGE MID-ANTRIM 150

CLASSIC 250cc/350cc

Race 2 - Patton's Bar & Restaurant Junior Classic

LAP CHART



1

No	Name	Gp	Time of Day	Lap Time
40	Barry DAVIDSON	a	12:30:53.256	2:42.252
6	Allan BREW	a	12:31:02.544	2:51.540
2	Freddie STEWART	b	12:31:08.633	2:57.629
55	Jonathan DORAN	a	12:31:10.071	2:59.067
76	Philip SHAW	a	12:31:11.023	3:00.019
87	Brian MATEER	a	12:31:12.912	3:01.908
8	Richard MORTIMER	a	12:31:16.353	3:05.349
20	Gary HUTTON	a	12:31:16.437	3:05.433
63	Ian THOMPSON (R)	b	12:31:19.408	3:08.404
18	Thomas HOGG	a	12:31:21.034	3:10.030
43	Alex McVICKER	b	12:31:23.980	3:12.976
32	Stuart ROBINSON	b	12:31:24.353	3:13.349
47	Davie BLACK	b	12:31:27.289	3:16.285

2

No	Name	Gp	Time of Day	Lap Time
40	Barry DAVIDSON	a	12:33:30.806	2:37.550
6	Allan BREW	a	12:33:45.315	2:42.771
2	Freddie STEWART	b	12:33:58.687	2:50.054
76	Philip SHAW	a	12:33:59.938	2:48.915
55	Jonathan DORAN	a	12:34:02.036	2:51.965
87	Brian MATEER	a	12:34:03.559	2:50.647
20	Gary HUTTON	a	12:34:12.531	2:56.094
18	Thomas HOGG	a	12:34:19.380	2:58.346
63	Ian THOMPSON (R)	b	12:34:20.725	3:01.317
43	Alex McVICKER	b	12:34:26.336	3:02.356
32	Stuart ROBINSON	b	12:34:35.221	3:10.868
47	Davie BLACK	b	12:34:42.923	3:15.634
8	Richard MORTIMER	a	12:34:54.929	3:38.576

3

No	Name	Gp	Time of Day	Lap Time
40	Barry DAVIDSON	a	12:36:09.029	2:38.223
6	Allan BREW	a	12:36:28.576	2:43.261
2	Freddie STEWART	b	12:36:47.415	2:48.728
76	Philip SHAW	a	12:36:49.370	2:49.432
87	Brian MATEER	a	12:36:52.040	2:48.481
55	Jonathan DORAN	a	12:36:53.424	2:51.388
20	Gary HUTTON	a	12:37:11.326	2:58.795
18	Thomas HOGG	a	12:37:16.580	2:57.200
63	Ian THOMPSON (R)	b	12:37:21.889	3:01.164
43	Alex McVICKER	b	12:37:26.389	3:00.053
32	Stuart ROBINSON	b	12:37:40.202	3:04.981
47	Davie BLACK	b	12:37:55.557	3:12.634
8	Richard MORTIMER	a	12:37:58.056	3:03.127

4

No	Name	Gp	Time of Day	Lap Time
40	Barry DAVIDSON	a	12:38:47.772	2:38.743
2	Freddie STEWART	b	12:39:36.132	2:48.717
76	Philip SHAW	a	12:39:37.661	2:48.291
87	Brian MATEER	a	12:39:40.352	2:48.312
55	Jonathan DORAN	a	12:39:44.408	2:50.984
20	Gary HUTTON	a	12:40:06.352	2:55.026
18	Thomas HOGG	a	12:40:11.112	2:54.532
63	Ian THOMPSON (R)	b	12:40:20.764	2:58.875
43	Alex McVICKER	b	12:40:24.143	2:57.754
32	Stuart ROBINSON	b	12:40:44.515	3:04.313
8	Richard MORTIMER	a	12:40:57.414	2:59.358
47	Davie BLACK	b	12:41:08.549	3:12.992

ROAD RACE - IRISH CLASSIC 250cc

2016

					#1	
Pos	No.	Name	Total	Diff	Gap	R1
1	76	Philip SHAW	25	0	0	25
2	87	Brian MATEER	20	5	5	20
3	20	Gary HUTTON	16	9	4	16
4	18	Thomas HOGG	13	12	3	13
5	43	Alex McVICKER	11	14	2	11
6	47	Davie BLACK	10	15	1	10

Event Legend

#1 01/04/2016 JFM HAULAGE MID-ANTRIM 150

ROAD RACE - IRISH CLASSIC 350cc

2016

					#1	
Pos	No.	Name	Total	Diff	Gap	R1
1	40	Barry DAVIDSON	25	0	0	25
2	2	Freddie STEWART	20	5	5	20
3	55	Jonathan DORAN	16	9	4	16
4	63	Ian THOMPSON (R)	13	12	3	13
5	32	Stuart ROBINSON	11	14	2	11
6	8	Richard MORTIMER	10	15	1	10

Event Legend

#1 01/04/2016 JFM HAULAGE MID-ANTRIM 150

ROAD RACE - ULSTER CLASSIC 250cc

2016

					#1	
Pos	No.	Name	Total	Diff	Gap	R1
1	76	Philip SHAW	25	0	0	25
2	87	Brian MATEER	20	5	5	20
3	20	Gary HUTTON	16	9	4	16
4	18	Thomas HOGG	13	12	3	13
5	43	Alex McVICKER	11	14	2	11
6	47	Davie BLACK	10	15	1	10

Event Legend

#1 01/04/2016 JFM HAULAGE MID-ANTRIM 150

ROAD RACE - ULSTER CLASSIC 350cc

2016

					#1	
Pos	No.	Name	Total	Diff	Gap	R1
1	40	Barry DAVIDSON	25	0	0	25
2	2	Freddie STEWART	20	5	5	20
3	55	Jonathan DORAN	16	9	4	16
4	63	Ian THOMPSON (R)	13	12	3	13
5	32	Stuart ROBINSON	11	14	2	11
6	8	Richard MORTIMER	10	15	1	10

Event Legend

#1 01/04/2016 JFM HAULAGE MID-ANTRIM 150