

JFM
HAULAGE
MID-ANTRIM 150

Friday 1st & Saturday 2nd April 2016

promoted by Mid-Antrim 150 Motorcycle Club
www.midantrim150.co.uk

SPARES & REPAIRS QUARRY PLANT LTD
TWO-STROKE (150-500cc)
including
MOTO 3 (125cc GP)



**Mid & East
Antrim**
Borough Council

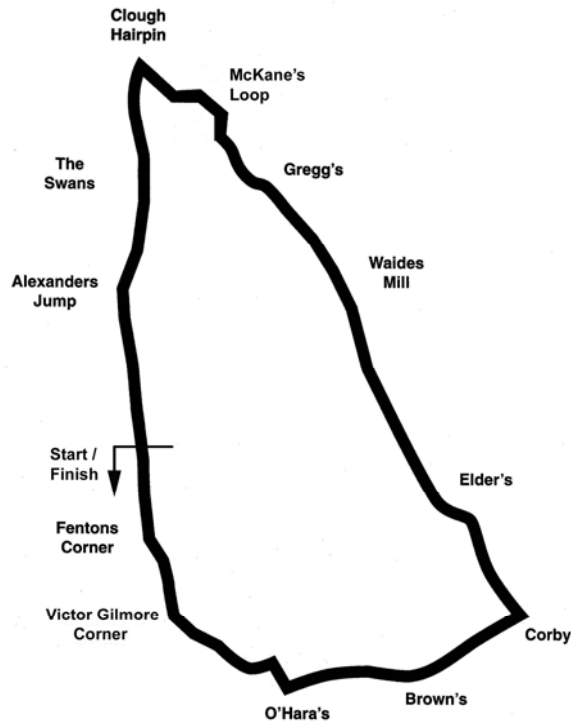


tourism
northernireland



Year of Food
& Drink 2016

Clough Circuit 3.539 miles



Lap Records

Class	Rider	Machine	m	s	mph	Year
125cc	Darran Lindsay	Honda	2	10.429	97.681	2004
Moto 3	Barry Davidson	Honda 250	2	18.049	92.289	2012
Moto 450	Seamus Elliott	Yamaha	2	11.365	96.985	2013
250cc	Darran Lindsay	Honda	2	02.895	103.669	2004
Supersport 400	Gavin Lupton	Honda	2	11.415	96.948	2013
Supertwin	Jamie Hamilton	Kawasaki	2	03.795	102.915	2013
Supersport	Seamus Elliott	Yamaha	1	57.616	108.322	2013
Superbike	Derek Sheils	Kawasaki	1	54.565	111.207	2013
Senior Support	Mark Hanna	Triumph 675	2	06.558	100.668	2013
Junior Support	Connor Behan	Kawasaki 650	2	06.252	100.912	2013
Classic 1000cc	Robert McCrum	Weslake 950	2	15.835	93.793	2013
Classic 500cc	Neill McWhirter	Norton	2	20.788	90.494	2010
Classic 350cc	Paul Coward	Honda	2	24.437	88.207	2004
Classic 250cc	Geoff McMullan	Suzuki	2	34.01	82.724	2003

MOST WINS at MID-ANTRIM 150

Ryan Farquhar	27	2003 - 12
Ray McCullough	15	1965 - 79
Joey Dunlop	15	1975 - 95
Brian Reid	14	1980 - 93
Robert Dunlop	14	1982 - 07
Adrian Archibald	10	1999 - 02
Phillip McCallen	8	1988 - 92
Sam McClements	7	1980 - 89
Darran Lindsay	7	2002 - 06
Neill McWhirter	7	1991 - 10

ALL TIME IRISH ROAD RACE WINNERS (after Killalane Road Race 2015)

Most Wins at All Irish Road Race Meetings

Ryan Farquhar	206	1995-15
Joey Dunlop	156	1971-00
Robert Dunlop	135	1980-08
William Dunlop	112	2005-15
Ray McCullough	109	1960-82
Phillip McCallen	109	1987-99
Michael Dunlop	92	2006-15
Brian Reid	78	1980-94
Darran Lindsay	74	1999-06
James Courtney	66	1992-99

MID-ANTRIM 150

TWO-STROKE (150-500cc) & MOTO 3 (125cc GP)

Qualifying

Friday, 01 April 2016

Moto 3 (125GP)




Pos	Class	No	Name	Machine / Sponsor	----- Time	Best Lap Behind	----- Speed	On	Total Laps
Qualifying Classification									
1	125R	56	Adam McLEAN	Honda 125 - Roy Hanna Motors	2:27.269		86.511	5	5
2	125R	22	Paul JORDAN	Honda 125 - Paul Jordan Racing	2:30.709	3.440	84.536	3	3
3	125R	109	Neil KERNOHAN	Honda 125 - Logan Racing	2:34.397	7.128	82.517	5	5
4	125R	5	Gary DUNLOP	Honda 125 - Joey's Bar MCC	2:35.082	7.813	82.153	5	5
5	125R	86	Nigel MOORE	Honda 125	2:36.186	8.917	81.572	4	5
6	125R	33	Sam DUNLOP	Honda 125	2:36.864	9.595	81.219	5	5
7	125R	14	Jack SANDS	Honda 125	2:51.300	24.031	74.375	5	5
8	125R	7	Sarah BOYES	Honda 125	2:54.128	26.859	73.167	4	5

Two Stroke

Pos	Class	No	Name	Machine / Sponsor	----- Time	Best Lap Behind	----- Speed	On	Total Laps
Qualifying Classification									
1	2S	40	Rhys HARDISTY	Yamaha 250	2:27.470		86.393	4	5
2	2S	44	Barry DAVIDSON	Yamaha 250	2:31.215	3.745	84.254	4	4
3	2S	25	Bryan HARDING	Honda 250	2:49.693	22.223	75.079	5	5

Provisional result to be confirmed by the Stewards of the Meeting subject to completion of technical inspections & the time limit for protests

Page 1 / 1

Circuit	Clough	Signed		Organising Club	Mid Antrim 150 Club
Length(miles)	3.5390		Chief Timekeeper	Qualifying Started	00:00
Weather	Light Rain	Issued At:	17:15		
Track	Wet				

MID-ANTRIM 150

TWO-STROKE (150-500cc) & MOTO 3 (125cc GP)

Qualifying

Friday, 01 April 2016

DETAILED RESULT



Qualifying Classification

Position

1 56 Adam McLEAN

125R Behind

Best Time **2:27.269** Best Speed **86.511** On **5** Gp

Lap	Elapsed Time	Lap Time	Lap Speed
2	17:00:44.984	3:23.647	62.561
3	17:03:18.089	2:33.105	83.213
4	17:05:46.066	2:27.977	86.097
5	17:08:13.335	2:27.269	86.511

2 22 Paul JORDAN

125R Behind **3.440**

Best Time **2:30.709** Best Speed **84.536** On **3** Gp

Lap	Elapsed Time	Lap Time	Lap Speed
2	16:59:35.809	2:47.095	76.246
3	17:02:06.518	2:30.709	84.536

3 109 Neil KERNOHAN

125R Behind **7.128**

Best Time **2:34.397** Best Speed **82.517** On **5** Gp

Lap	Elapsed Time	Lap Time	Lap Speed
2	16:59:57.518	2:55.764	72.486
3	17:02:39.983	2:42.465	78.419
4	17:05:17.748	2:37.765	80.756
5	17:07:52.145	2:34.397	82.517

4 5 Gary DUNLOP

125R Behind **7.813**

Best Time **2:35.082** Best Speed **82.153** On **5** Gp

Lap	Elapsed Time	Lap Time	Lap Speed
2	16:59:43.758	2:48.413	75.650
3	17:02:24.736	2:40.978	79.144
4	17:05:03.625	2:38.889	80.184
5	17:07:38.707	2:35.082	82.153

5 86 Nigel MOORE

125R Behind **8.917**

Best Time **2:36.186** Best Speed **81.572** On **4** Gp

Lap	Elapsed Time	Lap Time	Lap Speed
2	16:59:45.632	2:57.028	71.968
3	17:02:27.538	2:41.906	78.690
4	17:05:03.724	2:36.186	81.572
5	17:07:40.931	2:37.207	81.042

Qualifying Classification

Position

6 33 Sam DUNLOP

125R Behind **9.595**

Best Time **2:36.864** Best Speed **81.219** On **5** Gp

Lap	Elapsed Time	Lap Time	Lap Speed
2	16:59:47.127	2:52.046	74.052
3	17:02:33.598	2:46.471	76.532
4	17:05:13.496	2:39.898	79.678
5	17:07:50.360	2:36.864	81.219

7 14 Jack SANDS

125R Behind **24.031**

Best Time **2:51.300** Best Speed **74.375** On **5** Gp

Lap	Elapsed Time	Lap Time	Lap Speed
2	16:59:55.945	2:55.343	72.660
3	17:02:51.774	2:55.829	72.459
4	17:05:43.756	2:51.982	74.080
5	17:08:35.056	2:51.300	74.375

8 7 Sarah BOYES

125R Behind **26.859**

Best Time **2:54.128** Best Speed **73.167** On **4** Gp

Lap	Elapsed Time	Lap Time	Lap Speed
2	17:00:25.586	2:57.174	71.909
3	17:03:20.453	2:54.867	72.858
4	17:06:14.581	2:54.128	73.167
5	17:09:09.761	2:55.180	72.727

MID-ANTRIM 150

TWO-STROKE (150-500cc) & MOTO 3 (125cc GP)

Qualifying

Friday, 01 April 2016

DETAILED RESULT



Qualifying Classification

Position

1 40 Rhys HARDISTY

2S

Behind

Best Time **2:27.470** Best Speed **86.393** On **4** Gp

Lap	Elapsed Time	Lap Time	Lap Speed
2	16:59:41.627	2:54.551	72.990
3	17:02:09.923	2:28.296	85.912
4	17:04:37.393	2:27.470	86.393
5	17:07:07.037	2:29.644	85.138

2 44 Barry DAVIDSON

2S

Behind

3.745

Best Time **2:31.215** Best Speed **84.254** On **4** Gp

Lap	Elapsed Time	Lap Time	Lap Speed
2	16:59:44.740	2:54.736	72.912
3	17:02:22.331	2:37.591	80.845
4	17:04:53.546	2:31.215	84.254

3 25 Bryan HARDING

2S

Behind

22.223

Best Time **2:49.693** Best Speed **75.079** On **5** Gp

Lap	Elapsed Time	Lap Time	Lap Speed
2	16:59:42.901	2:56.756	72.079
3	17:02:36.226	2:53.325	73.506
4	17:05:28.904	2:52.678	73.781
5	17:08:18.597	2:49.693	75.079

JFM HAULAGE MID-ANTRIM 150

TWO-STROKE (150-500cc) & MOTO 3 (125GP)


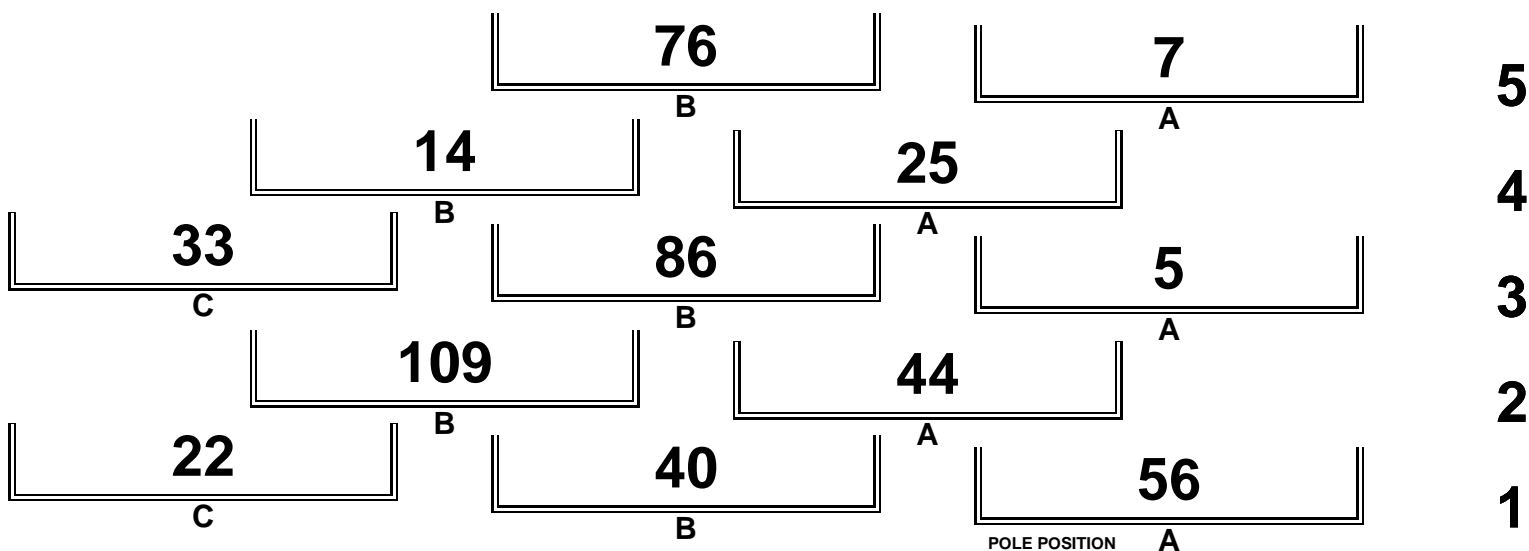
Clough 3.539 miles

R5: Spares & Repairs Quarry Plant Two-Stroke

02/04/2016 14:10

Race (6 Laps)

TWO-STROKE & MOTO 3 (125GP)



Promoted by Mid Antrim 150 Motorcycle Club

Orbits

Provisional result to be confirmed by the Stewards of the Meeting subject to the completion of technical inspections and the time limit for protests.

MCUI (Ulster Centre) Timing @ www.elaps-timing.com



Ride on
Delta
Seven

JFM HAULAGE MID-ANTRIM 150



TWO-STROKE (150-500cc) & MOTO 3 (125cc GP)

Race 6 - Spares & Repairs Quarry Plant Two-Stroke & Moto 3 (125GP)

Saturday, 02 April 2016

Moto 3 (125GP)

Pos	Class	No	Name	Machine / Sponsor	Gp	Lap	Total Time	Behind	Speed	-----Best Lap-----		
										Time	Speed	On
1	125R	22	Paul JORDAN	Honda 125 - Paul Jordan Racing	a	4	9:21.189		90.810	2:15.216	94.223	4
2	125R	56	Adam McLEAN	Honda 125 - Roy Hanna Motors	a	4	9:21.718	0.529	90.725	2:17.272	92.811	4
3	125R	86	Nigel MOORE	Honda 125	a	4	9:34.666	13.477	88.680	2:20.235	90.850	4
4	125R	33	Sam DUNLOP	Honda 125	a	4	9:35.913	14.724	88.488	2:21.076	90.309	4
5	125R	5	Gary DUNLOP	Honda 125 - Joey's Bar MCC	a	4	9:36.102	14.913	88.459	2:21.198	90.231	4
6	125R	14	Jack SANDS	Honda 125	a	4	10:13.365	52.176	83.085	2:30.426	84.695	3
7	125R	7	Sarah BOYES	Honda 125	a	4	10:52.732	1:31.543	78.074	2:40.243	79.507	3

Fastest Lap

125R	22	Paul JORDAN	Honda 125 - Paul Jordan Racing	2:15.216	94.223	4
------	----	-------------	--------------------------------	----------	--------	---

Not Classified

DNF	125R	30	Melissa KENNEDY	Honda 250 (Moto 3) - K.N.R.	a	3	7:41.226		82.869	2:30.314	84.759	3
DNF	125R	109	Neil KERNOHAN	Honda 125 - Logan Racing	a	1	2:30.459		84.677	2:30.459	84.677	1


Two Stroke

Pos	Class	No	Name	Machine / Sponsor	Gp	Lap	Total Time	Behind	Speed	-----Best Lap-----		
										Time	Speed	On
1	2S	40	Rhys HARDISTY	Yamaha 250	a	4	9:09.034		92.820	2:13.428	95.485	4
2	2S	18	Paul ROBINSON	Honda 250 - CB Racing	a	4	9:10.275	1.241	92.611	2:13.141	95.691	4
3	2S	25	Bryan HARDING	Honda 250	a	4	9:51.738	42.704	86.122	2:24.191	88.358	3

Fastest Lap

2S	18	Paul ROBINSON	Honda 250 - CB Racing	2:13.141	95.691	4
----	----	---------------	-----------------------	----------	--------	---

Provisional result to be confirmed by the Stewards of the Meeting subject to completion of technical inspections & the time limit for protests

Circuit	Clough	Signed		Organising Club	Mid Antrim 150 Club
Length(miles)	3.5390		Chief Timekeeper	Race Started	15:00
Weather	Cloudy	Issued At:	15:16		
Track	Dry				



JFM HAULAGE MID-ANTRIM 150

TWO-STROKE (150-500cc) & MOTO 3 (125cc GP)

Race 6 - Spares & Repairs Quarry Plant Two-Stroke & Moto 3 (125G

Saturday, 02 April 2016

DETAILED RESULT



Moto 3 (125GP)

Race Classification

1 22 Paul JORDAN

Total Time **9:21.189** Avg Speed **90.810** Behind
Best Time **2:15.216** Best Speed **94.223** On 4 Gp a

Lap	Elapsed Time	Lap Time	Lap Speed
1	2:27.894	2:27.894	86.145
2	4:47.053	2:19.159	91.553
3	7:05.973	2:18.920	91.710
4	9:21.189	2:15.216	94.223

2 56 Adam McLEAN

Total Time **9:21.718** Avg Speed **90.725** Behind **0.529**
Best Time **2:17.272** Best Speed **92.811** On 4 Gp a

Lap	Elapsed Time	Lap Time	Lap Speed
1	2:28.288	2:28.288	85.917
2	4:46.927	2:18.639	91.896
3	7:04.446	2:17.519	92.645
4	9:21.718	2:17.272	92.811

3 86 Nigel MOORE

Total Time **9:34.666** Avg Speed **88.680** Behind **13.477**
Best Time **2:20.235** Best Speed **90.850** On 4 Gp a

Lap	Elapsed Time	Lap Time	Lap Speed
1	2:29.208	2:29.208	85.387
2	4:52.504	2:23.296	88.910
3	7:14.431	2:21.927	89.767
4	9:34.666	2:20.235	90.850

4 33 Sam DUNLOP

Total Time **9:35.913** Avg Speed **88.488** Behind **14.724**
Best Time **2:21.076** Best Speed **90.309** On 4 Gp a

Lap	Elapsed Time	Lap Time	Lap Speed
1	2:28.839	2:28.839	85.599
2	4:52.262	2:23.423	88.831
3	7:14.837	2:22.575	89.359
4	9:35.913	2:21.076	90.309

5 5 Gary DUNLOP

Total Time **9:36.102** Avg Speed **88.459** Behind **14.913**
Best Time **2:21.198** Best Speed **90.231** On 4 Gp a

Lap	Elapsed Time	Lap Time	Lap Speed
1	2:30.220	2:30.220	84.812
2	4:52.494	2:22.274	89.548
3	7:14.904	2:22.410	89.463
4	9:36.102	2:21.198	90.231

Moto 3 (125GP)

Race Classification

6 14 Jack SANDS

Total Time **10:13.365** Avg Speed **83.085** Behind **52.176**
Best Time **2:30.426** Best Speed **84.695** On 3 Gp a

Lap	Elapsed Time	Lap Time	Lap Speed
1	2:41.124	2:41.124	79.072
2	5:12.000	2:30.876	84.443
3	7:42.426	2:30.426	84.695
4	10:13.365	2:30.939	84.408

7 7 Sarah BOYES

Total Time **10:52.732** Avg Speed **78.074** Behind **1:31.543**
Best Time **2:40.243** Best Speed **79.507** On 3 Gp a

Lap	Elapsed Time	Lap Time	Lap Speed
1	2:48.390	2:48.390	75.660
2	5:31.205	2:42.815	78.251
3	8:11.448	2:40.243	79.507
4	10:52.732	2:41.284	78.994

Not Classified

DNF 30 Melissa KENNEDY

Total Time **7:41.226** Avg Speed **82.869** Behind
Best Time **2:30.314** Best Speed **84.759** On 3 Gp a

Lap	Elapsed Time	Lap Time	Lap Speed
1	2:39.508	2:39.508	79.873
2	5:10.912	2:31.404	84.148
3	7:41.226	2:30.314	84.759

DNF 109 Neil KERNOHAN

Total Time **2:30.459** Avg Speed **84.677** Behind
Best Time **2:30.459** Best Speed **84.677** On 1 Gp a

Lap	Elapsed Time	Lap Time	Lap Speed
1	2:30.459	2:30.459	84.677

JFM HAULAGE MID-ANTRIM 150

TWO-STROKE (150-500cc) & MOTO 3 (125cc GP)

Race 6 - Spares & Repairs Quarry Plant Two-Stroke & Moto 3 (125G)

Saturday, 02 April 2016

DETAILED RESULT



Two Stroke

Race Classification

1 40 Rhys HARDISTY

Total Time **9:09.034** Avg Speed **92.820** Behind
Best Time **2:13.428** Best Speed **95.485** On 4 Gp a

Lap	Elapsed Time	Lap Time	Lap Speed
1	2:23.334	2:23.334	88.886
2	4:40.463	2:17.129	92.908
3	6:55.606	2:15.143	94.273
4	9:09.034	2:13.428	95.485

2 18 Paul ROBINSON

Total Time **9:10.275** Avg Speed **92.611** Behind **1.241**
Best Time **2:13.141** Best Speed **95.691** On 4 Gp a

Lap	Elapsed Time	Lap Time	Lap Speed
1	2:29.008	2:29.008	85.501
2	4:43.560	2:14.552	94.688
3	6:57.134	2:13.574	95.381
4	9:10.275	2:13.141	95.691

3 25 Bryan HARDING

Total Time **9:51.738** Avg Speed **86.122** Behind **42.704**
Best Time **2:24.191** Best Speed **88.358** On 3 Gp a

Lap	Elapsed Time	Lap Time	Lap Speed
1	2:34.866	2:34.866	82.267
2	5:00.687	2:25.821	87.370
3	7:24.878	2:24.191	88.358
4	9:51.738	2:26.860	86.752

JFM HAULAGE MID-ANTRIM 150

TWO-STROKE (150-500cc) & MOTO 3 (125cc GP)

Race 6 - Spares & Repairs Quarry Plant Two-Stroke & Moto 3 (125GP)

LAP CHART

**1**

No	Name	Gp	Time of Day	Lap Time
40	Rhys HARDISTY	a	15:03:12.441	2:23.334
22	Paul JORDAN	a	15:03:17.001	2:27.894
56	Adam McLEAN	a	15:03:17.395	2:28.288
33	Sam DUNLOP	a	15:03:17.946	2:28.839
18	Paul ROBINSON	a	15:03:18.115	2:29.008
86	Nigel MOORE	a	15:03:18.315	2:29.208
5	Gary DUNLOP	a	15:03:19.327	2:30.220
109	Neil KERNOHAN	a	15:03:19.566	2:30.459
25	Bryan HARDING	a	15:03:23.973	2:34.866
30	Melissa KENNEDY	a	15:03:28.615	2:39.508
14	Jack SANDS	a	15:03:30.231	2:41.124
7	Sarah BOYES	a	15:03:37.497	2:48.390

4

No	Name	Gp	Time of Day	Lap Time
40	Rhys HARDISTY	a	15:09:58.141	2:13.428
18	Paul ROBINSON	a	15:09:59.382	2:13.141
22	Paul JORDAN	a	15:10:10.296	2:15.216
56	Adam McLEAN	a	15:10:10.825	2:17.272
86	Nigel MOORE	a	15:10:23.773	2:20.235
33	Sam DUNLOP	a	15:10:25.020	2:21.076
5	Gary DUNLOP	a	15:10:25.209	2:21.198
25	Bryan HARDING	a	15:10:40.845	2:26.860
14	Jack SANDS	a	15:11:02.472	2:30.939
7	Sarah BOYES	a	15:11:41.839	2:41.284

2

No	Name	Gp	Time of Day	Lap Time
40	Rhys HARDISTY	a	15:05:29.570	2:17.129
18	Paul ROBINSON	a	15:05:32.667	2:14.552
56	Adam McLEAN	a	15:05:36.034	2:18.639
22	Paul JORDAN	a	15:05:36.160	2:19.159
33	Sam DUNLOP	a	15:05:41.369	2:23.423
5	Gary DUNLOP	a	15:05:41.601	2:22.274
86	Nigel MOORE	a	15:05:41.611	2:23.296
25	Bryan HARDING	a	15:05:49.794	2:25.821
30	Melissa KENNEDY	a	15:06:00.019	2:31.404
14	Jack SANDS	a	15:06:01.107	2:30.876
7	Sarah BOYES	a	15:06:20.312	2:42.815

3

No	Name	Gp	Time of Day	Lap Time
40	Rhys HARDISTY	a	15:07:44.713	2:15.143
18	Paul ROBINSON	a	15:07:46.241	2:13.574
56	Adam McLEAN	a	15:07:53.553	2:17.519
22	Paul JORDAN	a	15:07:55.080	2:18.920
86	Nigel MOORE	a	15:08:03.538	2:21.927
33	Sam DUNLOP	a	15:08:03.944	2:22.575
5	Gary DUNLOP	a	15:08:04.011	2:22.410
25	Bryan HARDING	a	15:08:13.985	2:24.191
30	Melissa KENNEDY	a	15:08:30.333	2:30.314
14	Jack SANDS	a	15:08:31.533	2:30.426
7	Sarah BOYES	a	15:09:00.555	2:40.243

ROAD RACE - IRISH MOTO 3 (125GP)

2016

					#1	
Pos	No.	Name	Total	Diff	Gap	R1
1	22	Paul JORDAN	25	0	0	25
2	56	Adam McLEAN	20	5	5	20
3	86	Nigel MOORE	16	9	4	16
4	33	Sam DUNLOP	13	12	3	13
5	5	Gary DUNLOP	11	14	2	11
6	14	Jack SANDS	10	15	1	10
7	7	Sarah BOYES	9	16	1	9

Event Legend

#1 01/04/2016 JFM HAULAGE MID-ANTRIM 150

ROAD RACE - ULSTER MOTO 3 (125GP)

2016

					#1	
Pos	No.	Name	Total	Diff	Gap	R1
1	22	Paul JORDAN	25	0	0	25
2	56	Adam McLEAN	20	5	5	20
3	86	Nigel MOORE	16	9	4	16
4	33	Sam DUNLOP	13	12	3	13
5	5	Gary DUNLOP	11	14	2	11
6	14	Jack SANDS	10	15	1	10
7	7	Sarah BOYES	9	16	1	9

Event Legend

#1 01/04/2016 JFM HAULAGE MID-ANTRIM 150