



# COOKSTOWN 100

Friday 29<sup>th</sup> & Saturday 30<sup>th</sup> April 2016

promoted by Cookstown & District MCC  
[www.cookstown100.com](http://www.cookstown100.com)



GREENVALE  
HOTEL  
SENIOR SUPPORT



Comhairle Ceantair  
**Lár Uladh**  
**Mid Ulster**  
District Council

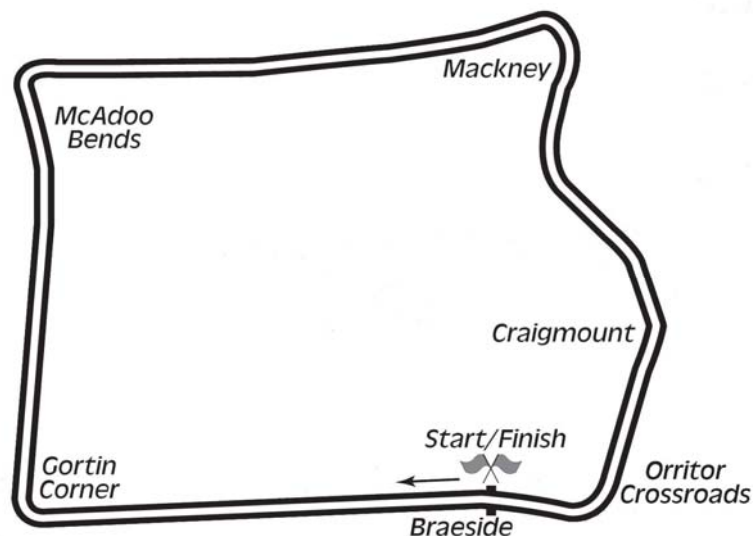


**2&4**  
WHEEL MOTORSPORT  
STEERING GROUP LTD.



tourism  
northernireland

## Orritor Circuit 2.1 miles



### LAP RECORDS

Class	Rider	Machine	m	s	mph	Year
125cc	William Dunlop	Honda	1	34.755	79.785	2010
Moto 3	Barry Davidson	Honda 250	1	39.075	76.306	2012
Moto 450	Ryan Farquhar	Kawasaki	1	35.432	79.219	2012
250cc	William Dunlop	Honda	1	29.658	84.320	2009
Supersport 400	Ian Morrell	Yamaha	1	35.698	78.999	2015
Supertwin	James Cowton	Kawasaki	1	29.657	84.321	2015
Supersport	Michael Dunlop	Yamaha	1	24.783	89.169	2011
Superbike	Michael Dunlop	Honda	1	22.641	91.480	2013
Senior Support	Gary Robinson	Yamaha 600	1	29.956	84.041	2007
Junior Support	Mark Hanna	Honda 250	1	33.788	80.607	2013
Classic 1000cc	Wattie Brown	Norton 920	1	40.273	75.394	2006
Classic 500cc	Neill McWhirter	Norton	1	41.491	74.489	2010
Classic 350cc	Paul Coward	Honda	1	43.421	73.099	2004
Classic 250cc	Geoff McMullan	Suzuki	1	47.294	70.461	2006

### MOST WINS at COOKSTOWN 100

Ryan Farquhar	26	1996-12 (400-1, 450-2, STWN-4, SSP-5, SBK-13, SJUN-1)
Ray McCullough	14	1967-79 (250-8, 350-3, 500-3)
Joey Dunlop	11	1977-98 (125-1, 250-4, 350-2, 500-2, SSP-1, SBK-1)
Robert Dunlop	11	1985-08 (125-7, 250-1, 250 B-1, 350-1, SBK-1)
William Dunlop	11	2006-15 (125-3, 250-5, SSP-2, SBK B-1)
Phillip McCallen	10	1987-96 (250-3, 350-1, SSP-2, SBK-4)
Michael Dunlop	9	2006-15 (125-1, 250-1, STWN-2, STWN B-1, SSP-1, SBK-2, SJUN-1)
Courtney Junk	8	1974-83 (200-2, 250-4, 350-1, 500-1)
Mervyn Elwood	8	1987-97 (C500-5, C1000-3)
Noel Hudson	7	1975-95 (250-2, JUN-1, 500-1, SBK-3)
Bill Swallow	7	1987-00 (C350-2, C500-5)
Darran Lindsay	7	2000-05 (125-2, 250-2, SSP-2, SBK-1)

### MOST WINS AT ALL IRISH ROAD RACE MEETINGS (after Tandragee 100 2016)

Ryan Farquhar	211	1995-16
Joey Dunlop	156	1971-00
Robert Dunlop	135	1980-08
William Dunlop	113	2005-16
Ray McCullough	109	1960-82
Phillip McCallen	109	1987-99
Michael Dunlop	92	2006-15
Brian Reid	78	1980-94
Darran Lindsay	74	1999-06
James Courtney	66	1992-99

# KDM HIRE COOKSTOWN 100


## SENIOR SUPPORT Group A Qualifying Friday, 29 April 2016



Pos	Class	No	Name	Machine / Sponsor	----- Best Lap -----				Laps
					Time	Behind	Speed	On	
<b>Qualifying Classification</b>									
1	SSEN	38	Paul WILLIAMS	Kawasaki 600	1:35.574		79.101	5	5
2	SSEN	31	Gary O'BRIEN	Yamaha 600	1:36.264	0.690	78.534	5	5
3	SSEN	27	Douglas SHEARER	Kawasaki 600	1:37.013	1.439	77.928	5	5
4	SSEN	1	Brad VICARS	Honda 600	1:37.260	1.686	77.730	5	5
5	SSEN	16	Steven CLARKE	Suzuki 750	1:37.944	2.370	77.187	4	5
6	SSEN	62	Sean CONNOLLY	Kawasaki 600	1:38.096	2.522	77.067	5	5
7	SSEN	43	Stephen DEGNAN	Kawasaki 600	1:38.982	3.408	76.378	5	5
8	SSEN	36	Chris THOMPSON	Triumph 675	1:39.075	3.501	76.306	5	5
9	SSEN	14	Rodney LITTLE	Suzuki 600	1:39.339	3.765	76.103	5	5
10	SSEN	11	John CAHILL	Suzuki 750	1:39.348	3.774	76.096	5	5
11	SSEN	12	David LEWIS	Suzuki 600	1:39.861	4.287	75.705	5	5
12	SSEN	54	Sam JOHNSON	Yamaha	1:39.952	4.378	75.636	5	5
13	SSEN	60	George SCOTT	Honda 600	1:40.189	4.615	75.457	5	5
14	SSEN	18	Vic ALLAN	Kawasaki 600	1:40.196	4.622	75.452	4	5
15	SSEN	15	Leon MURPHY	Suzuki 600	1:41.005	5.431	74.848	5	5
16	SSEN	48	Martin McGRATH	Kawasaki 600 - PRB Racing	1:41.498	5.924	74.484	5	5
17	SSEN	51	David HOLLAND	Kawasaki 600	1:41.691	6.117	74.343	5	5
18	SSEN	67	Gavin BROWN	Honda 600 - PBR	1:41.794	6.220	74.268	5	5
19	SSEN	39	Jonathan GORMLEY	Yamaha 600 - J & V Tyres & Services	1:42.073	6.499	74.065	5	5
20	SSEN	10	James CHAWKE	Suzuki 750	1:42.515	6.941	73.745	5	5
21	SSEN	33	David HOWARD	Suzuki 600	1:43.402	7.828	73.113	4	5
22	SSEN	57	Adrian LOGUE	Suzuki 750	1:43.859	8.285	72.791	5	5
23	SSEN	66	Alan JOHNSTON	Suzuki 600	1:43.881	8.307	72.776	5	5
24	SSEN	40	Michael HOEY	Suzuki 600	1:44.050	8.476	72.657	5	5
25	SSEN	46	Mark JOHNSON	Yamaha 600 - MJ Racing	1:45.564	9.990	71.615	4	5
26	SSEN	34	Yvonne MONTGOMERY	Suzuki 600	1:47.701	12.127	70.194	5	5
27	SSEN	17	Karl FRERE	Honda 600 - FM Racing	1:48.403	12.829	69.740	3	5

Provisional result to be confirmed by the Stewards of the Meeting subject to completion of technical inspections & the time limit for protests

Page 1 / 1

Circuit	<b>Orritor</b>	Signed		Organising Club	<b>Cookstown &amp; District MCC</b>
Length(miles)	<b>2.1000</b>		Chief Timekeeper	Qualifying Started	<b>14:24</b>
Weather	<b>Sunny</b>	Issued At:	14:39		
Track	<b>Dry</b>				



# KDM HIRE COOKSTOWN 100

## SENIOR SUPPORT

### Group A Qualifying

Friday, 29 April 2016

## DETAILED RESULT



### Qualifying Classification

Position

#### **1** 38 Paul WILLIAMS

SSEN		Behind		
Best Time	<b>1:35.574</b>	Best Speed	<b>79.101</b>	On 5 Gp
Lap	Elapsed Time	Lap Time	Lap Speed	
1	2:18.864	2:18.864	54.442	
2	3:57.675	1:38.811	76.510	
3	5:34.585	1:36.910	78.011	
4	7:11.694	1:37.109	77.851	
5	8:47.268	1:35.574	79.101	

#### **2** 31 Gary O'BRIEN

SSEN		Behind	<b>0.690</b>	
Best Time	<b>1:36.264</b>	Best Speed	<b>78.534</b>	On 5 Gp
Lap	Elapsed Time	Lap Time	Lap Speed	
1	3:06.309	3:06.309	40.578	
2	4:48.977	1:42.668	73.635	
3	6:29.252	1:40.275	75.393	
4	8:09.694	1:40.442	75.267	
5	9:45.958	1:36.264	78.534	

#### **3** 27 Douglas SHEARER

SSEN		Behind	<b>1.439</b>	
Best Time	<b>1:37.013</b>	Best Speed	<b>77.928</b>	On 5 Gp
Lap	Elapsed Time	Lap Time	Lap Speed	
1	2:48.442	2:48.442	44.882	
2	4:31.402	1:42.960	73.427	
3	6:14.092	1:42.690	73.620	
4	7:52.967	1:38.875	76.460	
5	9:29.980	1:37.013	77.928	

#### **4** 1 Brad VICARS

SSEN		Behind	<b>1.686</b>	
Best Time	<b>1:37.260</b>	Best Speed	<b>77.730</b>	On 5 Gp
Lap	Elapsed Time	Lap Time	Lap Speed	
1	2:40.302	2:40.302	47.161	
2	4:25.754	1:45.452	71.691	
3	6:09.021	1:43.267	73.208	
4	7:50.114	1:41.093	74.783	
5	9:27.374	1:37.260	77.730	

### Qualifying Classification

Position

#### **5** 16 Steven CLARKE

SSEN		Behind	<b>2.370</b>	
Best Time	<b>1:37.944</b>	Best Speed	<b>77.187</b>	On 4 Gp
Lap	Elapsed Time	Lap Time	Lap Speed	
1	2:29.049	2:29.049	50.722	
2	4:15.529	1:46.480	70.999	
3	5:56.139	1:40.610	75.142	
4	7:34.083	1:37.944	77.187	
5	9:13.017	1:38.934	76.415	

#### **6** 62 Sean CONNOLLY

SSEN		Behind	<b>2.522</b>	
Best Time	<b>1:38.096</b>	Best Speed	<b>77.067</b>	On 5 Gp
Lap	Elapsed Time	Lap Time	Lap Speed	
1	2:49.180	2:49.180	44.686	
2	4:31.987	1:42.807	73.536	
3	6:16.064	1:44.077	72.639	
4	7:56.387	1:40.323	75.357	
5	9:34.483	1:38.096	77.067	

#### **7** 43 Stephen DEGNAN

SSEN		Behind	<b>3.408</b>	
Best Time	<b>1:38.982</b>	Best Speed	<b>76.378</b>	On 5 Gp
Lap	Elapsed Time	Lap Time	Lap Speed	
1	2:42.398	2:42.398	46.552	
2	4:26.250	1:43.852	72.796	
3	6:06.940	1:40.690	75.082	
4	7:47.016	1:40.076	75.543	
5	9:25.998	1:38.982	76.378	

#### **8** 36 Chris THOMPSON

SSEN		Behind	<b>3.501</b>	
Best Time	<b>1:39.075</b>	Best Speed	<b>76.306</b>	On 5 Gp
Lap	Elapsed Time	Lap Time	Lap Speed	
1	2:47.514	2:47.514	45.131	
2	4:31.085	1:43.571	72.993	
3	6:15.697	1:44.612	72.267	
4	8:02.895	1:47.198	70.524	
5	9:41.970	1:39.075	76.306	

# KDM HIRE COOKSTOWN 100

## SENIOR SUPPORT

### Group A Qualifying

Friday, 29 April 2016

## DETAILED RESULT



### Qualifying Classification

Position

**9**

**14 Rodney LITTLE**

SSEN Behind **3.765**

Best Time **1:39.339** Best Speed **76.103** On **5** Gp

Lap	Elapsed Time	Lap Time	Lap Speed
1	2:46.962	2:46.962	45.280
2	4:30.748	1:43.786	72.842
3	6:13.549	1:42.801	73.540
4	7:53.426	1:39.877	75.693
5	9:32.765	1:39.339	76.103

### Qualifying Classification

Position

**13**

**60 George SCOTT**

SSEN Behind **4.615**

Best Time **1:40.189** Best Speed **75.457** On **5** Gp

Lap	Elapsed Time	Lap Time	Lap Speed
1	2:58.903	2:58.903	42.258
2	4:43.101	1:44.198	72.554
3	6:24.838	1:41.737	74.309
4	8:05.438	1:40.600	75.149
5	9:45.627	1:40.189	75.457

**10**

**11 John CAHILL**

SSEN Behind **3.774**

Best Time **1:39.348** Best Speed **76.096** On **5** Gp

Lap	Elapsed Time	Lap Time	Lap Speed
1	2:27.282	2:27.282	51.330
2	4:10.764	1:43.482	73.056
3	5:53.816	1:43.052	73.361
4	7:33.301	1:39.485	75.991
5	9:12.649	1:39.348	76.096

**14**

**18 Vic ALLAN**

SSEN Behind **4.622**

Best Time **1:40.196** Best Speed **75.452** On **4** Gp

Lap	Elapsed Time	Lap Time	Lap Speed
1	2:06.153	2:06.153	59.927
2	3:50.738	1:44.585	72.286
3	5:31.247	1:40.509	75.217
4	7:11.443	1:40.196	75.452
5	8:51.905	1:40.462	75.252

**11**

**12 David LEWIS**

SSEN Behind **4.287**

Best Time **1:39.861** Best Speed **75.705** On **5** Gp

Lap	Elapsed Time	Lap Time	Lap Speed
1	2:40.947	2:40.947	46.972
2	4:26.704	1:45.757	71.485
3	6:09.611	1:42.907	73.464
4	7:50.722	1:41.111	74.769
5	9:30.583	1:39.861	75.705

**15**

**15 Leon MURPHY**

SSEN Behind **5.431**

Best Time **1:41.005** Best Speed **74.848** On **5** Gp

Lap	Elapsed Time	Lap Time	Lap Speed
1	2:40.647	2:40.647	47.060
2	4:28.631	1:47.984	70.010
3	6:17.544	1:48.913	69.413
4	8:11.246	1:53.702	66.490
5	9:52.251	1:41.005	74.848

**12**

**54 Sam JOHNSON**

SSEN Behind **4.378**

Best Time **1:39.952** Best Speed **75.636** On **5** Gp

Lap	Elapsed Time	Lap Time	Lap Speed
1	2:39.436	2:39.436	47.417
2	4:23.313	1:43.877	72.778
3	6:06.745	1:43.432	73.091
4	7:46.848	1:40.103	75.522
5	9:26.800	1:39.952	75.636

**16**

**48 Martin McGRATH**

SSEN Behind **5.924**

Best Time **1:41.498** Best Speed **74.484** On **5** Gp

Lap	Elapsed Time	Lap Time	Lap Speed
1	2:43.255	2:43.255	46.308
2	4:28.833	1:45.578	71.606
3	6:15.416	1:46.583	70.931
4	8:00.026	1:44.610	72.268
5	9:41.524	1:41.498	74.484

# KDM HIRE COOKSTOWN 100

## SENIOR SUPPORT

### Group A Qualifying

Friday, 29 April 2016

## DETAILED RESULT



### Qualifying Classification

Position

<b>17</b>	<b>51 David HOLLAND</b>				
SSEN		Behind	<b>6.117</b>		
Best Time	<b>1:41.691</b>	Best Speed	<b>74.343</b>	On	<b>5</b> Gp
<i>Lap</i>	<i>Elapsed Time</i>	<i>Lap Time</i>	<i>Lap Speed</i>		
1	2:33.044	2:33.044	49.398		
2	4:19.416	1:46.372	71.071		
3	6:02.084	1:42.668	73.635		
4	7:44.058	1:41.974	74.137		
5	9:25.749	1:41.691	74.343		

<b>18</b>	<b>67 Gavin BROWN</b>				
SSEN		Behind	<b>6.220</b>		
Best Time	<b>1:41.794</b>	Best Speed	<b>74.268</b>	On	<b>5</b> Gp
<i>Lap</i>	<i>Elapsed Time</i>	<i>Lap Time</i>	<i>Lap Speed</i>		
1	2:42.084	2:42.084	46.642		
2	4:29.959	1:47.875	70.081		
3	6:17.813	1:47.854	70.095		
4	8:09.471	1:51.658	67.707		
5	9:51.265	1:41.794	74.268		

<b>19</b>	<b>39 Jonathan GORMLEY</b>				
SSEN		Behind	<b>6.499</b>		
Best Time	<b>1:42.073</b>	Best Speed	<b>74.065</b>	On	<b>5</b> Gp
<i>Lap</i>	<i>Elapsed Time</i>	<i>Lap Time</i>	<i>Lap Speed</i>		
1	2:27.704	2:27.704	51.183		
2	4:12.354	1:44.650	72.241		
3	5:56.722	1:44.368	72.436		
4	7:39.101	1:42.379	73.843		
5	9:21.174	1:42.073	74.065		

<b>20</b>	<b>10 James CHAWKE</b>				
SSEN		Behind	<b>6.941</b>		
Best Time	<b>1:42.515</b>	Best Speed	<b>73.745</b>	On	<b>5</b> Gp
<i>Lap</i>	<i>Elapsed Time</i>	<i>Lap Time</i>	<i>Lap Speed</i>		
1	2:39.309	2:39.309	47.455		
2	4:28.390	1:49.081	69.306		
3	6:15.283	1:46.893	70.725		
4	8:02.606	1:47.323	70.442		
5	9:45.121	1:42.515	73.745		

### Qualifying Classification

Position

<b>21</b>	<b>33 David HOWARD</b>				
SSEN		Behind	<b>7.828</b>		
Best Time	<b>1:43.402</b>	Best Speed	<b>73.113</b>	On	<b>4</b> Gp
<i>Lap</i>	<i>Elapsed Time</i>	<i>Lap Time</i>	<i>Lap Speed</i>		
1	2:31.828	2:31.828	49.793		
2	4:19.314	1:47.486	70.335		
3	6:06.390	1:47.076	70.604		
4	7:49.792	1:43.402	73.113		
5	9:33.962	1:44.170	72.574		

<b>22</b>	<b>57 Adrian LOGUE</b>				
SSEN		Behind	<b>8.285</b>		
Best Time	<b>1:43.859</b>	Best Speed	<b>72.791</b>	On	<b>5</b> Gp
<i>Lap</i>	<i>Elapsed Time</i>	<i>Lap Time</i>	<i>Lap Speed</i>		
1	2:22.498	2:22.498	53.053		
2	4:09.346	1:46.848	70.755		
3	5:55.787	1:46.441	71.025		
4	7:41.500	1:45.713	71.514		
5	9:25.359	1:43.859	72.791		

<b>23</b>	<b>66 Alan JOHNSTON</b>				
SSEN		Behind	<b>8.307</b>		
Best Time	<b>1:43.881</b>	Best Speed	<b>72.776</b>	On	<b>5</b> Gp
<i>Lap</i>	<i>Elapsed Time</i>	<i>Lap Time</i>	<i>Lap Speed</i>		
1	2:50.261	2:50.261	44.402		
2	4:39.360	1:49.099	69.295		
3	6:26.586	1:47.226	70.505		
4	8:11.967	1:45.381	71.740		
5	9:55.848	1:43.881	72.776		

<b>24</b>	<b>40 Michael HOEY</b>				
SSEN		Behind	<b>8.476</b>		
Best Time	<b>1:44.050</b>	Best Speed	<b>72.657</b>	On	<b>5</b> Gp
<i>Lap</i>	<i>Elapsed Time</i>	<i>Lap Time</i>	<i>Lap Speed</i>		
1	2:27.232	2:27.232	51.348		
2	4:18.944	1:51.712	67.674		
3	6:06.064	1:47.120	70.575		
4	7:56.036	1:49.972	68.745		
5	9:40.086	1:44.050	72.657		

# KDM HIRE COOKSTOWN 100

## SENIOR SUPPORT

Group A Qualifying

Friday, 29 April 2016

## DETAILED RESULT



### Qualifying Classification

Position

#### **25** 46 Mark JOHNSON

SSEN Behind 9.990

Best Time 1:45.564 Best Speed 71.615 On 4 Gp

Lap	Elapsed Time	Lap Time	Lap Speed
1	2:57.128	2:57.128	42.681
2	4:44.660	1:47.532	70.305
3	6:31.229	1:46.569	70.940
4	8:16.793	1:45.564	71.615
5	10:04.456	1:47.663	70.219

#### **26** 34 Yvonne MONTGOMERY

SSEN Behind 12.127

Best Time 1:47.701 Best Speed 70.194 On 5 Gp

Lap	Elapsed Time	Lap Time	Lap Speed
1	2:31.373	2:31.373	49.943
2	4:22.983	1:51.610	67.736
3	6:13.298	1:50.315	68.531
4	8:02.319	1:49.021	69.344
5	9:50.020	1:47.701	70.194

#### **27** 17 Karl FRERE

SSEN Behind 12.829

Best Time 1:48.403 Best Speed 69.740 On 3 Gp

Lap	Elapsed Time	Lap Time	Lap Speed
1	2:34.271	2:34.271	49.005
2	4:26.150	1:51.879	67.573
3	6:14.553	1:48.403	69.740
4	8:29.634	2:15.081	55.966
5	10:20.268	1:50.634	68.333

# KDM HIRE COOKSTOWN 100


## SENIOR SUPPORT Group B Qualifying Friday, 29 April 2016



Pos	Class	No	Name	Machine / Sponsor	----- Best Lap -----			Laps	
					Time	Behind	Speed		
<b>Qualifying Classification</b>									
1	SSEN	76	John HORGAN	Suzuki 750	1:31.974		82.197	4	7
2	SSEN	116	Michael WELDON	Yamaha 600	1:32.671	0.697	81.579	6	7
3	SSEN	171	Brian COOMEY	Yamaha 600	1:34.911	2.937	79.654	6	6
4	SSEN	97	William HARA	Yamaha 600 - New Look Blinds	1:36.003	4.029	78.748	7	7
5	SSEN	151	Scott MILLER	Yamaha 600	1:36.353	4.379	78.461	6	6
6	SSEN	74	Tommy HENRY	Yamaha 600 - NJT Racing	1:36.399	4.425	78.424	6	6
7	SSEN	79	Vinny BRENNAN	Yamaha 600 - Network 2000	1:36.584	4.610	78.274	7	7
8	SSEN	216	Mike NORBURY	Yamaha 600	1:36.964	4.990	77.967	7	7
9	SSEN	126	Chris WATSON	Kawasaki 600 - Watson Racing	1:38.084	6.110	77.077	6	7
10	SSEN	311	Allan BRODIE	Yamaha 600	1:38.095	6.121	77.068	7	7
11	SSEN	131	Robert CAIRNS	Suzuki 750	1:42.426	10.452	73.809	6	6
12	SSEN	88	Stephen FARRELL	Yamaha 600	1:43.549	11.575	73.009	5	6
13	SSEN	199	Paul FALLON	Yamaha 600	1:45.475	13.501	71.676	4	6
14	SSEN	113	Ian PERT	Suzuki 600 - Hedz Up	1:50.763	18.789	68.254	6	6
15	SSEN	130	Nigel McAULEY	Yamaha 600	1:52.214	20.240	67.371	5	5
16	SSEN	187	Paul SWORDS	Suzuki 750	2:02.041	30.067	61.946	1	2

Provisional result to be confirmed by the Stewards of the Meeting subject to completion of technical inspections & the time limit for protests

Page 1 / 1

Circuit	<b>Orritor</b>	Signed		Organising Club	<b>Cookstown &amp; District MCC</b>
Length(miles)	<b>2.1000</b>		Chief Timekeeper	Qualifying Started	<b>14:39</b>
Weather	<b>Sunny</b>	Issued At:	15:11		
Track	<b>Dry</b>				





# KDM HIRE COOKSTOWN 100

## SENIOR SUPPORT

### Group B Qualifying

Friday, 29 April 2016

## DETAILED RESULT



### Qualifying Classification

Position

#### **1** 76 John HORGAN

SSEN	Behind		
Best Time	1:31.974	Best Speed	82.197 On 4 Gp
Lap	Elapsed Time	Lap Time	Lap Speed
1	2:03.321	2:03.321	61.303
2	3:56.236	1:52.915	66.953
3	20:52.119	16:55.883	7.442
4	22:24.093	1:31.974	82.197
5	23:56.638	1:32.545	81.690
6	25:29.235	1:32.597	81.644
7	27:05.646	1:36.411	78.414

#### **2** 116 Michael WELDON

SSEN	Behind		
Best Time	1:32.671	Best Speed	81.579 On 6 Gp
Lap	Elapsed Time	Lap Time	Lap Speed
1	1:58.906	1:58.906	63.580
2	3:33.023	1:34.117	80.326
3	6:14.985	2:41.962	46.678
4	21:09.544	14:54.559	8.451
5	22:42.576	1:33.032	81.262
6	24:15.247	1:32.671	81.579
7	25:48.361	1:33.114	81.191

#### **3** 171 Brian COOMEY

SSEN	Behind		
Best Time	1:34.911	Best Speed	79.654 On 6 Gp
Lap	Elapsed Time	Lap Time	Lap Speed
1	2:34.657	2:34.657	48.882
2	4:27.876	1:53.219	66.773
3	21:20.523	16:52.647	7.466
4	22:56.312	1:35.789	78.923
5	24:33.364	1:37.052	77.896
6	26:08.275	1:34.911	79.654

#### **4** 97 William HARA

SSEN	Behind		
Best Time	1:36.003	Best Speed	78.748 On 7 Gp
Lap	Elapsed Time	Lap Time	Lap Speed
1	2:13.932	2:13.932	56.447
2	3:52.557	1:38.625	76.654
3	7:26.131	3:33.574	35.398
4	21:29.745	14:03.614	8.961
5	23:09.144	1:39.399	76.057
6	24:47.106	1:37.962	77.173
7	26:23.109	1:36.003	78.748

### Qualifying Classification

Position

#### **5** 151 Scott MILLER

SSEN	Behind		
Best Time	1:36.353	Best Speed	78.461 On 6 Gp
Lap	Elapsed Time	Lap Time	Lap Speed
1	2:25.113	2:25.113	52.097
2	4:25.658	2:00.545	62.715
3	21:16.982	16:51.324	7.475
4	22:55.116	1:38.134	77.038
5	24:32.339	1:37.223	77.759
6	26:08.692	1:36.353	78.461

#### **6** 74 Tommy HENRY

SSEN	Behind		
Best Time	1:36.399	Best Speed	78.424 On 6 Gp
Lap	Elapsed Time	Lap Time	Lap Speed
1	2:22.940	2:22.940	52.889
2	4:25.453	2:02.513	61.708
3	21:14.593	16:49.140	7.492
4	22:53.083	1:38.490	76.759
5	24:29.735	1:36.652	78.219
6	26:06.134	1:36.399	78.424

#### **7** 79 Vinny BRENNAN

SSEN	Behind		
Best Time	1:36.584	Best Speed	78.274 On 7 Gp
Lap	Elapsed Time	Lap Time	Lap Speed
1	2:04.923	2:04.923	60.517
2	3:42.155	1:37.232	77.752
3	6:13.585	2:31.430	49.924
4	21:01.567	14:47.982	8.514
5	22:38.823	1:37.256	77.733
6	24:16.750	1:37.927	77.200
7	25:53.334	1:36.584	78.274

#### **8** 216 Mike NORBURY

SSEN	Behind		
Best Time	1:36.964	Best Speed	77.967 On 7 Gp
Lap	Elapsed Time	Lap Time	Lap Speed
1	2:11.552	2:11.552	57.468
2	3:51.675	1:40.123	75.507
3	7:28.414	3:36.739	34.881
4	21:25.175	13:56.761	9.035
5	23:05.386	1:40.211	75.441
6	24:43.118	1:37.732	77.354
7	26:20.082	1:36.964	77.967



# KDM HIRE COOKSTOWN 100

## SENIOR SUPPORT

### Group B Qualifying

Friday, 29 April 2016

## DETAILED RESULT



### Qualifying Classification

Position

#### 9 126 Chris WATSON

SSEN Behind 6.110

Best Time 1:38.084 Best Speed 77.077 On 6 Gp

Lap	Elapsed Time	Lap Time	Lap Speed
1	2:07.604	2:07.604	59.246
2	3:46.531	1:38.927	76.420
3	6:22.482	2:35.951	48.477
4	21:09.225	14:46.743	8.526
5	22:48.606	1:39.381	76.071
6	24:26.690	1:38.084	77.077
7	26:04.941	1:38.251	76.946

### Qualifying Classification

Position

#### 13 199 Paul FALLON

SSEN Behind 13.501

Best Time 1:45.475 Best Speed 71.676 On 4 Gp

Lap	Elapsed Time	Lap Time	Lap Speed
1	2:40.105	2:40.105	47.219
2	4:50.701	2:10.596	57.888
3	21:28.862	16:38.161	7.574
4	23:14.337	1:45.475	71.676
5	25:01.343	1:47.006	70.650
6	26:48.331	1:46.988	70.662

#### 10 311 Allan BRODIE

SSEN Behind 6.121

Best Time 1:38.095 Best Speed 77.068 On 7 Gp

Lap	Elapsed Time	Lap Time	Lap Speed
1	2:10.487	2:10.487	57.937
2	3:51.356	1:40.869	74.949
3	7:29.805	3:38.449	34.608
4	21:29.270	13:59.465	9.006
5	23:08.821	1:39.551	75.941
6	24:50.576	1:41.755	74.296
7	26:28.671	1:38.095	77.068

#### 14 113 Ian PERT

SSEN Behind 18.789

Best Time 1:50.763 Best Speed 68.254 On 6 Gp

Lap	Elapsed Time	Lap Time	Lap Speed
1	2:48.660	2:48.660	44.824
2	5:04.278	2:15.618	55.745
3	21:38.751	16:34.473	7.602
4	23:31.305	1:52.554	67.168
5	25:25.252	1:53.947	66.347
6	27:16.015	1:50.763	68.254

#### 11 131 Robert CAIRNS

SSEN Behind 10.452

Best Time 1:42.426 Best Speed 73.809 On 6 Gp

Lap	Elapsed Time	Lap Time	Lap Speed
1	2:36.991	2:36.991	48.156
2	4:54.312	2:17.321	55.053
3	21:39.267	16:44.955	7.523
4	23:25.359	1:46.092	71.259
5	25:09.277	1:43.918	72.750
6	26:51.703	1:42.426	73.809

#### 15 130 Nigel McAULEY

SSEN Behind 20.240

Best Time 1:52.214 Best Speed 67.371 On 5 Gp

Lap	Elapsed Time	Lap Time	Lap Speed
1	2:40.045	2:40.045	47.237
2	4:57.279	2:17.234	55.088
3	21:48.817	16:51.538	7.474
4	23:43.346	1:54.529	66.009
5	25:35.560	1:52.214	67.371

#### 12 88 Stephen FARRELL

SSEN Behind 11.575

Best Time 1:43.549 Best Speed 73.009 On 5 Gp

Lap	Elapsed Time	Lap Time	Lap Speed
1	2:34.540	2:34.540	48.919
2	4:30.066	1:55.526	65.440
3	21:23.001	16:52.935	7.463
4	23:07.912	1:44.911	72.061
5	24:51.461	1:43.549	73.009
6	26:35.824	1:44.363	72.439

#### 16 187 Paul SWORDS

SSEN Behind 30.067

Best Time 2:02.041 Best Speed 61.946 On 1 Gp

Lap	Elapsed Time	Lap Time	Lap Speed
1	2:02.041	2:02.041	61.946
2	19:01.555	16:59.514	7.415



# KDM HIRE COOKSTOWN 100


## SENIOR SUPPORT COMBINED QUALIFYING



Pos	Class	No	Name	-----Best Time / Qual Laps-----		Overall Best Time / Speed / Total Qual Laps
				Session A	Session B	
<b>Qualifying Classification</b>						
1	SSEN	76	John HORGAN	-----	1:31.974	1:31.974 82.197
2	SSEN	116	Michael WELDON	-----	1:32.671	1:32.671 81.579
3	SSEN	171	Brian COOMEY	-----	1:34.911	1:34.911 79.654
4	SSEN	38	Paul WILLIAMS	1:35.574	-----	1:35.574 79.101
5	SSEN	97	William HARA	-----	1:36.003	1:36.003 78.748
6	SSEN	31	Gary O'BRIEN	1:36.264	-----	1:36.264 78.534
7	SSEN	151	Scott MILLER	-----	1:36.353	1:36.353 78.461
8	SSEN	74	Tommy HENRY	-----	1:36.399	1:36.399 78.424
9	SSEN	79	Vinny BRENNAN	-----	1:36.584	1:36.584 78.274
10	SSEN	216	Mike NORBURY	-----	1:36.964	1:36.964 77.967
11	SSEN	27	Douglas SHEARER	1:37.013	-----	1:37.013 77.928
12	SSEN	1	Brad VICARS	1:37.260	-----	1:37.260 77.730
13	SSEN	16	Steven CLARKE	1:37.944	-----	1:37.944 77.187
14	SSEN	126	Chris WATSON	-----	1:38.084	1:38.084 77.077
15	SSEN	311	Allan BRODIE	-----	1:38.095	1:38.095 77.068
16	SSEN	62	Sean CONNOLLY	1:38.096	-----	1:38.096 77.067
17	SSEN	43	Stephen DEGNAN	1:38.982	-----	1:38.982 76.378
18	SSEN	36	Chris THOMPSON	1:39.075	-----	1:39.075 76.306
19	SSEN	14	Rodney LITTLE	1:39.339	-----	1:39.339 76.103
20	SSEN	11	John CAHILL	1:39.348	-----	1:39.348 76.096
21	SSEN	12	David LEWIS	1:39.861	-----	1:39.861 75.705
22	SSEN	54	Sam JOHNSON	1:39.952	-----	1:39.952 75.636
23	SSEN	60	George SCOTT	1:40.189	-----	1:40.189 75.457
24	SSEN	18	Vic ALLAN	1:40.196	-----	1:40.196 75.452
25	SSEN	15	Leon MURPHY	1:41.005	-----	1:41.005 74.848
26	SSEN	48	Martin McGRATH	1:41.498	-----	1:41.498 74.484
27	SSEN	51	David HOLLAND	1:41.691	-----	1:41.691 74.343
28	SSEN	67	Gavin BROWN	1:41.794	-----	1:41.794 74.268
29	SSEN	39	Jonathan GORMLEY	1:42.073	-----	1:42.073 74.065
30	SSEN	131	Robert CAIRNS	-----	1:42.426	1:42.426 73.809
31	SSEN	10	James CHAWKE	1:42.515	-----	1:42.515 73.745
32	SSEN	33	David HOWARD	1:43.402	-----	1:43.402 73.113
33	SSEN	88	Stephen FARRELL	-----	1:43.549	1:43.549 73.009
34	SSEN	57	Adrian LOGUE	1:43.859	-----	1:43.859 72.791
35	SSEN	66	Alan JOHNSTON	1:43.881	-----	1:43.881 72.776
36	SSEN	40	Michael HOEY	1:44.050	-----	1:44.050 72.657
37	SSEN	199	Paul FALLON	-----	1:45.475	1:45.475 71.676
38	SSEN	46	Mark JOHNSON	1:45.564	-----	1:45.564 71.615
39	SSEN	34	Yvonne MONTGOMERY	1:47.701	-----	1:47.701 70.194
40	SSEN	17	Karl FRERE	1:48.403	-----	1:48.403 69.740
41	SSEN	113	Ian PERT	-----	1:50.763	1:50.763 68.254
42	SSEN	130	Nigel McAULEY	-----	1:52.214	1:52.214 67.371
43	SSEN	187	Paul SWORDS	-----	2:02.041	2:02.041 61.946

Provisional result to be confirmed by the Stewards of the Meeting subject to completion of technical inspections & the time limit for protests

Page 1 / 1

Circuit	<b>Orritor</b>	Signed	 Chief Timekeeper	Organising Club	<b>Cookstown &amp; District MCC</b>
Length(miles)	<b>2.1000</b>	Issued At:			
Weather					
Track					



**KDM HIRE COOKSTOWN 100**

SENIOR SUPPORT

Orritor 2.100 miles

R13: Greenvale Hotel Senior Support A

30/04/2016 15:30

Race (7 Laps)

**RACE 13 - SENIOR SUPPORT A**

11	54 A	60 B	
10	14 A	11 B	12 C
9	62 A	43 B	36 C
8			
7	126 A	311 B	
6	27 A	1 B	16 C
5	74 A	79 B	216 C
4			
3	151 A		
2	38 A	97 B	31 C
1	76 A POLE POSITION	116 B	171 C



Promoted by Cookstown and District Motorcycle Club

Orbits

Provisional result to be confirmed by the Stewards of the Meeting subject to the completion of technical inspections and the time limit for protests.

MCUI (Ulster Centre) Timing @ www.elaps-timing.com



**Ride on  
 Delta  
 Seven**

KDM HIRE COOKSTOWN 100

SENIOR SUPPORT

Orritor 2.100 miles

R1: Greenvale Hotel Senior Support B

29/04/2016 19:00

Race (6 Laps)

**FRIDAY - RACE 1 - SENIOR SUPPORT B**

10	130 A	187 B	132 C
9	34 A	17 B	113 C
8			
7	199 A	46 B	
6	57 A	66 B	40 C
5	10 A	33 B	88 C
4			
3	131 A		
2	51 A	67 B	39 C
1	18 A POLE POSITION	15 B	48 C



Promoted by Cookstown and District Motorcycle Club

Orbits

Provisional result to be confirmed by the Stewards of the Meeting subject to the completion of technical inspections and the time limit for protests.

MCUI (Ulster Centre) Timing @ www.elaps-timing.com



Ride on  
Delta  
Seven

# KDM HIRE COOKSTOWN 100

## SENIOR SUPPORT

### Race 1 - Greenvale Hotel Senior Support B

Friday, 29 April 2016



Pos	Class	No	Name	Machine / Sponsor	Gp	Lap	Total Time	Behind	Speed	-----Best Lap-----		
										Time	Speed	On

#### Race Classification


1	SSEN	15	Leon MURPHY	Suzuki 600	a	4	6:30.040		77.531	1:36.249	78.546	2
2	SSEN	18	Vic ALLAN	Kawasaki 600	a	4	6:40.692	10.652	75.469	1:38.849	76.480	2
3	SSEN	48	Martin McGRATH	Kawasaki 600 - PRB Racing	a	4	6:41.984	11.944	75.227	1:37.456	77.573	4
4	SSEN	39	Jonathan GORMLEY	Yamaha 600 - J & V Tyres & Services	a	4	6:43.032	12.992	75.031	1:38.108	77.058	4
5	SSEN	10	James CHAWKE	Suzuki 750	a	4	6:45.083	15.043	74.651	1:39.453	76.016	4
6	SSEN	33	David HOWARD	Suzuki 600	b	4	6:51.173	21.133	73.546	1:40.831	74.977	4
7	SSEN	88	Stephen FARRELL	Yamaha 600	a	4	6:54.718	24.678	72.917	1:40.205	75.445	2
8	SSEN	67	Gavin BROWN	Honda 600 - PBR	a	4	6:56.160	26.120	72.664	1:41.155	74.737	2
9	SSEN	132	Shaun WYNNE	Triumph 675	c	4	6:58.706	28.666	72.223	1:40.920	74.911	4
10	SSEN	199	Paul FALLON	Yamaha 600	b	4	7:07.190	37.150	70.788	1:44.709	72.200	4
11	SSEN	66	Alan JOHNSTON	Suzuki 600	b	4	7:07.565	37.525	70.726	1:43.956	72.723	4
12	SSEN	57	Adrian LOGUE	Suzuki 750	b	4	7:08.034	37.994	70.649	1:44.038	72.666	4
13	SSEN	34	Yvonne MONTGOMERY	Suzuki 600	c	4	7:13.050	43.010	69.830	1:46.754	70.817	2
14	SSEN	113	Ian PERT	Suzuki 600 - Hedz Up	c	4	7:18.564	48.524	68.952	1:46.713	70.844	2
15	SSEN	130	Nigel McAULEY	Yamaha 600	c	4	7:29.417	59.377	67.287	1:49.897	68.792	3
16	SSEN	179	James ROTHERY	Yamaha 600	c	4	7:37.505	1:07.465	66.098	1:52.004	67.498	2

#### Fastest Lap

SSEN	15	Leon MURPHY	Suzuki 600	1:36.249	78.546	2
------	----	-------------	------------	----------	--------	---

Provisional result to be confirmed by the Stewards of the Meeting subject to completion of technical inspections & the time limit for protests

Page 1 / 1

Circuit	<b>Orritor</b>	Signed	 Chief Timekeeper	Organising Club	<b>Cookstown &amp; District MCC</b>
Length(miles)	<b>2.1000</b>	Issued At:	19:02	Race Started	<b>18:50</b>
Weather	<b>Sunny</b>			Gp Time Diff - b 9.95 / c 21.30	
Track	<b>Dry</b>				




# KDM HIRE COOKSTOWN 100

## SENIOR SUPPORT

### Race 1 - Greenvale Hotel Senior Support B

Friday, 29 April 2016

## DETAILED RESULT



### Race Classification

#### **1** 15 Leon MURPHY

Total Time **6:30.040** Avg Speed **77.531** Behind  
Best Time **1:36.249** Best Speed **78.546** On **2** Gp **a**

Lap	Elapsed Time	Lap Time	Lap Speed
1	1:40.729	1:40.729	75.053
2	3:16.978	1:36.249	78.546
3	4:53.399	1:36.421	78.406
4	6:30.040	1:36.641	78.228

#### **2** 18 Vic ALLAN

Total Time **6:40.692** Avg Speed **75.469** Behind **10.652**  
Best Time **1:38.849** Best Speed **76.480** On **2** Gp **a**

Lap	Elapsed Time	Lap Time	Lap Speed
1	1:42.376	1:42.376	73.845
2	3:21.225	1:38.849	76.480
3	5:01.747	1:40.522	75.207
4	6:40.692	1:38.945	76.406

#### **3** 48 Martin McGRATH

Total Time **6:41.984** Avg Speed **75.227** Behind **11.944**  
Best Time **1:37.456** Best Speed **77.573** On **4** Gp **a**

Lap	Elapsed Time	Lap Time	Lap Speed
1	1:46.615	1:46.615	70.909
2	3:25.939	1:39.324	76.115
3	5:04.528	1:38.589	76.682
4	6:41.984	1:37.456	77.573

#### **4** 39 Jonathan GORMLEY

Total Time **6:43.032** Avg Speed **75.031** Behind **12.992**  
Best Time **1:38.108** Best Speed **77.058** On **4** Gp **a**

Lap	Elapsed Time	Lap Time	Lap Speed
1	1:44.607	1:44.607	72.270
2	3:25.064	1:40.457	75.256
3	5:04.924	1:39.860	75.706
4	6:43.032	1:38.108	77.058

#### **5** 10 James CHAWKE

Total Time **6:45.083** Avg Speed **74.651** Behind **15.043**  
Best Time **1:39.453** Best Speed **76.016** On **4** Gp **a**

Lap	Elapsed Time	Lap Time	Lap Speed
1	1:46.029	1:46.029	71.301
2	3:25.632	1:39.603	75.901
3	5:05.630	1:39.998	75.602
4	6:45.083	1:39.453	76.016

### Race Classification

#### **6** 33 David HOWARD

Total Time **6:51.173** Avg Speed **73.546** Behind **21.133**  
Best Time **1:40.831** Best Speed **74.977** On **4** Gp **b**

Lap	Elapsed Time	Lap Time	Lap Speed
1	1:47.935	1:47.935	70.042
2	3:29.358	1:41.423	74.539
3	5:10.342	1:40.984	74.863
4	6:51.173	1:40.831	74.977

#### **7** 88 Stephen FARRELL

Total Time **6:54.718** Avg Speed **72.917** Behind **24.678**  
Best Time **1:40.205** Best Speed **75.445** On **2** Gp **a**

Lap	Elapsed Time	Lap Time	Lap Speed
1	1:47.963	1:47.963	70.024
2	3:28.168	1:40.205	75.445
3	5:11.923	1:43.755	72.864
4	6:54.718	1:42.795	73.544

#### **8** 67 Gavin BROWN

Total Time **6:56.160** Avg Speed **72.664** Behind **26.120**  
Best Time **1:41.155** Best Speed **74.737** On **2** Gp **a**

Lap	Elapsed Time	Lap Time	Lap Speed
1	1:48.609	1:48.609	69.607
2	3:29.764	1:41.155	74.737
3	5:12.851	1:43.087	73.336
4	6:56.160	1:43.309	73.179

#### **9** 132 Shaun WYNNE

Total Time **6:58.706** Avg Speed **72.223** Behind **28.666**  
Best Time **1:40.920** Best Speed **74.911** On **4** Gp **c**

Lap	Elapsed Time	Lap Time	Lap Speed
1	1:52.237	1:52.237	67.357
2	3:35.527	1:43.290	73.192
3	5:17.786	1:42.259	73.930
4	6:58.706	1:40.920	74.911

#### **10** 199 Paul FALLON

Total Time **7:07.190** Avg Speed **70.788** Behind **37.150**  
Best Time **1:44.709** Best Speed **72.200** On **4** Gp **b**

Lap	Elapsed Time	Lap Time	Lap Speed
1	1:52.621	1:52.621	67.128
2	3:37.766	1:45.145	71.901
3	5:22.481	1:44.715	72.196
4	7:07.190	1:44.709	72.200


# KDM HIRE COOKSTOWN 100

## SENIOR SUPPORT

### Race 1 - Greenvale Hotel Senior Support B

Friday, 29 April 2016

## DETAILED RESULT



### Race Classification

#### **11** 66 Alan JOHNSTON

Total Time **7:07.565** Avg Speed **70.726** Behind **37.525**

Best Time **1:43.956** Best Speed **72.723** On **4** Gp **b**

Lap	Elapsed Time	Lap Time	Lap Speed
1	1:53.276	1:53.276	66.740
2	3:38.856	1:45.580	71.604
3	5:23.609	1:44.753	72.170
4	7:07.565	1:43.956	72.723

#### **12** 57 Adrian LOGUE

Total Time **7:08.034** Avg Speed **70.649** Behind **37.994**

Best Time **1:44.038** Best Speed **72.666** On **4** Gp **b**

Lap	Elapsed Time	Lap Time	Lap Speed
1	1:54.544	1:54.544	66.001
2	3:39.432	1:44.888	72.077
3	5:23.996	1:44.564	72.300
4	7:08.034	1:44.038	72.666

#### **13** 34 Yvonne MONTGOMERY

Total Time **7:13.050** Avg Speed **69.830** Behind **43.010**

Best Time **1:46.754** Best Speed **70.817** On **2** Gp **c**

Lap	Elapsed Time	Lap Time	Lap Speed
1	1:52.005	1:52.005	67.497
2	3:38.759	1:46.754	70.817
3	5:25.744	1:46.985	70.664
4	7:13.050	1:47.306	70.453

#### **14** 113 Ian PERT

Total Time **7:18.564** Avg Speed **68.952** Behind **48.524**

Best Time **1:46.713** Best Speed **70.844** On **2** Gp **c**

Lap	Elapsed Time	Lap Time	Lap Speed
1	1:54.681	1:54.681	65.922
2	3:41.394	1:46.713	70.844
3	5:29.113	1:47.719	70.183
4	7:18.564	1:49.451	69.072

#### **15** 130 Nigel McAULEY

Total Time **7:29.417** Avg Speed **67.287** Behind **59.377**

Best Time **1:49.897** Best Speed **68.792** On **3** Gp **c**

Lap	Elapsed Time	Lap Time	Lap Speed
1	1:59.225	1:59.225	63.410
2	3:49.530	1:50.305	68.537
3	5:39.427	1:49.897	68.792
4	7:29.417	1:49.990	68.734

### Race Classification

#### **16** 179 James ROTHERY

Total Time **7:37.505** Avg Speed **66.098** Behind **1:07.465**

Best Time **1:52.004** Best Speed **67.498** On **2** Gp **c**

Lap	Elapsed Time	Lap Time	Lap Speed
1	2:00.324	2:00.324	62.830
2	3:52.328	1:52.004	67.498
3	5:45.193	1:52.865	66.983
4	7:37.505	1:52.312	67.312



# KDM HIRE COOKSTOWN 100

## SENIOR SUPPORT

### Race 1 - Greenvale Hotel Senior Support B

## LAP CHART

**1**

No	Name	Gp	Time of Day	Lap Time
15	Leon MURPHY	a	18:52:26.859	1:40.729
18	Vic ALLAN	a	18:52:28.506	1:42.376
39	Jonathan GORMLEY	a	18:52:30.737	1:44.607
10	James CHAWKE	a	18:52:32.159	1:46.029
48	Martin McGRATH	a	18:52:32.745	1:46.615
33	David HOWARD	b	18:52:34.065	1:47.935
88	Stephen FARRELL	a	18:52:34.093	1:47.963
67	Gavin BROWN	a	18:52:34.739	1:48.609
34	Yvonne MONTGOMERY	c	18:52:38.135	1:52.005
132	Shaun WYNNE	c	18:52:38.367	1:52.237
199	Paul FALLON	b	18:52:38.751	1:52.621
66	Alan JOHNSTON	b	18:52:39.406	1:53.276
57	Adrian LOGUE	b	18:52:40.674	1:54.544
113	Ian PERT	c	18:52:40.811	1:54.681
130	Nigel McAULEY	c	18:52:45.355	1:59.225
179	James ROTHERY	c	18:52:46.454	2:00.324

**2**

No	Name	Gp	Time of Day	Lap Time
15	Leon MURPHY	a	18:54:03.108	1:36.249
18	Vic ALLAN	a	18:54:07.355	1:38.849
39	Jonathan GORMLEY	a	18:54:11.194	1:40.457
10	James CHAWKE	a	18:54:11.762	1:39.603
48	Martin McGRATH	a	18:54:12.069	1:39.324
88	Stephen FARRELL	a	18:54:14.298	1:40.205
33	David HOWARD	b	18:54:15.488	1:41.423
67	Gavin BROWN	a	18:54:15.894	1:41.155
132	Shaun WYNNE	c	18:54:21.657	1:43.290
199	Paul FALLON	b	18:54:23.896	1:45.145
34	Yvonne MONTGOMERY	c	18:54:24.889	1:46.754
66	Alan JOHNSTON	b	18:54:24.986	1:45.580
57	Adrian LOGUE	b	18:54:25.562	1:44.888
113	Ian PERT	c	18:54:27.524	1:46.713
130	Nigel McAULEY	c	18:54:35.660	1:50.305
179	James ROTHERY	c	18:54:38.458	1:52.004

**3**

No	Name	Gp	Time of Day	Lap Time
15	Leon MURPHY	a	18:55:39.529	1:36.421
18	Vic ALLAN	a	18:55:47.877	1:40.522
48	Martin McGRATH	a	18:55:50.658	1:38.589
39	Jonathan GORMLEY	a	18:55:51.054	1:39.860
10	James CHAWKE	a	18:55:51.760	1:39.998
33	David HOWARD	b	18:55:56.472	1:40.984
88	Stephen FARRELL	a	18:55:58.053	1:43.755
67	Gavin BROWN	a	18:55:58.981	1:43.087
132	Shaun WYNNE	c	18:56:03.916	1:42.259
199	Paul FALLON	b	18:56:08.611	1:44.715
66	Alan JOHNSTON	b	18:56:09.739	1:44.753
57	Adrian LOGUE	b	18:56:10.126	1:44.564
34	Yvonne MONTGOMERY	c	18:56:11.874	1:46.985
113	Ian PERT	c	18:56:15.243	1:47.719
130	Nigel McAULEY	c	18:56:25.557	1:49.897
179	James ROTHERY	c	18:56:31.323	1:52.865

**4**

No	Name	Gp	Time of Day	Lap Time
15	Leon MURPHY	a	18:57:16.170	1:36.641
18	Vic ALLAN	a	18:57:26.822	1:38.945
48	Martin McGRATH	a	18:57:28.114	1:37.456
39	Jonathan GORMLEY	a	18:57:29.162	1:38.108
10	James CHAWKE	a	18:57:31.213	1:39.453
33	David HOWARD	b	18:57:37.303	1:40.831
88	Stephen FARRELL	a	18:57:40.848	1:42.795
67	Gavin BROWN	a	18:57:42.290	1:43.309
132	Shaun WYNNE	c	18:57:44.836	1:40.920
199	Paul FALLON	b	18:57:53.320	1:44.709
66	Alan JOHNSTON	b	18:57:53.695	1:43.956
57	Adrian LOGUE	b	18:57:54.164	1:44.038
34	Yvonne MONTGOMERY	c	18:57:59.180	1:47.306
113	Ian PERT	c	18:58:04.694	1:49.451
130	Nigel McAULEY	c	18:58:15.547	1:49.990
179	James ROTHERY	c	18:58:23.635	1:52.312

# KDM HIRE COOKSTOWN 100

## SENIOR SUPPORT

### Race 15 - Greenvale Hotel Senior Support A

Saturday, 30 April 2016




Pos	Class	No	Name	Machine / Sponsor	Gp	Lap	Total Time	Behind	Speed	-----Best Lap-----		
										Time	Speed	On
<b>Race Classification</b>												
1	SSEN	76	John HORGAN	Suzuki 750	a	5	7:37.246		82.669	1:30.578	83.464	2
2	SSEN	116	Michael WELDON	Yamaha 600	a	5	7:44.487	7.241	81.380	1:31.520	82.605	2
3	SSEN	216	Mike NORBURY	Yamaha 600	b	5	7:54.150	16.904	79.722	1:32.895	81.382	3
4	SSEN	1	Brad VICARS	Honda 600	b	5	7:56.673	19.427	79.300	1:32.461	81.764	3
5	SSEN	74	Tommy HENRY	Yamaha 600 - NJT Racing	a	5	8:00.010	22.764	78.748	1:33.816	80.583	4
6	SSEN	38	Paul WILLIAMS	Kawasaki 600	a	5	8:00.868	23.622	78.608	1:33.835	80.567	4
7	SSEN	151	Scott MILLER	Yamaha 600	a	5	8:00.949	23.703	78.595	1:33.861	80.545	4
8	SSEN	12	David LEWIS	Suzuki 600	c	5	8:03.598	26.352	78.164	1:34.704	79.828	2
9	SSEN	36	Chris THOMPSON	Triumph 675	c	5	8:08.131	30.885	77.438	1:35.938	78.801	2
10	SSEN	43	Stephen DEGNAN	Kawasaki 600	c	5	8:08.226	30.980	77.423	1:34.804	79.743	4
11	SSEN	54	Sam JOHNSON	Yamaha	c	5	8:08.744	31.498	77.341	1:35.505	79.158	5
12	SSEN	62	Sean CONNOLLY	Kawasaki 600	b	5	8:10.442	33.196	77.073	1:34.367	80.113	5
13	SSEN	31	Gary O'BRIEN	Yamaha 600	a	5	8:10.446	33.200	77.073	1:36.680	78.196	3
14	SSEN	97	William HARA	Yamaha 600 - New Look Blinds	a	5	8:12.554	35.308	76.743	1:36.537	78.312	3
15	SSEN	311	Allan BRODIE	Yamaha 600	b	5	8:13.930	36.684	76.529	1:37.011	77.929	5
16	SSEN	16	Steven CLARKE	Suzuki 750	b	5	8:13.934	36.688	76.528	1:36.512	78.332	4
17	SSEN	14	Rodney LITTLE	Suzuki 600	c	5	8:14.530	37.284	76.436	1:37.113	77.847	5
18	SSEN	126	Chris WATSON	Kawasaki 600 - Watson Racing	b	5	8:14.567	37.321	76.430	1:34.974	79.601	5
19	SSEN	79	Vinny BRENNAN	Yamaha 600 - Network 2000	b	5	8:17.917	40.671	75.916	1:38.259	76.940	2
20	SSEN	11	John CAHILL	Suzuki 750	c	5	8:27.160	49.914	74.533	1:39.704	75.824	2
21	SSEN	60	George SCOTT	Honda 600	c	5	8:40.295	1:03.049	72.651	1:41.734	74.311	2

### Fastest Lap

SSEN	76	John HORGAN	Suzuki 750	1:30.578	83.464	2
------	----	-------------	------------	----------	--------	---

Provisional result to be confirmed by the Stewards of the Meeting subject to completion of technical inspections & the time limit for protests

Page 1 / 1

Circuit	<b>Orritor</b>	Signed	 Chief Timekeeper	Organising Club	<b>Cookstown &amp; District MCC</b>
Length(miles)	<b>2.1000</b>			Race Started	<b>17:21</b>
Weather	<b>Sunny</b>			Gp Time Diff - b 14.00 / c 28.64	
Track	<b>Dry</b>	Issued At:	17:34		




# KDM HIRE COOKSTOWN 100

## SENIOR SUPPORT

Race 15 - Greenvale Hotel Senior Support A

Saturday, 30 April 2016

## DETAILED RESULT



### Race Classification

#### **1** 76 John HORGAN

Total Time **7:37.246** Avg Speed **82.669** Behind  
Best Time **1:30.578** Best Speed **83.464** On **2** Gp **a**

Lap	Elapsed Time	Lap Time	Lap Speed
1	1:34.080	1:34.080	80.357
2	3:04.658	1:30.578	83.464
3	4:35.610	1:30.952	83.121
4	6:06.412	1:30.802	83.258
5	7:37.246	1:30.834	83.229

#### **2** 116 Michael WELDON

Total Time **7:44.487** Avg Speed **81.380** Behind **7.241**  
Best Time **1:31.520** Best Speed **82.605** On **2** Gp **a**

Lap	Elapsed Time	Lap Time	Lap Speed
1	1:37.699	1:37.699	77.381
2	3:09.219	1:31.520	82.605
3	4:40.913	1:31.694	82.448
4	6:12.575	1:31.662	82.477
5	7:44.487	1:31.912	82.253

#### **3** 216 Mike NORBURY

Total Time **7:54.150** Avg Speed **79.722** Behind **16.904**  
Best Time **1:32.895** Best Speed **81.382** On **3** Gp **b**

Lap	Elapsed Time	Lap Time	Lap Speed
1	1:39.216	1:39.216	76.197
2	3:13.598	1:34.382	80.100
3	4:46.493	1:32.895	81.382
4	6:21.056	1:34.563	79.947
5	7:54.150	1:33.094	81.208

#### **4** 1 Brad VICARS

Total Time **7:56.673** Avg Speed **79.300** Behind **19.427**  
Best Time **1:32.461** Best Speed **81.764** On **3** Gp **b**

Lap	Elapsed Time	Lap Time	Lap Speed
1	1:39.359	1:39.359	76.088
2	3:12.860	1:33.501	80.855
3	4:45.321	1:32.461	81.764
4	6:20.299	1:34.978	79.597
5	7:56.673	1:36.374	78.444

### Race Classification

#### **5** 74 Tommy HENRY

Total Time **8:00.010** Avg Speed **78.748** Behind **22.764**  
Best Time **1:33.816** Best Speed **80.583** On **4** Gp **a**

Lap	Elapsed Time	Lap Time	Lap Speed
1	1:42.074	1:42.074	74.064
2	3:16.938	1:34.864	79.693
3	4:52.227	1:35.289	79.338
4	6:26.043	1:33.816	80.583
5	8:00.010	1:33.967	80.454

#### **6** 38 Paul WILLIAMS

Total Time **8:00.868** Avg Speed **78.608** Behind **23.622**  
Best Time **1:33.835** Best Speed **80.567** On **4** Gp **a**

Lap	Elapsed Time	Lap Time	Lap Speed
1	1:42.716	1:42.716	73.601
2	3:17.983	1:35.267	79.356
3	4:52.669	1:34.686	79.843
4	6:26.504	1:33.835	80.567
5	8:00.868	1:34.364	80.115

#### **7** 151 Scott MILLER

Total Time **8:00.949** Avg Speed **78.595** Behind **23.703**  
Best Time **1:33.861** Best Speed **80.545** On **4** Gp **a**

Lap	Elapsed Time	Lap Time	Lap Speed
1	1:42.404	1:42.404	73.825
2	3:17.485	1:35.081	79.511
3	4:52.377	1:34.892	79.670
4	6:26.238	1:33.861	80.545
5	8:00.949	1:34.711	79.822

#### **8** 12 David LEWIS

Total Time **8:03.598** Avg Speed **78.164** Behind **26.352**  
Best Time **1:34.704** Best Speed **79.828** On **2** Gp **c**

Lap	Elapsed Time	Lap Time	Lap Speed
1	1:40.669	1:40.669	75.098
2	3:15.373	1:34.704	79.828
3	4:51.020	1:35.647	79.041
4	6:26.770	1:35.750	78.956
5	8:03.598	1:36.828	78.077


# KDM HIRE COOKSTOWN 100

## SENIOR SUPPORT

Race 15 - Greenvale Hotel Senior Support A

Saturday, 30 April 2016

## DETAILED RESULT



### Race Classification

#### **9** 36 Chris THOMPSON

Total Time **8:08.131** Avg Speed **77.438** Behind **30.885**

Best Time **1:35.938** Best Speed **78.801** On **2** Gp **c**

Lap	Elapsed Time	Lap Time	Lap Speed
1	1:42.355	1:42.355	73.861
2	3:18.293	1:35.938	78.801
3	4:54.602	1:36.309	78.497
4	6:30.684	1:36.082	78.683
5	8:08.131	1:37.447	77.581

### Race Classification

#### **13** 31 Gary O'BRIEN

Total Time **8:10.446** Avg Speed **77.073** Behind **33.200**

Best Time **1:36.680** Best Speed **78.196** On **3** Gp **a**

Lap	Elapsed Time	Lap Time	Lap Speed
1	1:41.534	1:41.534	74.458
2	3:19.543	1:38.009	77.136
3	4:56.223	1:36.680	78.196
4	6:33.343	1:37.120	77.842
5	8:10.446	1:37.103	77.855

#### **10** 43 Stephen DEGNAN

Total Time **8:08.226** Avg Speed **77.423** Behind **30.980**

Best Time **1:34.804** Best Speed **79.743** On **4** Gp **c**

Lap	Elapsed Time	Lap Time	Lap Speed
1	1:45.704	1:45.704	71.520
2	3:21.795	1:36.091	78.675
3	4:57.084	1:35.289	79.338
4	6:31.888	1:34.804	79.743
5	8:08.226	1:36.338	78.474

#### **14** 97 William HARA

Total Time **8:12.554** Avg Speed **76.743** Behind **35.308**

Best Time **1:36.537** Best Speed **78.312** On **3** Gp **a**

Lap	Elapsed Time	Lap Time	Lap Speed
1	1:43.625	1:43.625	72.955
2	3:20.949	1:37.324	77.679
3	4:57.486	1:36.537	78.312
4	6:35.568	1:38.082	77.078
5	8:12.554	1:36.986	77.949

#### **11** 54 Sam JOHNSON

Total Time **8:08.744** Avg Speed **77.341** Behind **31.498**

Best Time **1:35.505** Best Speed **79.158** On **5** Gp **c**

Lap	Elapsed Time	Lap Time	Lap Speed
1	1:43.347	1:43.347	73.152
2	3:20.368	1:37.021	77.921
3	4:56.915	1:36.547	78.304
4	6:33.239	1:36.324	78.485
5	8:08.744	1:35.505	79.158

#### **15** 311 Allan BRODIE

Total Time **8:13.930** Avg Speed **76.529** Behind **36.684**

Best Time **1:37.011** Best Speed **77.929** On **5** Gp **b**

Lap	Elapsed Time	Lap Time	Lap Speed
1	1:43.496	1:43.496	73.046
2	3:21.805	1:38.309	76.900
3	4:59.103	1:37.298	77.699
4	6:36.919	1:37.816	77.288
5	8:13.930	1:37.011	77.929

#### **12** 62 Sean CONNOLLY

Total Time **8:10.442** Avg Speed **77.073** Behind **33.196**

Best Time **1:34.367** Best Speed **80.113** On **5** Gp **b**

Lap	Elapsed Time	Lap Time	Lap Speed
1	1:44.763	1:44.763	72.163
2	3:22.363	1:37.600	77.459
3	4:59.898	1:37.535	77.511
4	6:36.075	1:36.177	78.605
5	8:10.442	1:34.367	80.113

#### **16** 16 Steven CLARKE

Total Time **8:13.934** Avg Speed **76.528** Behind **36.688**

Best Time **1:36.512** Best Speed **78.332** On **4** Gp **b**

Lap	Elapsed Time	Lap Time	Lap Speed
1	1:44.138	1:44.138	72.596
2	3:22.802	1:38.664	76.624
3	5:00.731	1:37.929	77.199
4	6:37.243	1:36.512	78.332
5	8:13.934	1:36.691	78.187


# KDM HIRE COOKSTOWN 100

## SENIOR SUPPORT

Race 15 - Greenvale Hotel Senior Support A

Saturday, 30 April 2016

## DETAILED RESULT



### Race Classification

#### **17** 14 Rodney LITTLE

Total Time **8:14.530** Avg Speed **76.436** Behind **37.284**

Best Time **1:37.113** Best Speed **77.847** On **5** Gp **c**

Lap	Elapsed Time	Lap Time	Lap Speed
1	1:43.144	1:43.144	73.296
2	3:21.587	1:38.443	76.796
3	4:59.491	1:37.904	77.218
4	6:37.417	1:37.926	77.201
5	8:14.530	1:37.113	77.847

### Race Classification

#### **21** 60 George SCOTT

Total Time **8:40.295** Avg Speed **72.651** Behind **1:03.049**

Best Time **1:41.734** Best Speed **74.311** On **2** Gp **c**

Lap	Elapsed Time	Lap Time	Lap Speed
1	1:49.716	1:49.716	68.905
2	3:31.450	1:41.734	74.311
3	5:13.686	1:42.236	73.947
4	6:56.613	1:42.927	73.450
5	8:40.295	1:43.682	72.915

#### **18** 126 Chris WATSON

Total Time **8:14.567** Avg Speed **76.430** Behind **37.321**

Best Time **1:34.974** Best Speed **79.601** On **5** Gp **b**

Lap	Elapsed Time	Lap Time	Lap Speed
1	1:44.961	1:44.961	72.027
2	3:23.158	1:38.197	76.988
3	5:01.089	1:37.931	77.197
4	6:39.593	1:38.504	76.748
5	8:14.567	1:34.974	79.601

#### **19** 79 Vinny BRENNAN

Total Time **8:17.917** Avg Speed **75.916** Behind **40.671**

Best Time **1:38.259** Best Speed **76.940** On **2** Gp **b**

Lap	Elapsed Time	Lap Time	Lap Speed
1	1:43.042	1:43.042	73.368
2	3:21.301	1:38.259	76.940
3	5:00.568	1:39.267	76.158
4	6:39.365	1:38.797	76.521
5	8:17.917	1:38.552	76.711

#### **20** 11 John CAHILL

Total Time **8:27.160** Avg Speed **74.533** Behind **49.914**

Best Time **1:39.704** Best Speed **75.824** On **2** Gp **c**

Lap	Elapsed Time	Lap Time	Lap Speed
1	1:46.624	1:46.624	70.903
2	3:26.328	1:39.704	75.824
3	5:06.052	1:39.724	75.809
4	6:45.997	1:39.945	75.642
5	8:27.160	1:41.163	74.731

# KDM HIRE COOKSTOWN 100

## SENIOR SUPPORT

### Race 15 - Greenvale Hotel Senior Support A

## LAP CHART



1					3					5				
No	Name	Gp	Time of Day	Lap Time	No	Name	Gp	Time of Day	Lap Time	No	Name	Gp	Time of Day	Lap Time
76	John HORGAN	a	17:22:41.307	1:34.080	76	John HORGAN	a	17:25:42.837	1:30.952	76	John HORGAN	a	17:28:44.473	1:30.834
116	Michael WELDON	a	17:22:44.926	1:37.699	116	Michael WELDON	a	17:25:48.140	1:31.694	116	Michael WELDON	a	17:28:51.714	1:31.912
216	Mike NORBURY	b	17:22:46.443	1:39.216	1	Brad VICARS	b	17:25:52.548	1:32.461	216	Mike NORBURY	b	17:29:01.377	1:33.094
1	Brad VICARS	b	17:22:46.586	1:39.359	216	Mike NORBURY	b	17:25:53.720	1:32.895	1	Brad VICARS	b	17:29:03.900	1:36.374
12	David LEWIS	c	17:22:47.896	1:40.669	12	David LEWIS	c	17:25:58.247	1:35.647	74	Tommy HENRY	a	17:29:07.237	1:33.967
31	Gary O'BRIEN	a	17:22:48.761	1:41.534	74	Tommy HENRY	a	17:25:59.454	1:35.289	38	Paul WILLIAMS	a	17:29:08.095	1:34.364
74	Tommy HENRY	a	17:22:49.301	1:42.074	151	Scott MILLER	a	17:25:59.604	1:34.892	151	Scott MILLER	a	17:29:08.176	1:34.711
36	Chris THOMPSON	c	17:22:49.582	1:42.355	38	Paul WILLIAMS	a	17:25:59.896	1:34.686	12	David LEWIS	c	17:29:10.825	1:36.828
151	Scott MILLER	a	17:22:49.631	1:42.404	36	Chris THOMPSON	c	17:26:01.829	1:36.309	36	Chris THOMPSON	c	17:29:15.358	1:37.447
38	Paul WILLIAMS	a	17:22:49.943	1:42.716	31	Gary O'BRIEN	a	17:26:03.450	1:36.680	43	Stephen DEGNAN	c	17:29:15.453	1:36.338
79	Vinny BRENNAN	b	17:22:50.269	1:43.042	54	Sam JOHNSON	c	17:26:04.142	1:36.547	54	Sam JOHNSON	c	17:29:15.971	1:35.505
14	Rodney LITTLE	c	17:22:50.371	1:43.144	43	Stephen DEGNAN	c	17:26:04.311	1:35.289	62	Sean CONNOLLY	b	17:29:17.669	1:34.367
54	Sam JOHNSON	c	17:22:50.574	1:43.347	97	William HARA	a	17:26:04.713	1:36.537	31	Gary O'BRIEN	a	17:29:17.673	1:37.103
311	Allan BRODIE	b	17:22:50.723	1:43.496	311	Allan BRODIE	b	17:26:06.330	1:37.298	97	William HARA	a	17:29:19.781	1:36.986
97	William HARA	a	17:22:50.852	1:43.625	14	Rodney LITTLE	c	17:26:06.718	1:37.904	311	Allan BRODIE	b	17:29:21.157	1:37.011
16	Steven CLARKE	b	17:22:51.365	1:44.138	62	Sean CONNOLLY	b	17:26:07.125	1:37.535	16	Steven CLARKE	b	17:29:21.161	1:36.691
62	Sean CONNOLLY	b	17:22:51.990	1:44.763	79	Vinny BRENNAN	b	17:26:07.795	1:39.267	14	Rodney LITTLE	c	17:29:21.757	1:37.113
126	Chris WATSON	b	17:22:52.188	1:44.961	16	Steven CLARKE	b	17:26:07.958	1:37.929	126	Chris WATSON	b	17:29:21.794	1:34.974
43	Stephen DEGNAN	c	17:22:52.931	1:45.704	126	Chris WATSON	b	17:26:08.316	1:37.931	79	Vinny BRENNAN	b	17:29:25.144	1:38.552
11	John CAHILL	c	17:22:53.851	1:46.624	11	John CAHILL	c	17:26:13.279	1:39.724	11	John CAHILL	c	17:29:34.387	1:41.163
60	George SCOTT	c	17:22:56.943	1:49.716	60	George SCOTT	c	17:26:20.913	1:42.236	60	George SCOTT	c	17:29:47.522	1:43.682

2					4				
No	Name	Gp	Time of Day	Lap Time	No	Name	Gp	Time of Day	Lap Time
76	John HORGAN	a	17:24:11.885	1:30.578	76	John HORGAN	a	17:27:13.639	1:30.802
116	Michael WELDON	a	17:24:16.446	1:31.520	116	Michael WELDON	a	17:27:19.802	1:31.662
1	Brad VICARS	b	17:24:20.087	1:33.501	1	Brad VICARS	b	17:27:27.526	1:34.978
216	Mike NORBURY	b	17:24:20.825	1:34.382	216	Mike NORBURY	b	17:27:28.283	1:34.563
12	David LEWIS	c	17:24:22.600	1:34.704	74	Tommy HENRY	a	17:27:33.270	1:33.816
74	Tommy HENRY	a	17:24:24.165	1:34.864	151	Scott MILLER	a	17:27:33.465	1:33.861
151	Scott MILLER	a	17:24:24.712	1:35.081	38	Paul WILLIAMS	a	17:27:33.731	1:33.835
38	Paul WILLIAMS	a	17:24:25.210	1:35.267	12	David LEWIS	c	17:27:33.997	1:35.750
36	Chris THOMPSON	c	17:24:25.520	1:35.938	36	Chris THOMPSON	c	17:27:37.911	1:36.082
31	Gary O'BRIEN	a	17:24:26.770	1:38.009	43	Stephen DEGNAN	c	17:27:39.115	1:34.804
54	Sam JOHNSON	c	17:24:27.595	1:37.021	54	Sam JOHNSON	c	17:27:40.466	1:36.324
97	William HARA	a	17:24:28.176	1:37.324	31	Gary O'BRIEN	a	17:27:40.570	1:37.120
79	Vinny BRENNAN	b	17:24:28.528	1:38.259	97	William HARA	a	17:27:42.795	1:38.082
14	Rodney LITTLE	c	17:24:28.814	1:38.443	62	Sean CONNOLLY	b	17:27:43.302	1:36.177
43	Stephen DEGNAN	c	17:24:29.022	1:36.091	311	Allan BRODIE	b	17:27:44.146	1:37.816
311	Allan BRODIE	b	17:24:29.032	1:38.309	16	Steven CLARKE	b	17:27:44.470	1:36.512
62	Sean CONNOLLY	b	17:24:29.590	1:37.600	14	Rodney LITTLE	c	17:27:44.644	1:37.926
16	Steven CLARKE	b	17:24:30.029	1:38.664	79	Vinny BRENNAN	b	17:27:46.592	1:38.797
126	Chris WATSON	b	17:24:30.385	1:38.197	126	Chris WATSON	b	17:27:46.820	1:38.504
11	John CAHILL	c	17:24:33.555	1:39.704	11	John CAHILL	c	17:27:53.224	1:39.945
60	George SCOTT	c	17:24:38.677	1:41.734	60	George SCOTT	c	17:28:03.840	1:42.927

**ROAD RACE - IRISH SENIOR SUPPORT**

2016

Pos	No.	Name	Total	Diff	Gap	#1	#2	#3
						R1	R1	R1
1	116	Michael WELDON	40	0	0	x	20	20
2	311	Allan BRODIE	28	12	12		7	1
3	76	John HORGAN	25	15	3	x	x	25
4	143	Joe NEWBOULD	25	15	0	x	25	x
5	119	Kris DUNCAN	25	15	0	25	x	x
6	38	Paul WILLIAMS	23	17	2	x	13	10
7	62	Sean CONNOLLY	22	18	1	2	16	4
8	74	Tommy HENRY	20	20	2	x	9	11
9	16	Steven CLARKE	17	23	3	11	6	x
10	216	Mike NORBURY	16	24	1	x	x	16
11	147	Sean SEDDON	16	24	0	16	x	x
12	151	Scott MILLER	14	26	2	x	5	9
13	43	Stephen DEGNAN	14	26	0	8	x	6
14	1	Brad VICARS	13	27	1	x	x	13
15	79	Vinny BRENNAN	13	27	0	13	x	x
16	54	Sam JOHNSON	12	28	1	5	2	5
17	171	Brian COOMEY	11	29	1	x	11	x
18	187	Paul SWORDS	10	30	1	x	10	x
19	131	Robert CAIRNS	10	30	0	10	x	x
20	31	Colin CROFT	9	31	1	9	x	x
21	12	David LEWIS	8	32	1	x	x	8
22	18	Vic ALLAN	8	32	0	x	8	x
23	36	Chris THOMPSON	7	33	1	x	x	7
24	17	Alastair BAYLEY	7	33	0	7	x	x
25	127	Stephen CASEY	6	34	1	6	x	x
26	14	Rodney LITTLE	4	36	2	x	4	x
27	103	Richard DUNCAN	4	36	0	4	x	x
28	31	Gary O'BRIEN	3	37	1	x	x	3
29	67	Gavin BROWN	3	37	0	x	3	x
30	22	Dario CECCONI	3	37	0	3	x	x
31	97	William HARA	2	38	1	x	x	2
32	39	Jonathan GORMLEY	1	39	1	x	1	x
33	60	George SCOTT	1	39	0	1	x	x

**Event Legend**

#1	01/04/2016	JFM HAULAGE MID-ANTRIM 150	#3	29/04/2016	KDM HIRE COOKSTOWN 100
#2	22/04/2016	AROUND A POUND TANDRAGEE 100			

**ROAD RACE - ULSTER SENIOR SUPPORT**

2016

Pos	No.	Name	Total	Diff	Gap	#1	#2	#3
						R1	R1	R1
1	116	Michael WELDON	40	0	0	x	20	20
2	311	Allan BRODIE	28	12	12		7	1
3	76	John HORGAN	25	15	3	x	x	25
4	143	Joe NEWBOULD	25	15	0	x	25	x
5	119	Kris DUNCAN	25	15	0	25	x	x
6	38	Paul WILLIAMS	23	17	2	x	13	10
7	62	Sean CONNOLLY	22	18	1	2	16	4
8	74	Tommy HENRY	20	20	2	x	9	11
9	16	Steven CLARKE	17	23	3	11	6	x
10	216	Mike NORBURY	16	24	1	x	x	16
11	147	Sean SEDDON	16	24	0	16	x	x
12	151	Scott MILLER	14	26	2	x	5	9
13	43	Stephen DEGNAN	14	26	0	8	x	6
14	1	Brad VICARS	13	27	1	x	x	13
15	79	Vinny BRENNAN	13	27	0	13	x	x
16	54	Sam JOHNSON	12	28	1	5	2	5
17	171	Brian COOMEY	11	29	1	x	11	x
18	187	Paul SWORDS	10	30	1	x	10	x
19	131	Robert CAIRNS	10	30	0	10	x	x
20	31	Colin CROFT	9	31	1	9	x	x
21	12	David LEWIS	8	32	1	x	x	8
22	18	Vic ALLAN	8	32	0	x	8	x
23	36	Chris THOMPSON	7	33	1	x	x	7
24	17	Alastair BAYLEY	7	33	0	7	x	x
25	127	Stephen CASEY	6	34	1	6	x	x
26	14	Rodney LITTLE	4	36	2	x	4	x
27	103	Richard DUNCAN	4	36	0	4	x	x
28	31	Gary O'BRIEN	3	37	1	x	x	3
29	67	Gavin BROWN	3	37	0	x	3	x
30	22	Dario CECCONI	3	37	0	3	x	x
31	97	William HARA	2	38	1	x	x	2
32	39	Jonathan GORMLEY	1	39	1	x	1	x
33	60	George SCOTT	1	39	0	1	x	x

**Event Legend**

#1	01/04/2016	JFM HAULAGE MID-ANTRIM 150	#3	29/04/2016	KDM HIRE COOKSTOWN 100
#2	22/04/2016	AROUND A POUND TANDRAGEE 100			