



COOKSTOWN 100

Friday 29th & Saturday 30th April 2016

promoted by Cookstown & District MCC
www.cookstown100.com



**COOKSTOWN CARAVANS
& DREW STEWART AUTO REPAIRS
JUNIOR SUPPORT**



Comhairle Ceantair
Lár Uladh
Mid Ulster
District Council

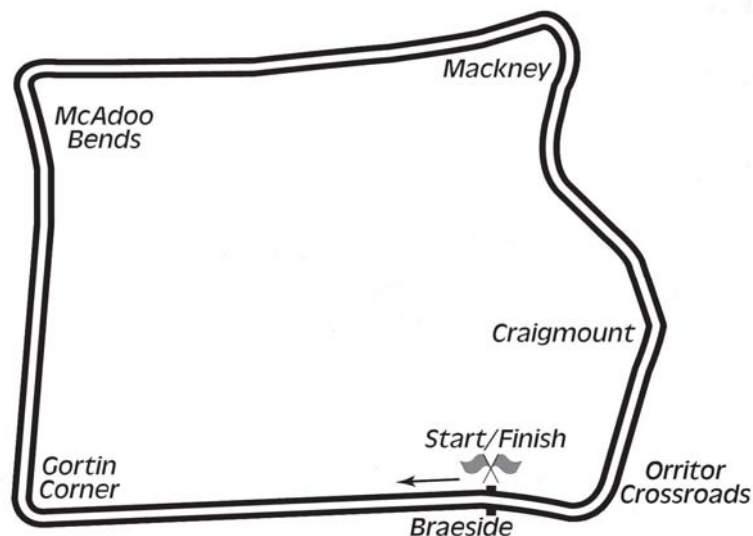


2&4
WHEEL MOTORSPORT
STEERING GROUP LTD.



tourism
northernireland

Orritor Circuit 2.1 miles



LAP RECORDS

Class	Rider	Machine	m	s	mph	Year
125cc	William Dunlop	Honda	1	34.755	79.785	2010
Moto 3	Barry Davidson	Honda 250	1	39.075	76.306	2012
Moto 450	Ryan Farquhar	Kawasaki	1	35.432	79.219	2012
250cc	William Dunlop	Honda	1	29.658	84.320	2009
Supersport 400	Ian Morrell	Yamaha	1	35.698	78.999	2015
Supertwin	James Cowton	Kawasaki	1	29.657	84.321	2015
Supersport	Michael Dunlop	Yamaha	1	24.783	89.169	2011
Superbike	Michael Dunlop	Honda	1	22.641	91.480	2013
Senior Support	Gary Robinson	Yamaha 600	1	29.956	84.041	2007
Junior Support	Mark Hanna	Honda 250	1	33.788	80.607	2013
Classic 1000cc	Wattie Brown	Norton 920	1	40.273	75.394	2006
Classic 500cc	Neill McWhirter	Norton	1	41.491	74.489	2010
Classic 350cc	Paul Coward	Honda	1	43.421	73.099	2004
Classic 250cc	Geoff McMullan	Suzuki	1	47.294	70.461	2006

MOST WINS at COOKSTOWN 100

Ryan Farquhar	26	1996-12 (400-1, 450-2, STWN-4, SSP-5, SBK-13, SJUN-1)
Ray McCullough	14	1967-79 (250-8, 350-3, 500-3)
Joey Dunlop	11	1977-98 (125-1, 250-4, 350-2, 500-2, SSP-1, SBK-1)
Robert Dunlop	11	1985-08 (125-7, 250-1, 250 B-1, 350-1, SBK-1)
William Dunlop	11	2006-15 (125-3, 250-5, SSP-2, SBK B-1)
Phillip McCallen	10	1987-96 (250-3, 350-1, SSP-2, SBK-4)
Michael Dunlop	9	2006-15 (125-1, 250-1, STWN-2, STWN B-1, SSP-1, SBK-2, SJUN-1)
Courtney Junk	8	1974-83 (200-2, 250-4, 350-1, 500-1)
Mervyn Elwood	8	1987-97 (C500-5, C1000-3)
Noel Hudson	7	1975-95 (250-2, JUN-1, 500-1, SBK-3)
Bill Swallow	7	1987-00 (C350-2, C500-5)
Darran Lindsay	7	2000-05 (125-2, 250-2, SSP-2, SBK-1)

MOST WINS AT ALL IRISH ROAD RACE MEETINGS (after Tandragee 100 2016)

Ryan Farquhar	211	1995-16
Joey Dunlop	156	1971-00
Robert Dunlop	135	1980-08
William Dunlop	113	2005-16
Ray McCullough	109	1960-82
Phillip McCallen	109	1987-99
Michael Dunlop	92	2006-15
Brian Reid	78	1980-94
Darran Lindsay	74	1999-06
James Courtney	66	1992-99

KDM HIRE COOKSTOWN 100


JUNIOR SUPPORT Group A Qualifying Friday, 29 April 2016



Pos	Class	No	Name	Machine / Sponsor	----- Best Lap -----				Laps
					Time	Behind	Speed	On	
Qualifying Classification									
1	SJUN	10	James CHAWKE	Kawasaki 650 - McKinstry Racing	1:36.751		78.139	4	6
2	SJUN	1	Brad VICARS	Kawasaki 650	1:38.012	1.261	77.133	2	2
3	SJUN	53	Veronika HANKOCYOVA	Kawasaki 650 - R T & E Racing	1:38.176	1.425	77.005	4	6
4	SJUN	29	Alastair HAWORTH	Yamaha 400	1:40.259	3.508	75.405	5	5
5	SJUN	51	Scott MILLER	Kawasaki 400	1:40.484	3.733	75.236	4	5
6	SJUN	22	Paul O'ROURKE	Kawasaki 650 - Moriarty's Supervalu	1:41.525	4.774	74.464	5	5
7	SJUN	34	Andrew McMULLAN	Kawasaki 650	1:41.554	4.803	74.443	5	5
8	SJUN	59	Anthony AMBLER	Suzuki 650 - Chris Ambler Race Fab	1:41.607	4.856	74.404	4	5
9	SJUN	38	Jordan McFERRAN	Suzuki 650 - Cam Racing	1:43.086	6.335	73.337	3	5
10	SJUN	25	Rob LIVESEY	Kawasaki 650 - PRB Racing	1:43.408	6.657	73.108	5	5
11	SJUN	42	Brian LOUGHLIN	Suzuki 650	1:44.089	7.338	72.630	5	5
12	SJUN	18	Vic ALLAN	Kawasaki 400	1:45.365	8.614	71.751	3	5
13	SJUN	32	Aaron BOYD	Suzuki 650 - Team Miserable	1:46.719	9.968	70.840	5	5
14	SJUN	11	John CAHILL	Suzuki 650	1:47.066	10.315	70.611	5	5
15	SJUN	41	Wayne MARTIN	Honda 400	1:49.114	12.363	69.285	4	5
16	SJUN	40	Michael HOEY	Honda 400	1:52.196	15.445	67.382	5	5
17	SJUN	54	Johnny McCAY	Kawasaki 400	1:52.472	15.721	67.217	4	5
18	SJUN	46	Mark JOHNSON	Kawasaki 400 - MJ Racing	1:53.051	16.300	66.872	3	5
19	SJUN	58	Adrian LOGUE	Kawasaki 400	1:54.885	18.134	65.805	4	5
20	SJUN	30	David GRAHAM	Suzuki 650 - Patch Racing	1:55.819	19.068	65.274	3	5
21	SJUN	43	Philip CROSBIE	Kawasaki 650	1:59.496	22.745	63.266	2	4

Provisional result to be confirmed by the Stewards of the Meeting subject to completion of technical inspections & the time limit for protests

Page 1 / 1

Circuit	Orritor	Signed		Organising Club	Cookstown & District MCC
Length(miles)	2.1000		Chief Timekeeper	Qualifying Started	17:14
Weather	Sunny	Issued At:	17:32		
Track	Dry				



KDM HIRE COOKSTOWN 100

JUNIOR SUPPORT

Group A Qualifying

Friday, 29 April 2016

DETAILED RESULT



Qualifying Classification

Position

1 10 James CHAWKE

SJUN			Behind		
Best Time	1:36.751	Best Speed	78.139	On	4 Gp
Lap	Elapsed Time	Lap Time	Lap Speed		
1	2:11.348	2:11.348	57.557		
2	3:50.229	1:38.881	76.456		
3	5:28.816	1:38.587	76.684		
4	7:05.567	1:36.751	78.139		
5	8:43.782	1:38.215	76.974		
6	10:41.850	1:58.068	64.031		

2 1 Brad VICARS

SJUN			Behind		1.261
Best Time	1:38.012	Best Speed	77.133	On	2 Gp
Lap	Elapsed Time	Lap Time	Lap Speed		
1	2:08.101	2:08.101	59.016		
2	3:46.113	1:38.012	77.133		

3 53 Veronika HANKOCYOVA

SJUN			Behind		1.425
Best Time	1:38.176	Best Speed	77.005	On	4 Gp
Lap	Elapsed Time	Lap Time	Lap Speed		
1	2:12.698	2:12.698	56.971		
2	3:53.876	1:41.178	74.720		
3	5:34.098	1:40.222	75.433		
4	7:12.274	1:38.176	77.005		
5	8:52.018	1:39.744	75.794		
6	10:48.874	1:56.856	64.695		

4 29 Alastair HAWORTH

SJUN			Behind		3.508
Best Time	1:40.259	Best Speed	75.405	On	5 Gp
Lap	Elapsed Time	Lap Time	Lap Speed		
1	2:42.723	2:42.723	46.459		
2	4:24.496	1:41.773	74.283		
3	6:07.554	1:43.058	73.357		
4	7:48.747	1:41.193	74.709		
5	9:29.006	1:40.259	75.405		

Qualifying Classification

Position

5 51 Scott MILLER

SJUN			Behind		3.733
Best Time	1:40.484	Best Speed	75.236	On	4 Gp
Lap	Elapsed Time	Lap Time	Lap Speed		
1	2:49.605	2:49.605	44.574		
2	4:33.595	1:43.990	72.699		
3	6:14.165	1:40.570	75.172		
4	7:54.649	1:40.484	75.236		
5	9:36.337	1:41.688	74.345		

6 22 Paul O'ROURKE

SJUN			Behind		4.774
Best Time	1:41.525	Best Speed	74.464	On	5 Gp
Lap	Elapsed Time	Lap Time	Lap Speed		
1	2:33.219	2:33.219	49.341		
2	4:17.968	1:44.749	72.173		
3	6:05.753	1:47.785	70.140		
4	7:49.515	1:43.762	72.859		
5	9:31.040	1:41.525	74.464		

7 34 Andrew McMULLAN

SJUN			Behind		4.803
Best Time	1:41.554	Best Speed	74.443	On	5 Gp
Lap	Elapsed Time	Lap Time	Lap Speed		
1	2:42.896	2:42.896	46.410		
2	4:27.268	1:44.372	72.433		
3	6:11.156	1:43.888	72.771		
4	7:54.441	1:43.285	73.196		
5	9:35.995	1:41.554	74.443		

8 59 Anthony AMBLER

SJUN			Behind		4.856
Best Time	1:41.607	Best Speed	74.404	On	4 Gp
Lap	Elapsed Time	Lap Time	Lap Speed		
1	2:29.706	2:29.706	50.499		
2	4:13.397	1:43.691	72.909		
3	5:55.933	1:42.536	73.730		
4	7:37.540	1:41.607	74.404		
5	9:20.490	1:42.950	73.434		

KDM HIRE COOKSTOWN 100

JUNIOR SUPPORT

Group A Qualifying

Friday, 29 April 2016

DETAILED RESULT



Qualifying Classification

Position

9

38 Jordan McFERRAN

SJUN Behind **6.335**

Best Time **1:43.086** Best Speed **73.337** On **3** Gp

Lap	Elapsed Time	Lap Time	Lap Speed
1	2:29.075	2:29.075	50.713
2	4:13.677	1:44.602	72.274
3	5:56.763	1:43.086	73.337
4	7:40.190	1:43.427	73.095
5	9:23.452	1:43.262	73.212

Qualifying Classification

Position

13

32 Aaron BOYD

SJUN Behind **9.968**

Best Time **1:46.719** Best Speed **70.840** On **5** Gp

Lap	Elapsed Time	Lap Time	Lap Speed
1	2:27.210	2:27.210	51.355
2	4:17.565	1:50.355	68.506
3	6:05.612	1:48.047	69.970
4	7:54.039	1:48.427	69.724
5	9:40.758	1:46.719	70.840

10

25 Rob LIVESEY

SJUN Behind **6.657**

Best Time **1:43.408** Best Speed **73.108** On **5** Gp

Lap	Elapsed Time	Lap Time	Lap Speed
1	2:39.883	2:39.883	47.285
2	4:24.118	1:44.235	72.528
3	6:08.300	1:44.182	72.565
4	7:54.142	1:45.842	71.427
5	9:37.550	1:43.408	73.108

14

11 John CAHILL

SJUN Behind **10.315**

Best Time **1:47.066** Best Speed **70.611** On **5** Gp

Lap	Elapsed Time	Lap Time	Lap Speed
1	2:28.485	2:28.485	50.914
2	4:15.940	1:47.455	70.355
3	6:08.117	1:52.177	67.393
4	7:56.249	1:48.132	69.915
5	9:43.315	1:47.066	70.611

11

42 Brian LOUGHLIN

SJUN Behind **7.338**

Best Time **1:44.089** Best Speed **72.630** On **5** Gp

Lap	Elapsed Time	Lap Time	Lap Speed
1	2:47.412	2:47.412	45.158
2	4:35.585	1:48.173	69.888
3	6:20.298	1:44.713	72.197
4	8:04.716	1:44.418	72.401
5	9:48.805	1:44.089	72.630

15

41 Wayne MARTIN

SJUN Behind **12.363**

Best Time **1:49.114** Best Speed **69.285** On **4** Gp

Lap	Elapsed Time	Lap Time	Lap Speed
1	2:33.113	2:33.113	49.375
2	4:23.930	1:50.817	68.221
3	6:13.068	1:49.138	69.270
4	8:02.182	1:49.114	69.285
5	9:54.946	1:52.764	67.043

12

18 Vic ALLAN

SJUN Behind **8.614**

Best Time **1:45.365** Best Speed **71.751** On **3** Gp

Lap	Elapsed Time	Lap Time	Lap Speed
1	2:17.613	2:17.613	54.937
2	4:03.358	1:45.745	71.493
3	5:48.723	1:45.365	71.751
4	7:35.295	1:46.572	70.938
5	9:21.574	1:46.279	71.134

16

40 Michael HOEY

SJUN Behind **15.445**

Best Time **1:52.196** Best Speed **67.382** On **5** Gp

Lap	Elapsed Time	Lap Time	Lap Speed
1	2:50.216	2:50.216	44.414
2	4:44.447	1:54.231	66.182
3	6:38.931	1:54.484	66.035
4	8:31.396	1:52.465	67.221
5	10:23.592	1:52.196	67.382

KDM HIRE COOKSTOWN 100

JUNIOR SUPPORT

Group A Qualifying

Friday, 29 April 2016

DETAILED RESULT



Qualifying Classification

Position

17 54 Johnny McCAY

SJUN Behind 15.721

Best Time 1:52.472 Best Speed 67.217 On 4 Gp

Lap	Elapsed Time	Lap Time	Lap Speed
1	2:41.496	2:41.496	46.812
2	4:36.376	1:54.880	65.808
3	6:30.638	1:54.262	66.164
4	8:23.110	1:52.472	67.217
5	10:15.807	1:52.697	67.083

18 46 Mark JOHNSON

SJUN Behind 16.300

Best Time 1:53.051 Best Speed 66.872 On 3 Gp

Lap	Elapsed Time	Lap Time	Lap Speed
1	2:49.770	2:49.770	44.531
2	4:44.273	1:54.503	66.024
3	6:37.324	1:53.051	66.872
4	8:31.186	1:53.862	66.396
5	10:29.858	1:58.672	63.705

19 58 Adrian LOGUE

SJUN Behind 18.134

Best Time 1:54.885 Best Speed 65.805 On 4 Gp

Lap	Elapsed Time	Lap Time	Lap Speed
1	2:47.037	2:47.037	45.259
2	4:43.610	1:56.573	64.852
3	6:38.615	1:55.005	65.736
4	8:33.500	1:54.885	65.805
5	10:30.033	1:56.533	64.874

20 30 David GRAHAM

SJUN Behind 19.068

Best Time 1:55.819 Best Speed 65.274 On 3 Gp

Lap	Elapsed Time	Lap Time	Lap Speed
1	2:48.193	2:48.193	44.948
2	4:45.369	1:57.176	64.518
3	6:41.188	1:55.819	65.274
4	8:37.458	1:56.270	65.021
5	10:34.888	1:57.430	64.379

Qualifying Classification

Position

21 43 Philip CROSBIE

SJUN Behind 22.745

Best Time 1:59.496 Best Speed 63.266 On 2 Gp

Lap	Elapsed Time	Lap Time	Lap Speed
1	2:42.741	2:42.741	46.454
2	4:42.237	1:59.496	63.266
3	6:48.337	2:06.100	59.952
4	8:51.027	2:02.690	61.619

KDM HIRE COOKSTOWN 100




JUNIOR SUPPORT Group B Qualifying Friday, 29 April 2016

Pos	Class	No	Name	Machine / Sponsor	----- Best Lap -----			Laps	
					Time	Behind	Speed		
Qualifying Classification									
1	SJUN	155	Paul HURLEY	Suzuki 650	1:38.204		76.983	5	5
2	SJUN	158	John PEMBERTON	Suzuki 650	1:43.559	5.355	73.002	5	5
3	SJUN	131	Robert CAIRNS	Kawasaki 650	1:43.750	5.546	72.867	5	5
4	SJUN	134	Tam NICHOLL	Suzuki 650 - Nicholl Racing	1:43.856	5.652	72.793	5	5
5	SJUN	333	Warren REEVE	Yamaha 400 - Flexi Patch	1:44.012	5.808	72.684	5	5
6	SJUN	98	Stuart HALL	Suzuki 650	1:44.109	5.905	72.616	4	5
7	SJUN	118	Tommy HEAPHY	Suzuki 650 - Ballyneal Stone Masons	1:44.146	5.942	72.590	5	5
8	SJUN	125	Colin BOWLES	Suzuki 650	1:45.634	7.430	71.568	5	5
9	SJUN	60	Jamie O'BRIEN	Yamaha 250 - Finn	1:46.602	8.398	70.918	5	5
10	SJUN	67	Gavin BROWN	Honda 400 - PBR	1:46.928	8.724	70.702	4	5
11	SJUN	144	Michael BROOKES	Suzuki 650	1:47.760	9.556	70.156	5	5
12	SJUN	341	Sean LEONARD	Suzuki 650 - Dave Farren Racing	1:49.232	11.028	69.210	5	5
13	SJUN	261	Steven GRIER	Suzuki 650	1:49.288	11.084	69.175	3	5
14	SJUN	83	Andy McALLISTER	Kawasaki 400 - Mac Racing	1:49.491	11.287	69.047	4	5
15	SJUN	123	Denis LYNCH	Suzuki 650 - D&E Autos	1:51.209	13.005	67.980	5	5
16	SJUN	316	Stephen MORRISON	Kawasaki 400 - NAB Racing	1:51.293	13.089	67.929	3	5
17	SJUN	82	William McELROY	Kawasaki 400	1:52.473	14.269	67.216	5	5
18	SJUN	191	Lee BASS	Honda 400	1:54.611	16.407	65.962	5	5
19	SJUN	142	Stuart RAYNER	Kawasaki 400	1:57.076	18.872	64.573	3	5

Provisional result to be confirmed by the Stewards of the Meeting subject to completion of technical inspections & the time limit for protests

Page 1 / 1

Circuit	Orritor	Signed		Organising Club	Cookstown & District MCC
Length(miles)	2.1000		Chief Timekeeper	Qualifying Started	17:30
Weather	Cloudy	Issued At:	17:45		
Track	Dry				



KDM HIRE COOKSTOWN 100

JUNIOR SUPPORT Group B Qualifying Friday, 29 April 2016 DETAILED RESULT



Qualifying Classification

Position

1 155 Paul HURLEY

SJUN			Behind		
Best Time	1:38.204	Best Speed	76.983	On	5 Gp
Lap	Elapsed Time	Lap Time	Lap Speed		
1	2:28.872	2:28.872	50.782		
2	4:13.620	1:44.748	72.173		
3	5:56.198	1:42.578	73.700		
4	7:34.573	1:38.375	76.849		
5	9:12.777	1:38.204	76.983		

2 158 John PEMBERTON

SJUN			Behind		
Best Time	1:43.559	Best Speed	73.002	On	5 Gp
Lap	Elapsed Time	Lap Time	Lap Speed		
1	2:23.337	2:23.337	52.743		
2	4:12.807	1:49.470	69.060		
3	5:58.868	1:46.061	71.280		
4	7:42.819	1:43.951	72.727		
5	9:26.378	1:43.559	73.002		

3 131 Robert CAIRNS

SJUN			Behind		
Best Time	1:43.750	Best Speed	72.867	On	5 Gp
Lap	Elapsed Time	Lap Time	Lap Speed		
1	2:27.205	2:27.205	51.357		
2	4:14.736	1:47.531	70.305		
3	5:59.525	1:44.789	72.145		
4	7:44.362	1:44.837	72.112		
5	9:28.112	1:43.750	72.867		

4 134 Tam NICHOLL

SJUN			Behind		
Best Time	1:43.856	Best Speed	72.793	On	5 Gp
Lap	Elapsed Time	Lap Time	Lap Speed		
1	2:13.314	2:13.314	56.708		
2	4:01.645	1:48.331	69.786		
3	5:46.744	1:45.099	71.932		
4	7:31.078	1:44.334	72.460		
5	9:14.934	1:43.856	72.793		

Qualifying Classification

Position

5 333 Warren REEVE

SJUN			Behind		
Best Time	1:44.012	Best Speed	72.684	On	5 Gp
Lap	Elapsed Time	Lap Time	Lap Speed		
1	2:28.237	2:28.237	50.999		
2	4:14.984	1:46.747	70.822		
3	5:59.916	1:44.932	72.047		
4	7:44.595	1:44.679	72.221		
5	9:28.607	1:44.012	72.684		

6 98 Stuart HALL

SJUN			Behind		
Best Time	1:44.109	Best Speed	72.616	On	4 Gp
Lap	Elapsed Time	Lap Time	Lap Speed		
1	2:23.871	2:23.871	52.547		
2	4:11.725	1:47.854	70.095		
3	5:57.496	1:45.771	71.475		
4	7:41.605	1:44.109	72.616		
5	9:26.175	1:44.570	72.296		

7 118 Tommy HEAPHY

SJUN			Behind		
Best Time	1:44.146	Best Speed	72.590	On	5 Gp
Lap	Elapsed Time	Lap Time	Lap Speed		
1	2:22.488	2:22.488	53.057		
2	4:11.079	1:48.591	69.619		
3	5:58.389	1:47.310	70.450		
4	7:43.338	1:44.949	72.035		
5	9:27.484	1:44.146	72.590		

8 125 Colin BOWLES

SJUN			Behind		
Best Time	1:45.634	Best Speed	71.568	On	5 Gp
Lap	Elapsed Time	Lap Time	Lap Speed		
1	2:38.036	2:38.036	47.837		
2	4:28.528	1:50.492	68.421		
3	6:14.396	1:45.868	71.410		
4	8:02.411	1:48.015	69.990		
5	9:48.045	1:45.634	71.568		

KDM HIRE COOKSTOWN 100

JUNIOR SUPPORT

Group B Qualifying

Friday, 29 April 2016

DETAILED RESULT



Qualifying Classification

Position

9 60 Jamie O'BRIEN

SJUN Behind 8.398

Best Time 1:46.602 Best Speed 70.918 On 5 Gp

Lap	Elapsed Time	Lap Time	Lap Speed
1	2:26.732	2:26.732	51.523
2	4:23.364	1:56.632	64.819
3	6:11.838	1:48.474	69.694
4	8:01.462	1:49.624	68.963
5	9:48.064	1:46.602	70.918

Qualifying Classification

Position

13 261 Steven GRIER

SJUN Behind 11.084

Best Time 1:49.288 Best Speed 69.175 On 3 Gp

Lap	Elapsed Time	Lap Time	Lap Speed
1	2:28.898	2:28.898	50.773
2	4:21.197	1:52.299	67.320
3	6:10.485	1:49.288	69.175
4	8:02.129	1:51.644	67.715
5	9:52.035	1:49.906	68.786

10 67 Gavin BROWN

SJUN Behind 8.724

Best Time 1:46.928 Best Speed 70.702 On 4 Gp

Lap	Elapsed Time	Lap Time	Lap Speed
1	2:43.808	2:43.808	46.152
2	4:47.311	2:03.503	61.213
3	6:37.407	1:50.096	68.667
4	8:24.335	1:46.928	70.702
5	10:13.127	1:48.792	69.490

14 83 Andy McALLISTER

SJUN Behind 11.287

Best Time 1:49.491 Best Speed 69.047 On 4 Gp

Lap	Elapsed Time	Lap Time	Lap Speed
1	2:37.528	2:37.528	47.991
2	4:31.428	1:53.900	66.374
3	6:22.397	1:50.969	68.127
4	8:11.888	1:49.491	69.047
5	10:02.267	1:50.379	68.491

11 144 Michael BROOKES

SJUN Behind 9.556

Best Time 1:47.760 Best Speed 70.156 On 5 Gp

Lap	Elapsed Time	Lap Time	Lap Speed
1	2:24.445	2:24.445	52.338
2	4:40.674	2:16.229	55.495
3	6:28.543	1:47.869	70.085
4	8:20.276	1:51.733	67.661
5	10:08.036	1:47.760	70.156

15 123 Denis LYNCH

SJUN Behind 13.005

Best Time 1:51.209 Best Speed 67.980 On 5 Gp

Lap	Elapsed Time	Lap Time	Lap Speed
1	2:39.269	2:39.269	47.467
2	4:33.939	1:54.670	65.928
3	6:28.149	1:54.210	66.194
4	8:21.569	1:53.420	66.655
5	10:12.778	1:51.209	67.980

12 341 Sean LEONARD

SJUN Behind 11.028

Best Time 1:49.232 Best Speed 69.210 On 5 Gp

Lap	Elapsed Time	Lap Time	Lap Speed
1	2:19.093	2:19.093	54.352
2	4:14.112	1:55.019	65.728
3	6:04.889	1:50.777	68.245
4	7:55.282	1:50.393	68.483
5	9:44.514	1:49.232	69.210

16 316 Stephen MORRISON

SJUN Behind 13.089

Best Time 1:51.293 Best Speed 67.929 On 3 Gp

Lap	Elapsed Time	Lap Time	Lap Speed
1	2:23.263	2:23.263	52.770
2	4:16.129	1:52.866	66.982
3	6:07.422	1:51.293	67.929
4	8:05.518	1:58.096	64.016
5	9:58.506	1:52.988	66.910

KDM HIRE COOKSTOWN 100

JUNIOR SUPPORT

Group B Qualifying

Friday, 29 April 2016

DETAILED RESULT



Qualifying Classification

Position

17 82 William McELROY

SJUN Behind 14.269

Best Time 1:52.473 Best Speed 67.216 On 5 Gp

Lap	Elapsed Time	Lap Time	Lap Speed
1	2:39.860	2:39.860	47.291
2	4:34.156	1:54.296	66.144
3	6:27.410	1:53.254	66.753
4	8:19.937	1:52.527	67.184
5	10:12.410	1:52.473	67.216

18 191 Lee BASS

SJUN Behind 16.407

Best Time 1:54.611 Best Speed 65.962 On 5 Gp

Lap	Elapsed Time	Lap Time	Lap Speed
1	2:33.770	2:33.770	49.164
2	4:31.228	1:57.458	64.363
3	6:27.180	1:55.952	65.199
4	8:24.041	1:56.861	64.692
5	10:18.652	1:54.611	65.962

19 142 Stuart RAYNER


SJUN Behind 18.872

Best Time 1:57.076 Best Speed 64.573 On 3 Gp

Lap	Elapsed Time	Lap Time	Lap Speed
1	2:38.768	2:38.768	47.617
2	4:39.897	2:01.129	62.413
3	6:36.973	1:57.076	64.573
4	8:34.458	1:57.485	64.349
5	10:32.057	1:57.599	64.286

KDM HIRE COOKSTOWN 100


JUNIOR SUPPORT COMBINED QUALIFYING




-----Best Time / Qual Laps-----

Pos	Class	No	Name	Session A	Session B	Overall Best Time / Speed / Total Qual Laps
1	SJUN	10	James CHAWKE	1:36.751	-----	1:36.751 78.139
2	SJUN	1	Brad VICARS	1:38.012	-----	1:38.012 77.133
3	SJUN	53	Veronika HANKOCYOVA	1:38.176	-----	1:38.176 77.005
4	SJUN	155	Paul HURLEY	-----	1:38.204	1:38.204 76.983
5	SJUN	29	Alastair HAWORTH	1:40.259	-----	1:40.259 75.405
6	SJUN	51	Scott MILLER	1:40.484	-----	1:40.484 75.236
7	SJUN	22	Paul O'ROURKE	1:41.525	-----	1:41.525 74.464
8	SJUN	34	Andrew McMULLAN	1:41.554	-----	1:41.554 74.443
9	SJUN	59	Anthony AMBLER	1:41.607	-----	1:41.607 74.404
10	SJUN	38	Jordan McFERRAN	1:43.086	-----	1:43.086 73.337
11	SJUN	25	Rob LIVESEY	1:43.408	-----	1:43.408 73.108
12	SJUN	158	John PEMBERTON	-----	1:43.559	1:43.559 73.002
13	SJUN	131	Robert CAIRNS	-----	1:43.750	1:43.750 72.867
14	SJUN	134	Tam NICHOLL	-----	1:43.856	1:43.856 72.793
15	SJUN	333	Warren REEVE	-----	1:44.012	1:44.012 72.684
16	SJUN	42	Brian LOUGHLIN	1:44.089	-----	1:44.089 72.630
17	SJUN	98	Stuart HALL	-----	1:44.109	1:44.109 72.616
18	SJUN	118	Tommy HEAPHY	-----	1:44.146	1:44.146 72.590
19	SJUN	18	Vic ALLAN	1:45.365	-----	1:45.365 71.751
20	SJUN	125	Colin BOWLES	-----	1:45.634	1:45.634 71.568
21	SJUN	60	Jamie O'BRIEN	-----	1:46.602	1:46.602 70.918
22	SJUN	32	Aaron BOYD	1:46.719	-----	1:46.719 70.840
23	SJUN	67	Gavin BROWN	-----	1:46.928	1:46.928 70.702
24	SJUN	11	John CAHILL	1:47.066	-----	1:47.066 70.611
25	SJUN	144	Michael BROOKES	-----	1:47.760	1:47.760 70.156
26	SJUN	41	Wayne MARTIN	1:49.114	-----	1:49.114 69.285
27	SJUN	341	Sean LEONARD	-----	1:49.232	1:49.232 69.210
28	SJUN	261	Steven GRIER	-----	1:49.288	1:49.288 69.175
29	SJUN	83	Andy McALLISTER	-----	1:49.491	1:49.491 69.047
30	SJUN	123	Denis LYNCH	-----	1:51.209	1:51.209 67.980
31	SJUN	316	Stephen MORRISON	-----	1:51.293	1:51.293 67.929
32	SJUN	40	Michael HOEY	1:52.196	-----	1:52.196 67.382
33	SJUN	54	Johnny McCAY	1:52.472	-----	1:52.472 67.217
34	SJUN	82	William McELROY	-----	1:52.473	1:52.473 67.216
35	SJUN	46	Mark JOHNSON	1:53.051	-----	1:53.051 66.872
36	SJUN	191	Lee BASS	-----	1:54.611	1:54.611 65.962
37	SJUN	58	Adrian LOGUE	1:54.885	-----	1:54.885 65.805
38	SJUN	30	David GRAHAM	1:55.819	-----	1:55.819 65.274
39	SJUN	142	Stuart RAYNER	-----	1:57.076	1:57.076 64.573
40	SJUN	43	Philip CROSBIE	1:59.496	-----	1:59.496 63.266

Provisional result to be confirmed by the Stewards of the Meeting subject to completion of technical inspections & the time limit for protests

Track	Orritor	Signed	Organising Club
Length(miles)	2.1000		Cookstown & District MCC
Weather		Chief Timekeeper	
Track		Issued At:	



KDM HIRE COOKSTOWN 100

JUNIOR SUPPORT

Orritor 2.100 miles


R5: Cookstown Caravans/Drew Stewart Junior Support A

30/04/2016 12:10

Race (7 Laps)

RACE 5 - JUNIOR SUPPORT A

11	32 A	67 B	
10	18 A	125 B	60 C
9	42 A	98 B	118 C
8			
7	134 A	333 B	
6	25 A	158 B	131 C
5	34 A	59 B	38 C
4			
3	22 A		
2	155 A	29 B	51 C
1	10 A POLE POSITION	1 B	53 C



Promoted by Cookstown and District Motorcycle Club

Orbits

Provisional result to be confirmed by the Stewards of the Meeting subject to the completion of technical inspections and the time limit for protests.

MCUI (Ulster Centre) Timing @ www.elaps-timing.com



**Ride on
 Delta
 Seven**

KDM HIRE COOKSTOWN 100

JUNIOR SUPPORT

Orritor 2.100 miles

R6: Cookstown Caravans/Drew Stewart Junior Support B

30/04/2016 12:35

Race (6 Laps)

RACE 6 - JUNIOR SUPPORT B

9	142 A	43 B		C
8	A	B		C
7	58 A	30 B		C
6	82 A	46 B	191 C	
5	316 A	40 B	54 C	B
4	A	B		C
3	123 A	B		C
2	341 A	261 B	83 C	
1	11 A POLE POSITION	144 B	41 C	A



Promoted by Cookstown and District Motorcycle Club

Orbits

Provisional result to be confirmed by the Stewards of the Meeting subject to the completion of technical inspections and the time limit for protests.

MCUI (Ulster Centre) Timing @ www.elaps-timing.com



**Ride on
 Delta
 Seven**

KDM HIRE COOKSTOWN 100

JUNIOR SUPPORT

Race 7 - Cookstown Caravans/Drew Stewart Race A

Saturday, 30 April 2016



Pos	Class	No	Name	Machine / Sponsor	Gp	Lap	Total Time	Behind	Speed	-----Best Lap-----		
										Time	Speed	On

Race Classification

1	SJUN	10	James CHAWKE	Kawasaki 650 - McKinsty Racing	a	5	8:05.583		77.845	1:35.939	78.800	4
2	SJUN	51	Scott MILLER	Kawasaki 400	a	5	8:14.750	9.167	76.402	1:37.194	77.783	4
3	SJUN	155	Paul HURLEY	Suzuki 650	a	5	8:18.355	12.772	75.850	1:38.045	77.107	4
4	SJUN	25	Rob LIVESEY	Kawasaki 650 - PRB Racing	b	5	8:21.997	16.414	75.299	1:37.576	77.478	4
5	SJUN	59	Anthony AMBLER	Suzuki 650 - Chris Ambler Race Fab	b	5	8:22.862	17.279	75.170	1:37.775	77.320	4
6	SJUN	333	Warren REEVE	Yamaha 400 - Flexi Patch	b	5	8:26.392	20.809	74.646	1:38.882	76.455	3
7	SJUN	34	Andrew McMULLAN	Kawasaki 650	a	5	8:29.839	24.256	74.141	1:39.807	75.746	3
8	SJUN	125	Colin BOWLES	Suzuki 650	c	5	8:32.077	26.494	73.817	1:41.124	74.760	4
9	SJUN	118	Tommy HEAPHY	Suzuki 650 - Ballyneal Stone Masons	c	5	8:32.197	26.614	73.800	1:40.893	74.931	2
10	SJUN	38	Jordan McFERRAN	Suzuki 650 - Cam Racing	b	5	8:32.700	27.117	73.727	1:40.251	75.411	4
11	SJUN	131	Robert CAIRNS	Kawasaki 650	b	5	8:34.651	29.068	73.448	1:40.557	75.181	5
12	SJUN	134	Tam NICHOLL	Suzuki 650 - Nicholl Racing	b	5	8:35.153	29.570	73.376	1:40.826	74.981	5
13	SJUN	158	John PEMBERTON	Suzuki 650	b	5	8:35.692	30.109	73.300	1:39.803	75.749	5
14	SJUN	22	Paul O'ROURKE	Kawasaki 650 - Moriarty's Supervalu	a	5	8:37.563	31.980	73.035	1:41.034	74.826	4
15	SJUN	42	Brian LOUGHLIN	Suzuki 650	b	5	8:42.054	36.471	72.406	1:42.543	73.725	4
16	SJUN	32	Aaron BOYD	Suzuki 650 - Team Miserable	b	5	8:44.136	38.553	72.119	1:43.490	73.051	2

Fastest Lap


SJUN	10	James CHAWKE	Kawasaki 650 - McKinsty Racing	1:35.939	78.800	4
------	----	--------------	--------------------------------	----------	--------	---

Not Classified

DNF	SJUN	53	Veronika HANKOCYOVA	Kawasaki 650 - R T & E Racing	a	4	7:09.728		70.370	1:38.035	77.115	2
DNF	SJUN	98	Stuart HALL	Suzuki 650	c	3	5:36.873		67.325	1:43.876	72.779	2
DNF	SJUN	67	Gavin BROWN	Honda 400 - PBR	c	2	3:36.394		69.873	1:45.426	71.709	2
DNF	SJUN	29	Alastair HAWORTH	Yamaha 400	a	1	2:40.533		47.093	2:40.533	47.093	1

Provisional result to be confirmed by the Stewards of the Meeting subject to completion of technical inspections & the time limit for protests

Page 1 / 1

Circuit	Orritor	Signed	 Chief Timekeeper	Organising Club	Cookstown & District MCC
Length(miles)	2.1000			Race Started	14:17
Weather	Sunny			Gp Time Diff - b 13.95 / c 29.52	
Track	Dry	Issued At:	14:30		



KDM HIRE COOKSTOWN 100

JUNIOR SUPPORT

Race 7 - Cookstown Caravans/Drew Stewart Race A

LAP CHART



1					3					5				
No	Name	Gp	Time of Day	Lap Time	No	Name	Gp	Time of Day	Lap Time	No	Name	Gp	Time of Day	Lap Time
10	James CHAWKE	a	14:19:39.384	1:40.918	10	James CHAWKE	a	14:22:51.886	1:36.182	10	James CHAWKE	a	14:26:04.049	1:36.224
53	Veronika HANKOCYOVA	a	14:19:41.684	1:43.218	51	Scott MILLER	a	14:22:57.619	1:37.624	51	Scott MILLER	a	14:26:13.216	1:38.403
51	Scott MILLER	a	14:19:42.423	1:43.957	53	Veronika HANKOCYOVA	a	14:23:00.222	1:40.503	155	Paul HURLEY	a	14:26:16.821	1:38.094
155	Paul HURLEY	a	14:19:42.998	1:44.532	155	Paul HURLEY	a	14:23:00.682	1:39.503	25	Rob LIVESEY	b	14:26:20.463	1:39.423
125	Colin BOWLES	c	14:19:44.798	1:46.332	25	Rob LIVESEY	b	14:23:03.464	1:39.138	59	Anthony AMBLER	b	14:26:21.328	1:39.375
131	Robert CAIRNS	b	14:19:45.204	1:46.738	59	Anthony AMBLER	b	14:23:04.178	1:38.959	333	Warren REEVE	b	14:26:24.858	1:40.250
25	Rob LIVESEY	b	14:19:45.268	1:46.802	333	Warren REEVE	b	14:23:04.829	1:38.882	34	Andrew McMULLAN	a	14:26:28.305	1:41.573
118	Tommy HEAPHY	c	14:19:45.475	1:47.009	34	Andrew McMULLAN	a	14:23:05.569	1:39.807	125	Colin BOWLES	c	14:26:30.543	1:42.084
34	Andrew McMULLAN	a	14:19:45.578	1:47.112	125	Colin BOWLES	c	14:23:07.335	1:41.402	118	Tommy HEAPHY	c	14:26:30.663	1:41.142
333	Warren REEVE	b	14:19:45.668	1:47.202	118	Tommy HEAPHY	c	14:23:07.963	1:41.595	38	Jordan McFERRAN	b	14:26:31.166	1:41.291
59	Anthony AMBLER	b	14:19:45.886	1:47.420	131	Robert CAIRNS	b	14:23:09.454	1:41.520	131	Robert CAIRNS	b	14:26:33.117	1:40.557
38	Jordan McFERRAN	b	14:19:46.214	1:47.748	38	Jordan McFERRAN	b	14:23:09.624	1:41.378	134	Tam NICHOLL	b	14:26:33.619	1:40.826
32	Aaron BOYD	b	14:19:47.438	1:48.972	134	Tam NICHOLL	b	14:23:10.593	1:41.309	158	John PEMBERTON	b	14:26:34.158	1:39.803
134	Tam NICHOLL	b	14:19:47.635	1:49.169	158	John PEMBERTON	b	14:23:12.929	1:41.257	22	Paul O'ROURKE	a	14:26:36.029	1:41.810
158	John PEMBERTON	b	14:19:48.196	1:49.730	22	Paul O'ROURKE	a	14:23:13.185	1:42.577	42	Brian LOUGHLIN	b	14:26:40.520	1:42.736
22	Paul O'ROURKE	a	14:19:48.626	1:50.160	32	Aaron BOYD	b	14:23:14.854	1:43.926	32	Aaron BOYD	b	14:26:42.602	1:43.941
42	Brian LOUGHLIN	b	14:19:48.986	1:50.520	42	Brian LOUGHLIN	b	14:23:15.241	1:43.090					
67	Gavin BROWN	c	14:19:49.434	1:50.968	98	Stuart HALL	c	14:23:35.339	1:53.598					
98	Stuart HALL	c	14:19:57.865	1:59.399										
29	Alastair HAWORTH	a	14:20:38.999	2:40.533										

2					4				
No	Name	Gp	Time of Day	Lap Time	No	Name	Gp	Time of Day	Lap Time
10	James CHAWKE	a	14:21:15.704	1:36.320	10	James CHAWKE	a	14:24:27.825	1:35.939
53	Veronika HANKOCYOVA	a	14:21:19.719	1:38.035	51	Scott MILLER	a	14:24:34.813	1:37.194
51	Scott MILLER	a	14:21:19.995	1:37.572	155	Paul HURLEY	a	14:24:38.727	1:38.045
155	Paul HURLEY	a	14:21:21.179	1:38.181	25	Rob LIVESEY	b	14:24:41.040	1:37.576
25	Rob LIVESEY	b	14:21:24.326	1:39.058	59	Anthony AMBLER	b	14:24:41.953	1:37.775
59	Anthony AMBLER	b	14:21:25.219	1:39.333	333	Warren REEVE	b	14:24:44.608	1:39.779
34	Andrew McMULLAN	a	14:21:25.762	1:40.184	34	Andrew McMULLAN	a	14:24:46.732	1:41.163
125	Colin BOWLES	c	14:21:25.933	1:41.135	125	Colin BOWLES	c	14:24:48.459	1:41.124
333	Warren REEVE	b	14:21:25.947	1:40.279	118	Tommy HEAPHY	c	14:24:49.521	1:41.558
118	Tommy HEAPHY	c	14:21:26.368	1:40.893	38	Jordan McFERRAN	b	14:24:49.875	1:40.251
131	Robert CAIRNS	b	14:21:27.934	1:42.730	131	Robert CAIRNS	b	14:24:52.560	1:43.106
38	Jordan McFERRAN	b	14:21:28.246	1:42.032	134	Tam NICHOLL	b	14:24:52.793	1:42.200
134	Tam NICHOLL	b	14:21:29.284	1:41.649	22	Paul O'ROURKE	a	14:24:54.219	1:41.034
22	Paul O'ROURKE	a	14:21:30.608	1:41.982	158	John PEMBERTON	b	14:24:54.355	1:41.426
32	Aaron BOYD	b	14:21:30.928	1:43.490	42	Brian LOUGHLIN	b	14:24:57.784	1:42.543
158	John PEMBERTON	b	14:21:31.672	1:43.476	32	Aaron BOYD	b	14:24:58.661	1:43.807
42	Brian LOUGHLIN	b	14:21:32.151	1:43.165	53	Veronika HANKOCYOVA	a	14:25:08.194	2:07.972
67	Gavin BROWN	c	14:21:34.860	1:45.426					
98	Stuart HALL	c	14:21:41.741	1:43.876					


KDM HIRE COOKSTOWN 100

JUNIOR SUPPORT

Race 7 - Cookstown Caravans/Drew Stewart Race A

Saturday, 30 April 2016

DETAILED RESULT



Race Classification

1 10 James CHAWKE

Total Time **8:05.583** Avg Speed **77.845** Behind
Best Time **1:35.939** Best Speed **78.800** On **4** Gp **a**

Lap	Elapsed Time	Lap Time	Lap Speed
1	1:40.918	1:40.918	74.912
2	3:17.238	1:36.320	78.488
3	4:53.420	1:36.182	78.601
4	6:29.359	1:35.939	78.800
5	8:05.583	1:36.224	78.567

2 51 Scott MILLER

Total Time **8:14.750** Avg Speed **76.402** Behind **9.167**
Best Time **1:37.194** Best Speed **77.783** On **4** Gp **a**

Lap	Elapsed Time	Lap Time	Lap Speed
1	1:43.957	1:43.957	72.722
2	3:21.529	1:37.572	77.481
3	4:59.153	1:37.624	77.440
4	6:36.347	1:37.194	77.783
5	8:14.750	1:38.403	76.827

3 155 Paul HURLEY

Total Time **8:18.355** Avg Speed **75.850** Behind **12.772**
Best Time **1:38.045** Best Speed **77.107** On **4** Gp **a**

Lap	Elapsed Time	Lap Time	Lap Speed
1	1:44.532	1:44.532	72.322
2	3:22.713	1:38.181	77.001
3	5:02.216	1:39.503	75.978
4	6:40.261	1:38.045	77.107
5	8:18.355	1:38.094	77.069

4 25 Rob LIVESEY

Total Time **8:21.997** Avg Speed **75.299** Behind **16.414**
Best Time **1:37.576** Best Speed **77.478** On **4** Gp **b**

Lap	Elapsed Time	Lap Time	Lap Speed
1	1:46.802	1:46.802	70.785
2	3:25.860	1:39.058	76.319
3	5:04.998	1:39.138	76.257
4	6:42.574	1:37.576	77.478
5	8:21.997	1:39.423	76.039

Race Classification

5 59 Anthony AMBLER

Total Time **8:22.862** Avg Speed **75.170** Behind **17.279**
Best Time **1:37.775** Best Speed **77.320** On **4** Gp **b**

Lap	Elapsed Time	Lap Time	Lap Speed
1	1:47.420	1:47.420	70.378
2	3:26.753	1:39.333	76.108
3	5:05.712	1:38.959	76.395
4	6:43.487	1:37.775	77.320
5	8:22.862	1:39.375	76.075

6 333 Warren REEVE

Total Time **8:26.392** Avg Speed **74.646** Behind **20.809**
Best Time **1:38.882** Best Speed **76.455** On **3** Gp **b**

Lap	Elapsed Time	Lap Time	Lap Speed
1	1:47.202	1:47.202	70.521
2	3:27.481	1:40.279	75.390
3	5:06.363	1:38.882	76.455
4	6:46.142	1:39.779	75.767
5	8:26.392	1:40.250	75.411

7 34 Andrew McMULLAN

Total Time **8:29.839** Avg Speed **74.141** Behind **24.256**
Best Time **1:39.807** Best Speed **75.746** On **3** Gp **a**

Lap	Elapsed Time	Lap Time	Lap Speed
1	1:47.112	1:47.112	70.580
2	3:27.296	1:40.184	75.461
3	5:07.103	1:39.807	75.746
4	6:48.266	1:41.163	74.731
5	8:29.839	1:41.573	74.429

8 125 Colin BOWLES

Total Time **8:32.077** Avg Speed **73.817** Behind **26.494**
Best Time **1:41.124** Best Speed **74.760** On **4** Gp **c**

Lap	Elapsed Time	Lap Time	Lap Speed
1	1:46.332	1:46.332	71.098
2	3:27.467	1:41.135	74.752
3	5:08.869	1:41.402	74.555
4	6:49.993	1:41.124	74.760
5	8:32.077	1:42.084	74.057


KDM HIRE COOKSTOWN 100

JUNIOR SUPPORT

Race 7 - Cookstown Caravans/Drew Stewart Race A

Saturday, 30 April 2016

DETAILED RESULT



Race Classification

9 118 Tommy HEAPHY

Total Time **8:32.197** Avg Speed **73.800** Behind **26.614**

Best Time **1:40.893** Best Speed **74.931** On **2** Gp **c**

Lap	Elapsed Time	Lap Time	Lap Speed
1	1:47.009	1:47.009	70.648
2	3:27.902	1:40.893	74.931
3	5:09.497	1:41.595	74.413
4	6:51.055	1:41.558	74.440
5	8:32.197	1:41.142	74.746

Race Classification

13 158 John PEMBERTON

Total Time **8:35.692** Avg Speed **73.300** Behind **30.109**

Best Time **1:39.803** Best Speed **75.749** On **5** Gp **b**

Lap	Elapsed Time	Lap Time	Lap Speed
1	1:49.730	1:49.730	68.896
2	3:33.206	1:43.476	73.060
3	5:14.463	1:41.257	74.662
4	6:55.889	1:41.426	74.537
5	8:35.692	1:39.803	75.749

10 38 Jordan McFERRAN

Total Time **8:32.700** Avg Speed **73.727** Behind **27.117**

Best Time **1:40.251** Best Speed **75.411** On **4** Gp **b**

Lap	Elapsed Time	Lap Time	Lap Speed
1	1:47.748	1:47.748	70.164
2	3:29.780	1:42.032	74.094
3	5:11.158	1:41.378	74.572
4	6:51.409	1:40.251	75.411
5	8:32.700	1:41.291	74.636

14 22 Paul O'ROURKE

Total Time **8:37.563** Avg Speed **73.035** Behind **31.980**

Best Time **1:41.034** Best Speed **74.826** On **4** Gp **a**

Lap	Elapsed Time	Lap Time	Lap Speed
1	1:50.160	1:50.160	68.627
2	3:32.142	1:41.982	74.131
3	5:14.719	1:42.577	73.701
4	6:55.753	1:41.034	74.826
5	8:37.563	1:41.810	74.256

11 131 Robert CAIRNS

Total Time **8:34.651** Avg Speed **73.448** Behind **29.068**

Best Time **1:40.557** Best Speed **75.181** On **5** Gp **b**

Lap	Elapsed Time	Lap Time	Lap Speed
1	1:46.738	1:46.738	70.828
2	3:29.468	1:42.730	73.591
3	5:10.988	1:41.520	74.468
4	6:54.094	1:43.106	73.323
5	8:34.651	1:40.557	75.181

15 42 Brian LOUGHLIN

Total Time **8:42.054** Avg Speed **72.406** Behind **36.471**

Best Time **1:42.543** Best Speed **73.725** On **4** Gp **b**

Lap	Elapsed Time	Lap Time	Lap Speed
1	1:50.520	1:50.520	68.404
2	3:33.685	1:43.165	73.281
3	5:16.775	1:43.090	73.334
4	6:59.318	1:42.543	73.725
5	8:42.054	1:42.736	73.587

12 134 Tam NICHOLL

Total Time **8:35.153** Avg Speed **73.376** Behind **29.570**

Best Time **1:40.826** Best Speed **74.981** On **5** Gp **b**

Lap	Elapsed Time	Lap Time	Lap Speed
1	1:49.169	1:49.169	69.250
2	3:30.818	1:41.649	74.374
3	5:12.127	1:41.309	74.623
4	6:54.327	1:42.200	73.973
5	8:35.153	1:40.826	74.981

16 32 Aaron BOYD

Total Time **8:44.136** Avg Speed **72.119** Behind **38.553**

Best Time **1:43.490** Best Speed **73.051** On **2** Gp **b**

Lap	Elapsed Time	Lap Time	Lap Speed
1	1:48.972	1:48.972	69.376
2	3:32.462	1:43.490	73.051
3	5:16.388	1:43.926	72.744
4	7:00.195	1:43.807	72.827
5	8:44.136	1:43.941	72.734

Not Classified


KDM HIRE COOKSTOWN 100

JUNIOR SUPPORT

Race 7 - Cookstown Caravans/Drew Stewart Race A

Saturday, 30 April 2016

DETAILED RESULT



Not Classified

DNF 53 Veronika HANKOCYOVA

Total Time **7:09.728** Avg Speed **70.370** Behind
Best Time **1:38.035** Best Speed **77.115** On **2** Gp **a**

Lap	Elapsed Time	Lap Time	Lap Speed
1	1:43.218	1:43.218	73.243
2	3:21.253	1:38.035	77.115
3	5:01.756	1:40.503	75.222
4	7:09.728	2:07.972	59.075

DNF 98 Stuart HALL

Total Time **5:36.873** Avg Speed **67.325** Behind
Best Time **1:43.876** Best Speed **72.779** On **2** Gp **c**

Lap	Elapsed Time	Lap Time	Lap Speed
1	1:59.399	1:59.399	63.317
2	3:43.275	1:43.876	72.779
3	5:36.873	1:53.598	66.550

DNF 67 Gavin BROWN

Total Time **3:36.394** Avg Speed **69.873** Behind
Best Time **1:45.426** Best Speed **71.709** On **2** Gp **c**

Lap	Elapsed Time	Lap Time	Lap Speed
1	1:50.968	1:50.968	68.128
2	3:36.394	1:45.426	71.709

DNF 29 Alastair HAWORTH

Total Time **2:40.533** Avg Speed **47.093** Behind
Best Time **2:40.533** Best Speed **47.093** On **1** Gp **a**

Lap	Elapsed Time	Lap Time	Lap Speed
1	2:40.533	2:40.533	47.093

KDM HIRE COOKSTOWN 100

JUNIOR SUPPORT

Race 8 - Cookstown Caravans/Drew Stewart Race B

Saturday, 30 April 2016



Pos	Class	No	Name	Machine / Sponsor	Gp	Lap	Total Time	Behind	Speed	-----Best Lap----- Time Speed On	
-----	-------	----	------	-------------------	----	-----	------------	--------	-------	-------------------------------------	--

Race Classification

1	SJUN	144	Michael BROOKES	Suzuki 650	a	5	8:51.752		71.086	1:43.878	72.778	5
2	SJUN	316	Stephen MORRISON	Kawasaki 400 - NAB Racing	a	5	8:52.524	0.772	70.983	1:44.387	72.423	5
3	SJUN	11	John CAHILL	Suzuki 650	a	5	8:53.138	1.386	70.901	1:44.852	72.102	5
4	SJUN	79	Stephen DAVISON	Kawasaki 650	c	5	8:56.836	5.084	70.413	1:45.665	71.547	3
5	SJUN	41	Wayne MARTIN	Honda 400	a	5	8:59.829	8.077	70.022	1:45.936	71.364	2
6	SJUN	261	Steven GRIER	Suzuki 650	a	5	9:01.384	9.632	69.821	1:46.643	70.891	4
7	SJUN	82	William McELROY	Kawasaki 400	b	5	9:05.032	13.280	69.354	1:46.607	70.915	5
8	SJUN	40	Michael HOEY	Honda 400	b	5	9:15.915	24.163	67.996	1:48.855	69.450	2
9	SJUN	191	Lee BASS	Honda 400	b	5	9:16.443	24.691	67.931	1:49.454	69.070	4
10	SJUN	30	David GRAHAM	Suzuki 650 - Patch Racing	b	5	9:17.851	26.099	67.760	1:49.718	68.904	2
11	SJUN	142	Stuart RAYNER	Kawasaki 400	b	5	9:18.795	27.043	67.646	1:49.705	68.912	3
12	SJUN	123	Denis LYNCH	Suzuki 650 - D&E Autos	a	5	9:19.567	27.815	67.552	1:49.646	68.949	5
13	SJUN	341	Sean LEONARD	Suzuki 650 - Dave Farren Racing	a	5	9:19.820	28.068	67.522	1:49.602	68.977	5
14	SJUN	58	Adrian LOGUE	Kawasaki 400	b	5	9:28.850	37.098	66.450	1:51.152	68.015	3
15	SJUN	43	Philip CROSBIE	Kawasaki 650	b	5	9:36.934	45.182	65.519	1:40.297	75.376	3


Fastest Lap

SJUN	43	Philip CROSBIE	Kawasaki 650	1:40.297	75.376	3
------	----	----------------	--------------	----------	--------	---

No 43 False start penalty +60 seconds

Provisional result to be confirmed by the Stewards of the Meeting subject to completion of technical inspections & the time limit for protests

Page 1 / 1

Circuit	Orritor	Signed	 Chief Timekeeper	Organising Club	Cookstown & District MCC
Length(miles)	2.1000	Issued At:	14:52	Race Started	14:36
Weather	Sunny	Gp Time Diff - b 15.18 / c 31.42			
Track	Dry				




KDM HIRE COOKSTOWN 100

JUNIOR SUPPORT

Race 8 - Cookstown Caravans/Drew Stewart Race B

Saturday, 30 April 2016

DETAILED RESULT



Race Classification

1 144 Michael BROOKES

Total Time **8:51.752** Avg Speed **71.086** Behind
Best Time **1:43.878** Best Speed **72.778** On **5** Gp **a**

Lap	Elapsed Time	Lap Time	Lap Speed
1	1:49.622	1:49.622	68.964
2	3:35.552	1:45.930	71.368
3	5:21.990	1:46.438	71.027
4	7:07.874	1:45.884	71.399
5	8:51.752	1:43.878	72.778

2 316 Stephen MORRISON

Total Time **8:52.524** Avg Speed **70.983** Behind **0.772**
Best Time **1:44.387** Best Speed **72.423** On **5** Gp **a**

Lap	Elapsed Time	Lap Time	Lap Speed
1	1:51.651	1:51.651	67.711
2	3:37.068	1:45.417	71.715
3	5:22.537	1:45.469	71.680
4	7:08.137	1:45.600	71.591
5	8:52.524	1:44.387	72.423

3 11 John CAHILL

Total Time **8:53.138** Avg Speed **70.901** Behind **1.386**
Best Time **1:44.852** Best Speed **72.102** On **5** Gp **a**

Lap	Elapsed Time	Lap Time	Lap Speed
1	1:49.809	1:49.809	68.847
2	3:35.844	1:46.035	71.297
3	5:22.180	1:46.336	71.095
4	7:08.286	1:46.106	71.250
5	8:53.138	1:44.852	72.102

4 79 Stephen DAVISON

Total Time **8:56.836** Avg Speed **70.413** Behind **5.084**
Best Time **1:45.665** Best Speed **71.547** On **3** Gp **c**

Lap	Elapsed Time	Lap Time	Lap Speed
1	1:51.304	1:51.304	67.922
2	3:38.073	1:46.769	70.807
3	5:23.738	1:45.665	71.547
4	7:10.428	1:46.690	70.859
5	8:56.836	1:46.408	71.047

Race Classification

5 41 Wayne MARTIN

Total Time **8:59.829** Avg Speed **70.022** Behind **8.077**
Best Time **1:45.936** Best Speed **71.364** On **2** Gp **a**

Lap	Elapsed Time	Lap Time	Lap Speed
1	1:50.775	1:50.775	68.246
2	3:36.711	1:45.936	71.364
3	5:24.275	1:47.564	70.284
4	7:11.933	1:47.658	70.222
5	8:59.829	1:47.896	70.067

6 261 Steven GRIER

Total Time **9:01.384** Avg Speed **69.821** Behind **9.632**
Best Time **1:46.643** Best Speed **70.891** On **4** Gp **a**

Lap	Elapsed Time	Lap Time	Lap Speed
1	1:53.221	1:53.221	66.772
2	3:40.850	1:47.629	70.241
3	5:27.853	1:47.003	70.652
4	7:14.496	1:46.643	70.891
5	9:01.384	1:46.888	70.728

7 82 William McELROY

Total Time **9:05.032** Avg Speed **69.354** Behind **13.280**
Best Time **1:46.607** Best Speed **70.915** On **5** Gp **b**

Lap	Elapsed Time	Lap Time	Lap Speed
1	1:53.996	1:53.996	66.318
2	3:42.069	1:48.073	69.953
3	5:30.760	1:48.691	69.555
4	7:18.425	1:47.665	70.218
5	9:05.032	1:46.607	70.915

8 40 Michael HOEY

Total Time **9:15.915** Avg Speed **67.996** Behind **24.163**
Best Time **1:48.855** Best Speed **69.450** On **2** Gp **b**

Lap	Elapsed Time	Lap Time	Lap Speed
1	1:55.350	1:55.350	65.540
2	3:44.205	1:48.855	69.450
3	5:34.332	1:50.127	68.648
4	7:24.878	1:50.546	68.388
5	9:15.915	1:51.037	68.085


KDM HIRE COOKSTOWN 100

JUNIOR SUPPORT

Race 8 - Cookstown Caravans/Drew Stewart Race B

Saturday, 30 April 2016

DETAILED RESULT



Race Classification

9 191 Lee BASS

Total Time **9:16.443** Avg Speed **67.931** Behind **24.691**

Best Time **1:49.454** Best Speed **69.070** On **4** Gp **b**

Lap	Elapsed Time	Lap Time	Lap Speed
1	1:56.892	1:56.892	64.675
2	3:46.920	1:50.028	68.710
3	5:36.668	1:49.748	68.885
4	7:26.122	1:49.454	69.070
5	9:16.443	1:50.321	68.527

Race Classification

13 341 Sean LEONARD

Total Time **9:19.820** Avg Speed **67.522** Behind **28.068**

Best Time **1:49.602** Best Speed **68.977** On **5** Gp **a**

Lap	Elapsed Time	Lap Time	Lap Speed
1	1:57.475	1:57.475	64.354
2	3:48.941	1:51.466	67.823
3	5:39.396	1:50.455	68.444
4	7:30.218	1:50.822	68.218
5	9:19.820	1:49.602	68.977

10 30 David GRAHAM

Total Time **9:17.851** Avg Speed **67.760** Behind **26.099**

Best Time **1:49.718** Best Speed **68.904** On **2** Gp **b**

Lap	Elapsed Time	Lap Time	Lap Speed
1	1:57.553	1:57.553	64.311
2	3:47.271	1:49.718	68.904
3	5:37.387	1:50.116	68.655
4	7:27.373	1:49.986	68.736
5	9:17.851	1:50.478	68.430

14 58 Adrian LOGUE

Total Time **9:28.850** Avg Speed **66.450** Behind **37.098**

Best Time **1:51.152** Best Speed **68.015** On **3** Gp **b**

Lap	Elapsed Time	Lap Time	Lap Speed
1	2:01.453	2:01.453	62.246
2	3:53.255	1:51.802	67.620
3	5:44.407	1:51.152	68.015
4	7:36.902	1:52.495	67.203
5	9:28.850	1:51.948	67.531

11 142 Stuart RAYNER

Total Time **9:18.795** Avg Speed **67.646** Behind **27.043**

Best Time **1:49.705** Best Speed **68.912** On **3** Gp **b**

Lap	Elapsed Time	Lap Time	Lap Speed
1	1:59.091	1:59.091	63.481
2	3:49.102	1:50.011	68.720
3	5:38.807	1:49.705	68.912
4	7:28.920	1:50.113	68.657
5	9:18.795	1:49.875	68.805

15 43 Philip CROSBIE

Total Time **9:36.934** Avg Speed **65.519** Behind **45.182**

Best Time **1:40.297** Best Speed **75.376** On **3** Gp **b**

Lap	Elapsed Time	Lap Time	Lap Speed
1	1:48.927	1:48.927	69.404
2	3:32.825	1:43.898	72.764
3	5:13.122	1:40.297	75.376
4	6:53.465	1:40.343	75.342
5	8:36.934	1:43.469	73.065

12 123 Denis LYNCH

Total Time **9:19.567** Avg Speed **67.552** Behind **27.815**

Best Time **1:49.646** Best Speed **68.949** On **5** Gp **a**

Lap	Elapsed Time	Lap Time	Lap Speed
1	1:56.646	1:56.646	64.811
2	3:47.988	1:51.342	67.899
3	5:38.574	1:50.586	68.363
4	7:29.921	1:51.347	67.896
5	9:19.567	1:49.646	68.949

KDM HIRE COOKSTOWN 100

JUNIOR SUPPORT

Race 8 - Cookstown Caravans/Drew Stewart Race B

LAP CHART

**1**

No	Name	Gp	Time of Day	Lap Time
43	Philip CROSBIE	b	14:38:28.943	1:48.927
144	Michael BROOKES	a	14:38:29.638	1:49.622
11	John CAHILL	a	14:38:29.825	1:49.809
41	Wayne MARTIN	a	14:38:30.791	1:50.775
79	Stephen DAVISON	c	14:38:31.320	1:51.304
316	Stephen MORRISON	a	14:38:31.667	1:51.651
261	Steven GRIER	a	14:38:33.237	1:53.221
82	William McELROY	b	14:38:34.012	1:53.996
40	Michael HOEY	b	14:38:35.366	1:55.350
123	Denis LYNCH	a	14:38:36.662	1:56.646
191	Lee BASS	b	14:38:36.908	1:56.892
341	Sean LEONARD	a	14:38:37.491	1:57.475
30	David GRAHAM	b	14:38:37.569	1:57.553
142	Stuart RAYNER	b	14:38:39.107	1:59.091
58	Adrian LOGUE	b	14:38:41.469	2:01.453

2

No	Name	Gp	Time of Day	Lap Time
43	Philip CROSBIE	b	14:40:12.841	1:43.898
144	Michael BROOKES	a	14:40:15.568	1:45.930
11	John CAHILL	a	14:40:15.860	1:46.035
41	Wayne MARTIN	a	14:40:16.727	1:45.936
316	Stephen MORRISON	a	14:40:17.084	1:45.417
79	Stephen DAVISON	c	14:40:18.089	1:46.769
261	Steven GRIER	a	14:40:20.866	1:47.629
82	William McELROY	b	14:40:22.085	1:48.073
40	Michael HOEY	b	14:40:24.221	1:48.855
191	Lee BASS	b	14:40:26.936	1:50.028
30	David GRAHAM	b	14:40:27.287	1:49.718
123	Denis LYNCH	a	14:40:28.004	1:51.342
341	Sean LEONARD	a	14:40:28.957	1:51.466
142	Stuart RAYNER	b	14:40:29.118	1:50.011
58	Adrian LOGUE	b	14:40:33.271	1:51.802

3

No	Name	Gp	Time of Day	Lap Time
43	Philip CROSBIE	b	14:41:53.138	1:40.297
144	Michael BROOKES	a	14:42:02.006	1:46.438
11	John CAHILL	a	14:42:02.196	1:46.336
316	Stephen MORRISON	a	14:42:02.553	1:45.469
79	Stephen DAVISON	c	14:42:03.754	1:45.665
41	Wayne MARTIN	a	14:42:04.291	1:47.564
261	Steven GRIER	a	14:42:07.869	1:47.003
82	William McELROY	b	14:42:10.776	1:48.691
40	Michael HOEY	b	14:42:14.348	1:50.127
191	Lee BASS	b	14:42:16.684	1:49.748
30	David GRAHAM	b	14:42:17.403	1:50.116
123	Denis LYNCH	a	14:42:18.590	1:50.586
142	Stuart RAYNER	b	14:42:18.823	1:49.705
341	Sean LEONARD	a	14:42:19.412	1:50.455
58	Adrian LOGUE	b	14:42:24.423	1:51.152

4

No	Name	Gp	Time of Day	Lap Time
43	Philip CROSBIE	b	14:43:33.481	1:40.343
144	Michael BROOKES	a	14:43:47.890	1:45.884
316	Stephen MORRISON	a	14:43:48.153	1:45.600
11	John CAHILL	a	14:43:48.302	1:46.106
79	Stephen DAVISON	c	14:43:50.444	1:46.690
41	Wayne MARTIN	a	14:43:51.949	1:47.658
261	Steven GRIER	a	14:43:54.512	1:46.643
82	William McELROY	b	14:43:58.441	1:47.665
40	Michael HOEY	b	14:44:04.894	1:50.546
191	Lee BASS	b	14:44:06.138	1:49.454
30	David GRAHAM	b	14:44:07.389	1:49.986
142	Stuart RAYNER	b	14:44:08.936	1:50.113
123	Denis LYNCH	a	14:44:09.937	1:51.347
341	Sean LEONARD	a	14:44:10.234	1:50.822
58	Adrian LOGUE	b	14:44:16.918	1:52.495

5

No	Name	Gp	Time of Day	Lap Time
43	Philip CROSBIE	b	14:45:16.950	1:43.469
144	Michael BROOKES	a	14:45:31.768	1:43.878
316	Stephen MORRISON	a	14:45:32.540	1:44.387
11	John CAHILL	a	14:45:33.154	1:44.852
79	Stephen DAVISON	c	14:45:36.852	1:46.408
41	Wayne MARTIN	a	14:45:39.845	1:47.896
261	Steven GRIER	a	14:45:41.400	1:46.888
82	William McELROY	b	14:45:45.048	1:46.607
40	Michael HOEY	b	14:45:55.931	1:51.037
191	Lee BASS	b	14:45:56.459	1:50.321
30	David GRAHAM	b	14:45:57.867	1:50.478
142	Stuart RAYNER	b	14:45:58.811	1:49.875
123	Denis LYNCH	a	14:45:59.583	1:49.646
341	Sean LEONARD	a	14:45:59.836	1:49.602
58	Adrian LOGUE	b	14:46:08.866	1:51.948

ROAD RACE - IRISH JUNIOR SUPPORT

2016

Pos	No.	Name	Total	Diff	Gap	#1	#2	#3
						R1	R1	R1
1	10	James CHAWKE	56	0	0	6	25	25
2	51	Scott MILLER	40	16	16	x	20	20
3	131	Robert CAIRNS	34	22	6	16	13	5
4	333	Warren REEVE	31	25	3	5	16	10
5	38	Jordan McFERRAN	26	30	5	13	7	6
6	142	Marc IRONSIDE	25	31	1	25	x	x
7	25	Rob LIVESEY	25	31	0	4	8	13
8	19	Kris DUNCAN	20	36	5	20	x	x
9	118	Tommy HEAPHY	18	38	2	8	3	7
10	155	Paul HURLEY	16	40	2	x	x	16
11	53	Veronika HANKOCYOVA	16	40	0	10	6	x
12	34	Andrew McMULLAN	14	42	2	x	5	9
13	42	Brian LOUGHLIN	12	44	2	7	4	1
14	59	Anthony AMBLER	11	45	1	x	x	11
15	79	Stephen DAVISON	11	45	0	x	11	x
16	181	Jason SHAW	11	45	0	11	x	x
17	22	Paul O'ROURKE	11	45	0	9	x	2
18	43	Philip CROSBIE	10	46	1	x	10	x
19	74	Jamie O'BRIEN	9	47	1	x	9	x
20	125	Colin BOWLES	8	48	1	x	x	8
21	134	Tam NICHOLL	4	52	4	x	x	4
22	158	John PEMBERTON	3	53	1	x	x	3
23	57	Yvonne MONTGOMERY	3	53	0	3	x	x
24	11	John CAHILL	2	54	1	x	2	x
25	95	Robert GORDON	2	54	0	2	x	x
26	96	Stephen CARR	1	55	1	x	1	x
27	26	Adrian GORDON	1	55	0	1	x	x

Event Legend

#1	01/04/2016	JFM HAULAGE MID-ANTRIM 150	#3	29/04/2016	KDM HIRE COOKSTOWN 100
#2	22/04/2016	AROUND A POUND TANDRAGEE 100			

ROAD RACE - ULSTER JUNIOR SUPPORT

2016

Pos	No.	Name	Total	Diff	Gap	#1	#2	#3
						R1	R1	R1
1	10	James CHAWKE	56	0	0	6	25	25
2	51	Scott MILLER	40	16	16	x	20	20
3	131	Robert CAIRNS	34	22	6	16	13	5
4	333	Warren REEVE	31	25	3	5	16	10
5	38	Jordan McFERRAN	26	30	5	13	7	6
6	142	Marc IRONSIDE	25	31	1	25	x	x
7	25	Rob LIVESEY	25	31	0	4	8	13
8	19	Kris DUNCAN	20	36	5	20	x	x
9	118	Tommy HEAPHY	18	38	2	8	3	7
10	155	Paul HURLEY	16	40	2	x	x	16
11	53	Veronika HANKOCYOVA	16	40	0	10	6	x
12	34	Andrew McMULLAN	14	42	2	x	5	9
13	42	Brian LOUGHLIN	12	44	2	7	4	1
14	59	Anthony AMBLER	11	45	1	x	x	11
15	79	Stephen DAVISON	11	45	0	x	11	x
16	181	Jason SHAW	11	45	0	11	x	x
17	22	Paul O'ROURKE	11	45	0	9	x	2
18	43	Philip CROSBIE	10	46	1	x	10	x
19	74	Jamie O'BRIEN	9	47	1	x	9	x
20	125	Colin BOWLES	8	48	1	x	x	8
21	134	Tam NICHOLL	4	52	4	x	x	4
22	158	John PEMBERTON	3	53	1	x	x	3
23	57	Yvonne MONTGOMERY	3	53	0	3	x	x
24	11	John CAHILL	2	54	1	x	2	x
25	95	Robert GORDON	2	54	0	2	x	x
26	96	Stephen CARR	1	55	1	x	1	x
27	26	Adrian GORDON	1	55	0	1	x	x

Event Legend

#1	01/04/2016	JFM HAULAGE MID-ANTRIM 150	#3	29/04/2016	KDM HIRE COOKSTOWN 100
#2	22/04/2016	AROUND A POUND TANDRAGEE 100			