



COOKSTOWN 100

Friday 29th & Saturday 30th April 2016

promoted by Cookstown & District MCC
www.cookstown100.com

VW AUDI BITZ
SUPERSPORT B



Comhairle Ceantair
Lár Uladh
Mid Ulster
District Council

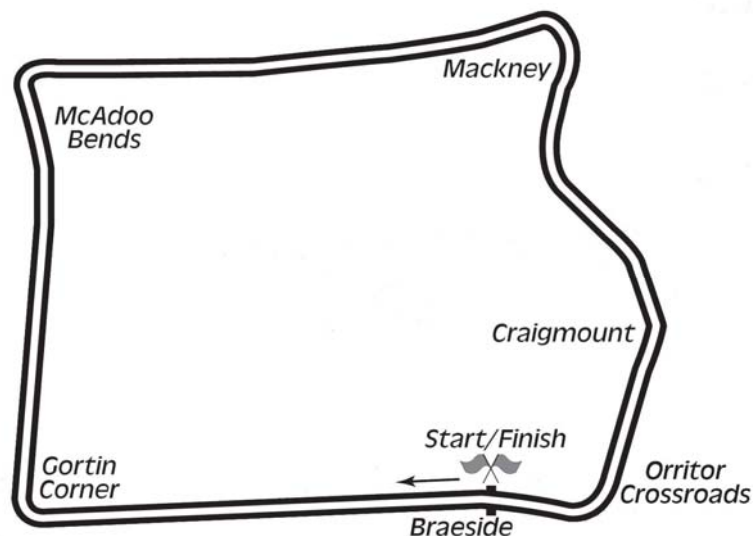


2&4
WHEEL MOTORSPORT
STEERING GROUP LTD.



tourism
northernireland

Orritor Circuit 2.1 miles



LAP RECORDS

Class	Rider	Machine	m	s	mph	Year
125cc	William Dunlop	Honda	1	34.755	79.785	2010
Moto 3	Barry Davidson	Honda 250	1	39.075	76.306	2012
Moto 450	Ryan Farquhar	Kawasaki	1	35.432	79.219	2012
250cc	William Dunlop	Honda	1	29.658	84.320	2009
Supersport 400	Ian Morrell	Yamaha	1	35.698	78.999	2015
Supertwin	James Cowton	Kawasaki	1	29.657	84.321	2015
Supersport	Michael Dunlop	Yamaha	1	24.783	89.169	2011
Superbike	Michael Dunlop	Honda	1	22.641	91.480	2013
Senior Support	Gary Robinson	Yamaha 600	1	29.956	84.041	2007
Junior Support	Mark Hanna	Honda 250	1	33.788	80.607	2013
Classic 1000cc	Wattie Brown	Norton 920	1	40.273	75.394	2006
Classic 500cc	Neill McWhirter	Norton	1	41.491	74.489	2010
Classic 350cc	Paul Coward	Honda	1	43.421	73.099	2004
Classic 250cc	Geoff McMullan	Suzuki	1	47.294	70.461	2006

MOST WINS at COOKSTOWN 100

Ryan Farquhar	26	1996-12 (400-1, 450-2, STWN-4, SSP-5, SBK-13, SJUN-1)
Ray McCullough	14	1967-79 (250-8, 350-3, 500-3)
Joey Dunlop	11	1977-98 (125-1, 250-4, 350-2, 500-2, SSP-1, SBK-1)
Robert Dunlop	11	1985-08 (125-7, 250-1, 250 B-1, 350-1, SBK-1)
William Dunlop	11	2006-15 (125-3, 250-5, SSP-2, SBK B-1)
Phillip McCallen	10	1987-96 (250-3, 350-1, SSP-2, SBK-4)
Michael Dunlop	9	2006-15 (125-1, 250-1, STWN-2, STWN B-1, SSP-1, SBK-2, SJUN-1)
Courtney Junk	8	1974-83 (200-2, 250-4, 350-1, 500-1)
Mervyn Elwood	8	1987-97 (C500-5, C1000-3)
Noel Hudson	7	1975-95 (250-2, JUN-1, 500-1, SBK-3)
Bill Swallow	7	1987-00 (C350-2, C500-5)
Darran Lindsay	7	2000-05 (125-2, 250-2, SSP-2, SBK-1)

MOST WINS AT ALL IRISH ROAD RACE MEETINGS (after Tandragee 100 2016)

Ryan Farquhar	211	1995-16
Joey Dunlop	156	1971-00
Robert Dunlop	135	1980-08
William Dunlop	113	2005-16
Ray McCullough	109	1960-82
Phillip McCallen	109	1987-99
Michael Dunlop	92	2006-15
Brian Reid	78	1980-94
Darran Lindsay	74	1999-06
James Courtney	66	1992-99

KDM HIRE COOKSTOWN 100

SUPERSPORT

Group A Qualifying


Friday, 29 April 2016



Pos	Class	No	Name	Machine / Sponsor	----- Best Lap -----				Laps
					Time	Behind	Speed	On	
Qualifying Classification									
1	SSPR	22	Paul JORDAN	Honda - B&W / Site Sealants	1:27.703		86.200	5	5
2	SSPR	7	Dan KNEEN	Yamaha - Mar-Train Racing	1:28.072	0.369	85.839	4	5
3	SSPR	4	M MITCHELL THOMAS	Honda - Cookstown BE Racing	1:28.805	1.102	85.130	5	5
4	SSPR	6	William DUNLOP	Yamaha - CD-IC Racing	1:29.077	1.374	84.870	3	4
5	SSPR	23	Michal DOKOUPIL	Yamaha - Motopoint	1:30.291	2.588	83.729	4	5
6	SSPR	24	Graham KENNEDY	Yamaha - Patsy Kennedy	1:30.984	3.281	83.092	5	5
7	SSPR	5	Thomas MAXWELL	Yamaha	1:31.209	3.506	82.887	5	6
8	SSPR	38	Paul WILLIAMS	Kawasaki	1:34.503	6.800	79.997	5	5
9	SSPR	26	Dennis BOOTH	Kawasaki	1:34.966	7.263	79.607	3	5
10	SSPR	1	Brad VICARS	Honda	1:35.401	7.698	79.244	4	5
11	SSPR	47	Timothy ELWOOD	Triumph 675	1:35.611	7.908	79.070	5	5
12	SSPR	20	David LUMSDEN	Yamaha - Koru 4U	1:35.684	7.981	79.010	4	5
13	SSPR	27	Douglas SHEARER	Kawasaki	1:35.941	8.238	78.798	4	5
14	SSPR	31	Gary O'BRIEN	Yamaha	1:36.417	8.714	78.409	4	5
15	SSPR	14	Rodney LITTLE	Suzuki	1:36.645	8.942	78.224	4	5
16	SSPR	25	Matthew REES	MV Agusta 675 - M & N Motors Cookstown	1:36.962	9.259	77.969	3	5
17	SSPR	15	Leon MURPHY	Suzuki	1:37.939	10.236	77.191	4	5
18	SSPR	43	Stephen DEGNAN	Kawasaki	1:37.944	10.241	77.187	3	5
19	SSPR	12	David LEWIS	Suzuki	1:38.479	10.776	76.768	3	5
20	SSPR	48	Martin McGRATH	Kawasaki - PRB Racing	1:39.756	12.053	75.785	5	5
21	SSPR	18	Vic ALLAN	Yamaha	1:40.123	12.420	75.507	5	5
22	SSPR	44	Andrew SELLARS	Suzuki	1:40.327	12.624	75.354	5	5
23	SSPR	39	Jonathan GORMLEY	Yamaha 600 - J & V Tyres & Services	1:40.583	12.880	75.162	5	5

Provisional result to be confirmed by the Stewards of the Meeting subject to completion of technical inspections & the time limit for protests

Page 1 / 1

Circuit	Orritor	Signed		Organising Club	Cookstown & District MCC
Length(miles)	2.1000		Chief Timekeeper	Qualifying Started	15:27
Weather	Sunny	Issued At:	15:43		
Track	Dry				



KDM HIRE COOKSTOWN 100

SUPERSPORT

Group A Qualifying

Friday, 29 April 2016

DETAILED RESULT



Qualifying Classification

Position

1 22 Paul JORDAN

SSPR			Behind		
Best Time	1:27.703	Best Speed	86.200	On	5 Gp
Lap	Elapsed Time	Lap Time	Lap Speed		
1	2:03.798	2:03.798	61.067		
2	3:33.556	1:29.758	84.226		
3	5:03.939	1:30.383	83.644		
4	6:31.644	1:27.705	86.198		
5	7:59.347	1:27.703	86.200		

2 7 Dan KNEEN

SSPR			Behind		
Best Time	1:28.072	Best Speed	85.839	On	4 Gp
Lap	Elapsed Time	Lap Time	Lap Speed		
1	1:58.451	1:58.451	63.824		
2	3:30.733	1:32.282	81.923		
3	5:02.195	1:31.462	82.657		
4	6:30.267	1:28.072	85.839		
5	7:59.257	1:28.990	84.953		

3 4 M MITCHELL THOMAS

SSPR			Behind		
Best Time	1:28.805	Best Speed	85.130	On	5 Gp
Lap	Elapsed Time	Lap Time	Lap Speed		
1	1:57.773	1:57.773	64.191		
2	3:29.071	1:31.298	82.806		
3	4:59.971	1:30.900	83.168		
4	6:29.612	1:29.641	84.336		
5	7:58.417	1:28.805	85.130		

4 6 William DUNLOP

SSPR			Behind		
Best Time	1:29.077	Best Speed	84.870	On	3 Gp
Lap	Elapsed Time	Lap Time	Lap Speed		
1	3:07.221	3:07.221	40.380		
2	4:37.069	1:29.848	84.142		
3	6:06.146	1:29.077	84.870		
4	7:53.511	1:47.365	70.414		

Qualifying Classification

Position

5 23 Michal DOKOUPIL

SSPR			Behind		
Best Time	1:30.291	Best Speed	83.729	On	4 Gp
Lap	Elapsed Time	Lap Time	Lap Speed		
1	2:06.166	2:06.166	59.921		
2	3:38.602	1:32.436	81.786		
3	5:09.128	1:30.526	83.512		
4	6:39.419	1:30.291	83.729		
5	8:10.145	1:30.726	83.328		

6 24 Graham KENNEDY

SSPR			Behind		
Best Time	1:30.984	Best Speed	83.092	On	5 Gp
Lap	Elapsed Time	Lap Time	Lap Speed		
1	2:00.824	2:00.824	62.570		
2	3:34.230	1:33.406	80.937		
3	5:06.073	1:31.843	82.314		
4	6:37.816	1:31.743	82.404		
5	8:08.800	1:30.984	83.092		

7 5 Thomas MAXWELL

SSPR			Behind		
Best Time	1:31.209	Best Speed	82.887	On	5 Gp
Lap	Elapsed Time	Lap Time	Lap Speed		
1	1:59.013	1:59.013	63.522		
2	3:32.584	1:33.571	80.794		
3	5:05.184	1:32.600	81.641		
4	6:36.894	1:31.710	82.434		
5	8:08.103	1:31.209	82.887		
6	10:04.452	1:56.349	64.977		

8 38 Paul WILLIAMS

SSPR			Behind		
Best Time	1:34.503	Best Speed	79.997	On	5 Gp
Lap	Elapsed Time	Lap Time	Lap Speed		
1	2:27.652	2:27.652	51.201		
2	4:06.786	1:39.134	76.260		
3	5:44.241	1:37.455	77.574		
4	7:19.275	1:35.034	79.550		
5	8:53.778	1:34.503	79.997		



Qualifying Classification

Position

9 26 Dennis BOOTH

SSPR Behind 7.263

Best Time 1:34.966 Best Speed 79.607 On 3 Gp

Lap	Elapsed Time	Lap Time	Lap Speed
1	2:50.220	2:50.220	44.413
2	4:28.891	1:38.671	76.618
3	6:03.857	1:34.966	79.607
4	7:40.277	1:36.420	78.407
5	9:15.684	1:35.407	79.239

Qualifying Classification

Position

13 27 Douglas SHEARER

SSPR Behind 8.238

Best Time 1:35.941 Best Speed 78.798 On 4 Gp

Lap	Elapsed Time	Lap Time	Lap Speed
1	2:21.012	2:21.012	53.612
2	3:59.815	1:38.803	76.516
3	5:36.005	1:36.190	78.594
4	7:11.946	1:35.941	78.798
5	8:48.527	1:36.581	78.276

10 1 Brad VICARS

SSPR Behind 7.698

Best Time 1:35.401 Best Speed 79.244 On 4 Gp

Lap	Elapsed Time	Lap Time	Lap Speed
1	2:21.380	2:21.380	53.473
2	4:03.062	1:41.682	74.349
3	5:41.945	1:38.883	76.454
4	7:17.346	1:35.401	79.244
5	8:52.787	1:35.441	79.211

14 31 Gary O'BRIEN

SSPR Behind 8.714

Best Time 1:36.417 Best Speed 78.409 On 4 Gp

Lap	Elapsed Time	Lap Time	Lap Speed
1	2:51.950	2:51.950	43.966
2	4:30.544	1:38.594	76.678
3	6:07.791	1:37.247	77.740
4	7:44.208	1:36.417	78.409
5	9:34.702	1:50.494	68.420

11 47 Timothy ELWOOD

SSPR Behind 7.908

Best Time 1:35.611 Best Speed 79.070 On 5 Gp

Lap	Elapsed Time	Lap Time	Lap Speed
1	2:35.423	2:35.423	48.641
2	4:11.739	1:36.316	78.492
3	5:47.632	1:35.893	78.838
4	7:24.199	1:36.567	78.288
5	8:59.810	1:35.611	79.070

15 14 Rodney LITTLE

SSPR Behind 8.942

Best Time 1:36.645 Best Speed 78.224 On 4 Gp

Lap	Elapsed Time	Lap Time	Lap Speed
1	2:20.814	2:20.814	53.688
2	4:00.918	1:40.104	75.521
3	5:37.801	1:36.883	78.032
4	7:14.446	1:36.645	78.224
5	8:51.366	1:36.920	78.002

12 20 David LUMSDEN

SSPR Behind 7.981

Best Time 1:35.684 Best Speed 79.010 On 4 Gp

Lap	Elapsed Time	Lap Time	Lap Speed
1	2:17.012	2:17.012	55.178
2	3:54.422	1:37.410	77.610
3	5:30.707	1:36.285	78.517
4	7:06.391	1:35.684	79.010
5	8:44.643	1:38.252	76.945

16 25 Matthew REES

SSPR Behind 9.259

Best Time 1:36.962 Best Speed 77.969 On 3 Gp

Lap	Elapsed Time	Lap Time	Lap Speed
1	2:03.133	2:03.133	61.397
2	3:41.259	1:38.126	77.044
3	5:18.221	1:36.962	77.969
4	6:55.740	1:37.519	77.523
5	8:33.017	1:37.277	77.716

KDM HIRE COOKSTOWN 100

SUPERSPORT

Group A Qualifying

Friday, 29 April 2016

DETAILED RESULT



Qualifying Classification

Position

17 15 Leon MURPHY

SSPR Behind 10.236

Best Time 1:37.939 Best Speed 77.191 On 4 Gp

Lap	Elapsed Time	Lap Time	Lap Speed
1	2:50.996	2:50.996	44.212
2	4:30.271	1:39.275	76.152
3	6:09.463	1:39.192	76.216
4	7:47.402	1:37.939	77.191
5	9:37.404	1:50.002	68.726

18 43 Stephen DEGNAN

SSPR Behind 10.241

Best Time 1:37.944 Best Speed 77.187 On 3 Gp

Lap	Elapsed Time	Lap Time	Lap Speed
1	2:39.758	2:39.758	47.322
2	4:18.908	1:39.150	76.248
3	5:56.852	1:37.944	77.187
4	7:35.252	1:38.400	76.829
5	9:13.938	1:38.686	76.607

19 12 David LEWIS

SSPR Behind 10.776

Best Time 1:38.479 Best Speed 76.768 On 3 Gp

Lap	Elapsed Time	Lap Time	Lap Speed
1	2:27.299	2:27.299	51.324
2	4:06.450	1:39.151	76.247
3	5:44.929	1:38.479	76.768
4	7:24.095	1:39.166	76.236
5	9:02.854	1:38.759	76.550

20 48 Martin McGRATH

SSPR Behind 12.053

Best Time 1:39.756 Best Speed 75.785 On 5 Gp

Lap	Elapsed Time	Lap Time	Lap Speed
1	2:34.475	2:34.475	48.940
2	4:18.163	1:43.688	72.911
3	6:00.535	1:42.372	73.848
4	7:42.478	1:41.943	74.159
5	9:22.234	1:39.756	75.785

Qualifying Classification

Position

21 18 Vic ALLAN

SSPR Behind 12.420

Best Time 1:40.123 Best Speed 75.507 On 5 Gp

Lap	Elapsed Time	Lap Time	Lap Speed
1	2:20.491	2:20.491	53.811
2	4:02.934	1:42.443	73.797
3	5:44.104	1:41.170	74.726
4	7:26.236	1:42.132	74.022
5	9:06.359	1:40.123	75.507

22 44 Andrew SELLARS

SSPR Behind 12.624

Best Time 1:40.327 Best Speed 75.354 On 5 Gp

Lap	Elapsed Time	Lap Time	Lap Speed
1	2:35.282	2:35.282	48.686
2	4:18.732	1:43.450	73.079
3	6:00.989	1:42.257	73.931
4	7:43.174	1:42.185	73.983
5	9:23.501	1:40.327	75.354

23 39 Jonathan GORMLEY

SSPR Behind 12.880

Best Time 1:40.583 Best Speed 75.162 On 5 Gp

Lap	Elapsed Time	Lap Time	Lap Speed
1	2:19.007	2:19.007	54.386
2	4:01.789	1:42.782	73.554
3	5:43.449	1:41.660	74.366
4	7:25.040	1:41.591	74.416
5	9:05.623	1:40.583	75.162

KDM HIRE COOKSTOWN 100

SUPERSPORT

Group B Qualifying


Friday, 29 April 2016



Pos	Class	No	Name	Machine / Sponsor	----- Best Lap -----				Laps
					Time	Behind	Speed	On	
Qualifying Classification									
1	SSPR	86	Derek McGEE	Yamaha - McGee Racing	1:27.716		86.187	5	6
2	SSPR	52	James COWTON	Honda - Cowton Racing by Radcliffe's	1:29.399	1.683	84.565	5	5
3	SSPR	61	John WALSH	Yamaha - O'Donnell Racing	1:30.871	3.155	83.195	5	5
4	SSPR	78	Dean CAMPBELL	Kawasaki	1:31.290	3.574	82.813	3	5
5	SSPR	65	Michael SWEENEY	Yamaha - Tracblast	1:31.894	4.178	82.269	3	5
6	SSPR	68	Gareth EVANS	Suzuki - Joe Evans Garage	1:32.162	4.446	82.029	4	5
7	SSPR	109	Neil KERNOHAN	Yamaha - Logan Racing	1:32.357	4.641	81.856	4	5
8	SSPR	59	Darryl TWEED	Triumph 675	1:33.144	5.428	81.165	4	5
9	SSPR	53	Rob BARBER	Honda - PRB Racing	1:33.454	5.738	80.895	5	5
10	SSPR	93	Paul CRANSTON	Honda - P & J Fuel Haulage	1:33.466	5.750	80.885	4	5
11	SSPR	55	Scott CAMPBELL	Yamaha - Ian Bell Motorcycles	1:33.706	5.990	80.678	3	5
12	SSPR	74	Tommy HENRY	Yamaha - NJT Racing	1:35.052	7.336	79.535	3	5
13	SSPR	171	Brian COOMEY	Yamaha	1:35.370	7.654	79.270	5	5
14	SSPR	80	Phill ARCHER	Yamaha	1:36.393	8.677	78.429	5	5
15	SSPR	62	Sean CONNOLLY	Kawasaki	1:36.427	8.711	78.401	5	5
16	SSPR	79	Vinny BRENNAN	Yamaha - Network 2000	1:37.251	9.535	77.737	5	5
17	SSPR	54	Sam JOHNSON	Yamaha	1:37.634	9.918	77.432	5	5
18	SSPR	60	George SCOTT	Honda	1:40.575	12.859	75.168	3	5
19	SSPR	199	Paul FALLON	Yamaha	1:42.995	15.279	73.402	4	5
20	SSPR	51	David HOLLAND	Kawasaki	3:13.007	1:45.291	39.170	1	1

Provisional result to be confirmed by the Stewards of the Meeting subject to completion of technical inspections & the time limit for protests

Page 1 / 1

Circuit	Orritor	Signed		Organising Club	Cookstown & District MCC
Length(miles)	2.1000		Chief Timekeeper	Qualifying Started	15:39
Weather	Sunny	Issued At:	15:53		
Track	Dry				





Qualifying Classification

Position

1 86 Derek McGEE

SSPR		Behind	
Best Time	1:27.716	Best Speed	86.187 On 5 Gp
Lap	Elapsed Time	Lap Time	Lap Speed
1	1:46.200	1:46.200	71.186
2	3:15.009	1:28.809	85.127
3	4:44.790	1:29.781	84.205
4	6:13.117	1:28.327	85.591
5	7:40.833	1:27.716	86.187
6	9:41.013	2:00.180	62.906

2 52 James COWTON

SSPR		Behind	
Best Time	1:29.399	Best Speed	84.565 On 5 Gp
Lap	Elapsed Time	Lap Time	Lap Speed
1	2:16.803	2:16.803	55.262
2	3:49.993	1:33.190	81.125
3	5:21.512	1:31.519	82.606
4	6:52.551	1:31.039	83.041
5	8:21.950	1:29.399	84.565

3 61 John WALSH

SSPR		Behind	
Best Time	1:30.871	Best Speed	83.195 On 5 Gp
Lap	Elapsed Time	Lap Time	Lap Speed
1	1:59.629	1:59.629	63.195
2	3:32.796	1:33.167	81.145
3	5:04.431	1:31.635	82.501
4	6:37.386	1:32.955	81.330
5	8:08.257	1:30.871	83.195

4 78 Dean CAMPBELL

SSPR		Behind	
Best Time	1:31.290	Best Speed	82.813 On 3 Gp
Lap	Elapsed Time	Lap Time	Lap Speed
1	1:56.624	1:56.624	64.824
2	3:29.244	1:32.620	81.624
3	5:00.534	1:31.290	82.813
4	6:32.860	1:32.326	81.884
5	8:05.103	1:32.243	81.957

Qualifying Classification

Position

5 65 Michael SWEENEY

SSPR		Behind	
Best Time	1:31.894	Best Speed	82.269 On 3 Gp
Lap	Elapsed Time	Lap Time	Lap Speed
1	1:55.997	1:55.997	65.174
2	3:28.286	1:32.289	81.917
3	5:00.180	1:31.894	82.269
4	6:32.380	1:32.200	81.996
5	8:04.754	1:32.374	81.841

6 68 Gareth EVANS

SSPR		Behind	
Best Time	1:32.162	Best Speed	82.029 On 4 Gp
Lap	Elapsed Time	Lap Time	Lap Speed
1	2:26.349	2:26.349	51.657
2	4:03.582	1:37.233	77.751
3	5:37.273	1:33.691	80.691
4	7:09.435	1:32.162	82.029
5	8:42.469	1:33.034	81.261

7 109 Neil KERNOHAN

SSPR		Behind	
Best Time	1:32.357	Best Speed	81.856 On 4 Gp
Lap	Elapsed Time	Lap Time	Lap Speed
1	2:13.838	2:13.838	56.486
2	3:49.914	1:36.076	78.688
3	5:23.160	1:33.246	81.076
4	6:55.517	1:32.357	81.856
5	8:28.570	1:33.053	81.244

8 59 Darryl TWEED

SSPR		Behind	
Best Time	1:33.144	Best Speed	81.165 On 4 Gp
Lap	Elapsed Time	Lap Time	Lap Speed
1	2:11.473	2:11.473	57.502
2	3:47.727	1:36.254	78.542
3	5:21.362	1:33.635	80.739
4	6:54.506	1:33.144	81.165
5	8:28.432	1:33.926	80.489



Qualifying Classification

Position

9 53 Rob BARBER

SSPR Behind 5.738

Best Time 1:33.454 Best Speed 80.895 On 5 Gp

Lap	Elapsed Time	Lap Time	Lap Speed
1	2:14.796	2:14.796	56.085
2	3:51.203	1:36.407	78.418
3	5:28.296	1:37.093	77.863
4	7:23.968	1:55.672	65.357
5	8:57.422	1:33.454	80.895

Qualifying Classification

Position

13 171 Brian COOMEY

SSPR Behind 7.654

Best Time 1:35.370 Best Speed 79.270 On 5 Gp

Lap	Elapsed Time	Lap Time	Lap Speed
1	2:12.184	2:12.184	57.193
2	3:49.683	1:37.499	77.539
3	5:28.192	1:38.509	76.744
4	7:03.845	1:35.653	79.036
5	8:39.215	1:35.370	79.270

10 93 Paul CRANSTON

SSPR Behind 5.750

Best Time 1:33.466 Best Speed 80.885 On 4 Gp

Lap	Elapsed Time	Lap Time	Lap Speed
1	1:56.215	1:56.215	65.052
2	3:30.050	1:33.835	80.567
3	5:03.618	1:33.568	80.797
4	6:37.084	1:33.466	80.885
5	8:10.609	1:33.525	80.834

14 80 Phill ARCHER

SSPR Behind 8.677

Best Time 1:36.393 Best Speed 78.429 On 5 Gp

Lap	Elapsed Time	Lap Time	Lap Speed
1	2:09.113	2:09.113	58.553
2	3:48.795	1:39.682	75.841
3	5:28.685	1:39.890	75.683
4	7:05.815	1:37.130	77.834
5	8:42.208	1:36.393	78.429

11 55 Scott CAMPBELL

SSPR Behind 5.990

Best Time 1:33.706 Best Speed 80.678 On 3 Gp

Lap	Elapsed Time	Lap Time	Lap Speed
1	2:03.965	2:03.965	60.985
2	3:38.795	1:34.830	79.722
3	5:12.501	1:33.706	80.678
4	6:46.338	1:33.837	80.565
5	8:20.687	1:34.349	80.128

15 62 Sean CONNOLLY

SSPR Behind 8.711

Best Time 1:36.427 Best Speed 78.401 On 5 Gp

Lap	Elapsed Time	Lap Time	Lap Speed
1	2:10.984	2:10.984	57.717
2	3:51.058	1:40.074	75.544
3	5:29.315	1:38.257	76.941
4	7:06.483	1:37.168	77.803
5	8:42.910	1:36.427	78.401

12 74 Tommy HENRY

SSPR Behind 7.336

Best Time 1:35.052 Best Speed 79.535 On 3 Gp

Lap	Elapsed Time	Lap Time	Lap Speed
1	2:07.402	2:07.402	59.340
2	3:43.503	1:36.101	78.667
3	5:18.555	1:35.052	79.535
4	6:55.257	1:36.702	78.178
5	8:31.563	1:36.306	78.500

16 79 Vinny BRENNAN

SSPR Behind 9.535

Best Time 1:37.251 Best Speed 77.737 On 5 Gp

Lap	Elapsed Time	Lap Time	Lap Speed
1	2:19.923	2:19.923	54.030
2	3:58.775	1:38.852	76.478
3	5:37.178	1:38.403	76.827
4	7:15.119	1:37.941	77.189
5	8:52.370	1:37.251	77.737

KDM HIRE COOKSTOWN 100

SUPERSPORT

Group B Qualifying

Friday, 29 April 2016

DETAILED RESULT



Qualifying Classification

Position

17 54 Sam JOHNSON

SSPR Behind 9.918

Best Time 1:37.634 Best Speed 77.432 On 5 Gp

Lap	Elapsed Time	Lap Time	Lap Speed
1	2:20.428	2:20.428	53.835
2	4:01.215	1:40.787	75.010
3	5:41.240	1:40.025	75.581
4	7:19.329	1:38.089	77.073
5	8:56.963	1:37.634	77.432

18 60 George SCOTT

SSPR Behind 12.859

Best Time 1:40.575 Best Speed 75.168 On 3 Gp

Lap	Elapsed Time	Lap Time	Lap Speed
1	2:29.723	2:29.723	50.493
2	4:12.495	1:42.772	73.561
3	5:53.070	1:40.575	75.168
4	7:34.086	1:41.016	74.840
5	9:14.968	1:40.882	74.939

19 199 Paul FALLON

SSPR Behind 15.279

Best Time 1:42.995 Best Speed 73.402 On 4 Gp

Lap	Elapsed Time	Lap Time	Lap Speed
1	2:14.577	2:14.577	56.176
2	3:59.132	1:44.555	72.306
3	5:42.199	1:43.067	73.350
4	7:25.194	1:42.995	73.402
5	9:08.776	1:43.582	72.986

20 51 David HOLLAND

SSPR Behind 1:45.291

Best Time 3:13.007 Best Speed 39.170 On 1 Gp

Lap	Elapsed Time	Lap Time	Lap Speed
1	3:13.007	3:13.007	39.170

KDM HIRE COOKSTOWN 100

SUPERSPORT

Group C Qualifying


Friday, 29 April 2016



Pos	Class	No	Name	Machine / Sponsor	----- Best Lap -----			Laps	
					Time	Behind	Speed		
Qualifying Classification									
1	SSPR	116	Michael WELDON	Yamaha	1:31.117		82.970	4	5
2	SSPR	151	Scott MILLER	Yamaha	1:33.481	2.364	80.872	5	5
3	SSPR	164	Stephen TOBIN	Yamaha	1:33.664	2.547	80.714	5	5
4	SSPR	110	Callum LAIDLAW	Kawasaki - Dunlop Racing	1:33.696	2.579	80.686	5	5
5	SSPR	126	Chris WATSON	Kawasaki - Watson Racing	1:35.845	4.728	78.877	5	5
6	SSPR	216	Mike NORBURY	Yamaha	1:36.257	5.140	78.540	5	5
7	SSPR	311	Allan BRODIE	Yamaha	1:36.539	5.422	78.310	3	5
8	SSPR	113	Ian PERT	Suzuki - Hedz Up	1:48.940	17.823	69.396	4	5

Provisional result to be confirmed by the Stewards of the Meeting subject to completion of technical inspections & the time limit for protests

Page 1 / 1

Circuit	Orritor	Signed		Organising Club	Cookstown & District MCC
Length(miles)	2.1000		Chief Timekeeper	Qualifying Started	15:51
Weather	Sunny	Issued At:	16:03		
Track	Dry				



KDM HIRE COOKSTOWN 100

SUPERSPORT

Group C Qualifying

Friday, 29 April 2016

DETAILED RESULT



Qualifying Classification

Position

1 116 Michael WELDON

SSPR			Behind		
Best Time	1:31.117	Best Speed	82.970	On	4 Gp
Lap	Elapsed Time	Lap Time	Lap Speed		
1	2:39.111	2:39.111	47.514		
2	4:12.888	1:33.777	80.617		
3	5:44.692	1:31.804	82.349		
4	7:15.809	1:31.117	82.970		
5	8:47.228	1:31.419	82.696		

2 151 Scott MILLER

SSPR			Behind		
Best Time	1:33.481	Best Speed	80.872	On	5 Gp
Lap	Elapsed Time	Lap Time	Lap Speed		
1	2:08.228	2:08.228	58.957		
2	3:45.025	1:36.797	78.102		
3	5:19.835	1:34.810	79.738		
4	6:55.509	1:35.674	79.018		
5	8:28.990	1:33.481	80.872		

3 164 Stephen TOBIN

SSPR			Behind		
Best Time	1:33.664	Best Speed	80.714	On	5 Gp
Lap	Elapsed Time	Lap Time	Lap Speed		
1	2:21.854	2:21.854	53.294		
2	3:59.681	1:37.827	77.279		
3	5:34.773	1:35.092	79.502		
4	7:10.189	1:35.416	79.232		
5	8:43.853	1:33.664	80.714		

4 110 Callum LAIDLAW

SSPR			Behind		
Best Time	1:33.696	Best Speed	80.686	On	5 Gp
Lap	Elapsed Time	Lap Time	Lap Speed		
1	2:01.413	2:01.413	62.267		
2	3:35.813	1:34.400	80.085		
3	5:09.898	1:34.085	80.353		
4	6:44.178	1:34.280	80.187		
5	8:17.874	1:33.696	80.686		

Qualifying Classification

Position

5 126 Chris WATSON

SSPR			Behind		
Best Time	1:35.845	Best Speed	78.877	On	5 Gp
Lap	Elapsed Time	Lap Time	Lap Speed		
1	2:15.354	2:15.354	55.854		
2	3:52.281	1:36.927	77.997		
3	5:28.820	1:36.539	78.310		
4	7:04.872	1:36.052	78.707		
5	8:40.717	1:35.845	78.877		

6 216 Mike NORBURY

SSPR			Behind		
Best Time	1:36.257	Best Speed	78.540	On	5 Gp
Lap	Elapsed Time	Lap Time	Lap Speed		
1	2:09.099	2:09.099	58.560		
2	3:46.738	1:37.639	77.428		
3	5:25.115	1:38.377	76.847		
4	7:01.382	1:36.267	78.532		
5	8:37.639	1:36.257	78.540		

7 311 Allan BRODIE

SSPR			Behind		
Best Time	1:36.539	Best Speed	78.310	On	3 Gp
Lap	Elapsed Time	Lap Time	Lap Speed		
1	2:04.593	2:04.593	60.678		
2	3:42.030	1:37.437	77.589		
3	5:18.569	1:36.539	78.310		
4	6:56.760	1:38.191	76.993		
5	8:33.446	1:36.686	78.191		

8 113 Ian PERT

SSPR			Behind		
Best Time	1:48.940	Best Speed	69.396	On	4 Gp
Lap	Elapsed Time	Lap Time	Lap Speed		
1	2:25.183	2:25.183	52.072		
2	4:14.369	1:49.186	69.240		
3	6:06.802	1:52.433	67.240		
4	7:55.742	1:48.940	69.396		
5	9:45.604	1:49.862	68.814		

KDM HIRE COOKSTOWN 100


SUPERSPORT COMBINED QUALIFYING



Pos	Class	No	Name	-----Best Time / Qual Laps-----				Overall Best Time / Speed / Total Qual Laps
				Session A	Session B	Session C	Session D	
1	SSPR	22	Paul JORDAN	1:27.703	-----	-----	-----	1:27.703 86.200
2	SSPR	86	Derek McGEE	-----	1:27.716	-----	-----	1:27.716 86.187
3	SSPR	7	Dan KNEEN	1:28.072	-----	-----	-----	1:28.072 85.839
4	SSPR	4	M MITCHELL THOMAS	1:28.805	-----	-----	-----	1:28.805 85.130
5	SSPR	6	William DUNLOP	1:29.077	-----	-----	-----	1:29.077 84.870
6	SSPR	52	James COWTON	-----	1:29.399	-----	-----	1:29.399 84.565
7	SSPR	23	Michal DOKOUPIL	1:30.291	-----	-----	-----	1:30.291 83.729
8	SSPR	61	John WALSH	-----	1:30.871	-----	-----	1:30.871 83.195
9	SSPR	24	Graham KENNEDY	1:30.984	-----	-----	-----	1:30.984 83.092
10	SSPR	116	Michael WELDON	-----	-----	1:31.117	-----	1:31.117 82.970
11	SSPR	5	Thomas MAXWELL	1:31.209	-----	-----	-----	1:31.209 82.887
12	SSPR	78	Dean CAMPBELL	-----	1:31.290	-----	-----	1:31.290 82.813
13	SSPR	65	Michael SWEENEY	-----	1:31.894	-----	-----	1:31.894 82.269
14	SSPR	68	Gareth EVANS	-----	1:32.162	-----	-----	1:32.162 82.029
15	SSPR	109	Neil KERNOHAN	-----	1:32.357	-----	-----	1:32.357 81.856
16	SSPR	59	Darryl TWEED	-----	1:33.144	-----	-----	1:33.144 81.165
17	SSPR	53	Rob BARBER	-----	1:33.454	-----	-----	1:33.454 80.895
18	SSPR	93	Paul CRANSTON	-----	1:33.466	-----	-----	1:33.466 80.885
19	SSPR	151	Scott MILLER	-----	-----	1:33.481	-----	1:33.481 80.872
20	SSPR	164	Stephen TOBIN	-----	-----	1:33.664	-----	1:33.664 80.714
21	SSPR	110	Callum LAIDLAW	-----	-----	1:33.696	-----	1:33.696 80.686
22	SSPR	55	Scott CAMPBELL	-----	1:33.706	-----	-----	1:33.706 80.678
23	SSPR	38	Paul WILLIAMS	1:34.503	-----	-----	-----	1:34.503 79.997
24	SSPR	26	Dennis BOOTH	1:34.966	-----	-----	-----	1:34.966 79.607
25	SSPR	74	Tommy HENRY	-----	1:35.052	-----	-----	1:35.052 79.535
26	SSPR	171	Brian COOMEY	-----	1:35.370	-----	-----	1:35.370 79.270
27	SSPR	1	Brad VICARS	1:35.401	-----	-----	-----	1:35.401 79.244
28	SSPR	47	Timothy ELWOOD	1:35.611	-----	-----	-----	1:35.611 79.070
29	SSPR	20	David LUMSDEN	1:35.684	-----	-----	-----	1:35.684 79.010
30	SSPR	126	Chris WATSON	-----	-----	1:35.845	-----	1:35.845 78.877
31	SSPR	27	Douglas SHEARER	1:35.941	-----	-----	-----	1:35.941 78.798
32	SSPR	216	Mike NORBURY	-----	-----	1:36.257	-----	1:36.257 78.540
33	SSPR	80	Phill ARCHER	-----	1:36.393	-----	-----	1:36.393 78.429
34	SSPR	31	Gary O'BRIEN	1:36.417	-----	-----	-----	1:36.417 78.409
35	SSPR	62	Sean CONNOLLY	-----	1:36.427	-----	-----	1:36.427 78.401
36	SSPR	311	Allan BRODIE	-----	-----	1:36.539	-----	1:36.539 78.310
37	SSPR	14	Rodney LITTLE	1:36.645	-----	-----	-----	1:36.645 78.224
38	SSPR	25	Matthew REES	1:36.962	-----	-----	-----	1:36.962 77.969
39	SSPR	79	Vinny BRENNAN	-----	1:37.251	-----	-----	1:37.251 77.737
40	SSPR	54	Sam JOHNSON	-----	1:37.634	-----	-----	1:37.634 77.432
41	SSPR	15	Leon MURPHY	1:37.939	-----	-----	-----	1:37.939 77.191
42	SSPR	43	Stephen DEGNAN	1:37.944	-----	-----	-----	1:37.944 77.187
43	SSPR	12	David LEWIS	1:38.479	-----	-----	-----	1:38.479 76.768
44	SSPR	48	Martin McGRATH	1:39.756	-----	-----	-----	1:39.756 75.785
45	SSPR	18	Vic ALLAN	1:40.123	-----	-----	-----	1:40.123 75.507
46	SSPR	44	Andrew SELLARS	1:40.327	-----	-----	-----	1:40.327 75.354
47	SSPR	60	George SCOTT	-----	1:40.575	-----	-----	1:40.575 75.168
48	SSPR	39	Jonathan GORMLEY	1:40.583	-----	-----	-----	1:40.583 75.162
49	SSPR	199	Paul FALLON	-----	1:42.995	-----	-----	1:42.995 73.402
50	SSPR	113	Ian PERT	-----	-----	1:48.940	-----	1:48.940 69.396
51	SSPR	51	David HOLLAND	-----	3:13.007	-----	-----	3:13.007 39.170

Provisional result to be confirmed by the Stewards of the Meeting subject to completion of technical inspections & the time limit for protests

Page 1 / 1

Circuit	Orritor	Signed	 Chief Timekeeper	Organising Club	Cookstown & District MCC
Length(miles)	2.1000	Issued At:			
Weather					
Track					



KDM HIRE COOKSTOWN 100

SUPERSPORT

Orritor 2.100 miles


R4: VW Audi Bitz Supersport B

30/04/2016 11:45

Race (6 Laps)

RACE 4 - SUPERSPORT B

11	18 A	44 B	
10	43 A	12 B	48 C
9	79 A	54 B	15 C
8			
7	14 A	25 B	
6	31 A	62 B	311 C
5	27 A	216 B	80 C
4			
3	126 A		
2	1 A	47 B	20 C
1	26 A POLE POSITION	74 B	171 C



Promoted by Cookstown and District Motorcycle Club

Orbits

Provisional result to be confirmed by the Stewards of the Meeting subject to the completion of technical inspections and the time limit for protests.

MCUI (Ulster Centre) Timing @ www.elaps-timing.com



**Ride on
 Delta
 Seven**

KDM HIRE COOKSTOWN 100

SUPERSPORT

Race 6 - VW Audi Bitz Supersport B

Saturday, 30 April 2016



Pos	Class	No	Name	Machine / Sponsor	Gp	Lap	Total Time	Behind	Speed	-----Best Lap-----		
										Time	Speed	On
Race Classification												
1	SSPR	47	Timothy ELWOOD	Triumph 675	a	4	6:17.502		80.106	1:32.311	81.897	2
2	SSPR	74	Tommy HENRY	Yamaha - NJT Racing	a	4	6:19.707	2.205	79.640	1:33.292	81.036	4
3	SSPR	1	Brad VICARS	Honda	a	4	6:20.019	2.517	79.575	1:33.346	80.989	4
4	SSPR	20	David LUMSDEN	Yamaha - Koru 4U	a	4	6:23.796	6.294	78.792	1:33.832	80.570	2
5	SSPR	216	Mike NORBURY	Yamaha	b	3	4:45.970	1 Lap	79.309	1:33.190	81.125	3
6	SSPR	26	Dennis BOOTH	Kawasaki	a	3	4:47.159	1 Lap	78.981	1:34.119	80.324	2
7	SSPR	62	Sean CONNOLLY	Kawasaki	b	3	4:49.480	1 Lap	78.347	1:34.446	80.046	2
8	SSPR	12	David LEWIS	Suzuki	c	3	4:49.829	1 Lap	78.253	1:34.871	79.687	2
9	SSPR	80	Phill ARCHER	Yamaha	b	3	4:50.766	1 Lap	78.001	1:34.268	80.197	2
10	SSPR	25	Matthew REES	Kawasaki - M & N Motors Cookstown	b	3	4:51.166	1 Lap	77.894	1:33.952	80.467	2
11	SSPR	126	Chris WATSON	Kawasaki - Watson Racing	a	3	4:51.961	1 Lap	77.682	1:35.198	79.413	2
12	SSPR	43	Stephen DEGNAN	Kawasaki	c	3	4:52.898	1 Lap	77.433	1:35.436	79.215	3
13	SSPR	15	Leon MURPHY	Suzuki	c	3	4:54.117	1 Lap	77.112	1:35.676	79.017	3
14	SSPR	44	Andrew SELLARS	Suzuki	c	3	4:55.090	1 Lap	76.858	1:35.578	79.098	3
15	SSPR	54	Sam JOHNSON	Yamaha	c	3	4:57.389	1 Lap	76.264	1:36.097	78.671	3
16	SSPR	311	Allan BRODIE	Yamaha	b	3	4:58.350	1 Lap	76.018	1:36.841	78.066	2
17	SSPR	31	Gary O'BRIEN	Yamaha	b	3	4:59.193	1 Lap	75.804	1:36.620	78.245	2
18	SSPR	14	Rodney LITTLE	Suzuki	b	3	4:59.681	1 Lap	75.680	1:36.859	78.052	2
19	SSPR	79	Vinny BRENNAN	Yamaha - Network 2000	b	3	5:00.759	1 Lap	75.409	1:37.449	77.579	2
20	SSPR	48	Martin McGRATH	Kawasaki - PRB Racing	c	3	5:01.824	1 Lap	75.143	1:38.045	77.107	3

Fastest Lap

SSPR	47	Timothy ELWOOD	Triumph 675	1:32.311	81.897	2
------	----	----------------	-------------	----------	--------	---


Not Classified

DNF	SSPR	27	Douglas SHEARER	Kawasaki	a	3	4:47.629		78.852	1:33.277	81.049	2
-----	------	----	-----------------	----------	---	---	----------	--	--------	----------	--------	---

Red flag after leaders completed 4 laps - result declared

Provisional result to be confirmed by the Stewards of the Meeting subject to completion of technical inspections & the time limit for protests

Page 1 / 1

Circuit	Orritor	Signed	 Chief Timekeeper	Organising Club	Cookstown & District MCC
Length(miles)	2.1000			Race Started	13:35
Weather	Sunny			Gp Time Diff - b	13.23 / c 28.00
Track	Dry	Issued At:	13:46		




KDM HIRE COOKSTOWN 100

SUPERSPORT

Race 6 - VW Audi Bitz Supersport B

Saturday, 30 April 2016

DETAILED RESULT



Race Classification

1 47 Timothy ELWOOD

Total Time **6:17.502** Avg Speed **80.106** Behind
Best Time **1:32.311** Best Speed **81.897** On **2** Gp **a**

Lap	Elapsed Time	Lap Time	Lap Speed
1	1:38.934	1:38.934	76.415
2	3:11.245	1:32.311	81.897
3	4:44.333	1:33.088	81.213
4	6:17.502	1:33.169	81.143

2 74 Tommy HENRY

Total Time **6:19.707** Avg Speed **79.640** Behind **2.205**
Best Time **1:33.292** Best Speed **81.036** On **4** Gp **a**

Lap	Elapsed Time	Lap Time	Lap Speed
1	1:37.737	1:37.737	77.350
2	3:11.797	1:34.060	80.374
3	4:46.415	1:34.618	79.900
4	6:19.707	1:33.292	81.036

3 1 Brad VICARS

Total Time **6:20.019** Avg Speed **79.575** Behind **2.517**
Best Time **1:33.346** Best Speed **80.989** On **4** Gp **a**

Lap	Elapsed Time	Lap Time	Lap Speed
1	1:38.629	1:38.629	76.651
2	3:12.456	1:33.827	80.574
3	4:46.673	1:34.217	80.240
4	6:20.019	1:33.346	80.989

4 20 David LUMSDEN

Total Time **6:23.796** Avg Speed **78.792** Behind **6.294**
Best Time **1:33.832** Best Speed **80.570** On **2** Gp **a**

Lap	Elapsed Time	Lap Time	Lap Speed
1	1:40.724	1:40.724	75.057
2	3:14.556	1:33.832	80.570
3	4:49.194	1:34.638	79.883
4	6:23.796	1:34.602	79.914

5 216 Mike NORBURY

Total Time **4:45.970** Avg Speed **79.309** Behind **1 Lap**
Best Time **1:33.190** Best Speed **81.125** On **3** Gp **b**

Lap	Elapsed Time	Lap Time	Lap Speed
1	1:38.946	1:38.946	76.405
2	3:12.780	1:33.834	80.568
3	4:45.970	1:33.190	81.125

Race Classification

6 26 Dennis BOOTH

Total Time **4:47.159** Avg Speed **78.981** Behind **1 Lap**
Best Time **1:34.119** Best Speed **80.324** On **2** Gp **a**

Lap	Elapsed Time	Lap Time	Lap Speed
1	1:38.072	1:38.072	77.086
2	3:12.191	1:34.119	80.324
3	4:47.159	1:34.968	79.606

7 62 Sean CONNOLLY

Total Time **4:49.480** Avg Speed **78.347** Behind **1 Lap**
Best Time **1:34.446** Best Speed **80.046** On **2** Gp **b**

Lap	Elapsed Time	Lap Time	Lap Speed
1	1:40.254	1:40.254	75.408
2	3:14.700	1:34.446	80.046
3	4:49.480	1:34.780	79.764

8 12 David LEWIS

Total Time **4:49.829** Avg Speed **78.253** Behind **1 Lap**
Best Time **1:34.871** Best Speed **79.687** On **2** Gp **c**

Lap	Elapsed Time	Lap Time	Lap Speed
1	1:39.953	1:39.953	75.636
2	3:14.824	1:34.871	79.687
3	4:49.829	1:35.005	79.575

9 80 Phill ARCHER

Total Time **4:50.766** Avg Speed **78.001** Behind **1 Lap**
Best Time **1:34.268** Best Speed **80.197** On **2** Gp **b**

Lap	Elapsed Time	Lap Time	Lap Speed
1	1:41.616	1:41.616	74.398
2	3:15.884	1:34.268	80.197
3	4:50.766	1:34.882	79.678

10 25 Matthew REES

Total Time **4:51.166** Avg Speed **77.894** Behind **1 Lap**
Best Time **1:33.952** Best Speed **80.467** On **2** Gp **b**

Lap	Elapsed Time	Lap Time	Lap Speed
1	1:42.800	1:42.800	73.541
2	3:16.752	1:33.952	80.467
3	4:51.166	1:34.414	80.073


KDM HIRE COOKSTOWN 100

SUPERSPORT

Race 6 - VW Audi Bitz Supersport B

Saturday, 30 April 2016

DETAILED RESULT



Race Classification

11 126 Chris WATSON

Total Time **4:51.961** Avg Speed **77.682** Behind **1 Lap**
Best Time **1:35.198** Best Speed **79.413** On **2** Gp **a**

Lap	Elapsed Time	Lap Time	Lap Speed
1	1:41.194	1:41.194	74.708
2	3:16.392	1:35.198	79.413
3	4:51.961	1:35.569	79.105

12 43 Stephen DEGNAN

Total Time **4:52.898** Avg Speed **77.433** Behind **1 Lap**
Best Time **1:35.436** Best Speed **79.215** On **3** Gp **c**

Lap	Elapsed Time	Lap Time	Lap Speed
1	1:41.789	1:41.789	74.271
2	3:17.462	1:35.673	79.019
3	4:52.898	1:35.436	79.215

13 15 Leon MURPHY

Total Time **4:54.117** Avg Speed **77.112** Behind **1 Lap**
Best Time **1:35.676** Best Speed **79.017** On **3** Gp **c**

Lap	Elapsed Time	Lap Time	Lap Speed
1	1:42.306	1:42.306	73.896
2	3:18.441	1:36.135	78.639
3	4:54.117	1:35.676	79.017

14 44 Andrew SELLARS

Total Time **4:55.090** Avg Speed **76.858** Behind **1 Lap**
Best Time **1:35.578** Best Speed **79.098** On **3** Gp **c**

Lap	Elapsed Time	Lap Time	Lap Speed
1	1:43.321	1:43.321	73.170
2	3:19.512	1:36.191	78.594
3	4:55.090	1:35.578	79.098

15 54 Sam JOHNSON

Total Time **4:57.389** Avg Speed **76.264** Behind **1 Lap**
Best Time **1:36.097** Best Speed **78.671** On **3** Gp **c**

Lap	Elapsed Time	Lap Time	Lap Speed
1	1:41.609	1:41.609	74.403
2	3:21.292	1:39.683	75.840
3	4:57.389	1:36.097	78.671

Race Classification

16 311 Allan BRODIE

Total Time **4:58.350** Avg Speed **76.018** Behind **1 Lap**
Best Time **1:36.841** Best Speed **78.066** On **2** Gp **b**

Lap	Elapsed Time	Lap Time	Lap Speed
1	1:44.595	1:44.595	72.279
2	3:21.436	1:36.841	78.066
3	4:58.350	1:36.914	78.007

17 31 Gary O'BRIEN

Total Time **4:59.193** Avg Speed **75.804** Behind **1 Lap**
Best Time **1:36.620** Best Speed **78.245** On **2** Gp **b**

Lap	Elapsed Time	Lap Time	Lap Speed
1	1:43.934	1:43.934	72.738
2	3:20.554	1:36.620	78.245
3	4:59.193	1:38.639	76.643

18 14 Rodney LITTLE

Total Time **4:59.681** Avg Speed **75.680** Behind **1 Lap**
Best Time **1:36.859** Best Speed **78.052** On **2** Gp **b**

Lap	Elapsed Time	Lap Time	Lap Speed
1	1:44.999	1:44.999	72.001
2	3:21.858	1:36.859	78.052
3	4:59.681	1:37.823	77.282

19 79 Vinny BRENNAN

Total Time **5:00.759** Avg Speed **75.409** Behind **1 Lap**
Best Time **1:37.449** Best Speed **77.579** On **2** Gp **b**

Lap	Elapsed Time	Lap Time	Lap Speed
1	1:45.511	1:45.511	71.651
2	3:22.960	1:37.449	77.579
3	5:00.759	1:37.799	77.301

20 48 Martin McGRATH

Total Time **5:01.824** Avg Speed **75.143** Behind **1 Lap**
Best Time **1:38.045** Best Speed **77.107** On **3** Gp **c**

Lap	Elapsed Time	Lap Time	Lap Speed
1	1:44.934	1:44.934	72.045
2	3:23.779	1:38.845	76.483
3	5:01.824	1:38.045	77.107

Not Classified

KDM HIRE COOKSTOWN 100

SUPERSPORT

Race 6 - VW Audi Bitz Supersport B

Saturday, 30 April 2016

DETAILED RESULT



Not Classified

DNF 27 Douglas SHEARER

Total Time **4:47.629** Avg Speed **78.852** Behind
Best Time **1:33.277** Best Speed **81.049** On **2** Gp **a**


Lap	Elapsed Time	Lap Time	Lap Speed
1	1:39.989	1:39.989	75.608
2	3:13.266	1:33.277	81.049
3	4:47.629	1:34.363	80.116

KDM HIRE COOKSTOWN 100

SUPERSPORT

Race 6 - VW Audi Bitz Supersport B

LAP CHART

**1**

No	Name	Gp	Time of Day	Lap Time
74	Tommy HENRY	a	13:37:01.356	1:37.737
26	Dennis BOOTH	a	13:37:01.691	1:38.072
1	Brad VICARS	a	13:37:02.248	1:38.629
47	Timothy ELWOOD	a	13:37:02.553	1:38.934
216	Mike NORBURY	b	13:37:02.565	1:38.946
12	David LEWIS	c	13:37:03.572	1:39.953
27	Douglas SHEARER	a	13:37:03.608	1:39.989
62	Sean CONNOLLY	b	13:37:03.873	1:40.254
20	David LUMSDEN	a	13:37:04.343	1:40.724
126	Chris WATSON	a	13:37:04.813	1:41.194
54	Sam JOHNSON	c	13:37:05.228	1:41.609
80	Phill ARCHER	b	13:37:05.235	1:41.616
43	Stephen DEGNAN	c	13:37:05.408	1:41.789
15	Leon MURPHY	c	13:37:05.925	1:42.306
25	Matthew REES	b	13:37:06.419	1:42.800
44	Andrew SELLARS	c	13:37:06.940	1:43.321
31	Gary O'BRIEN	b	13:37:07.553	1:43.934
311	Allan BRODIE	b	13:37:08.214	1:44.595
48	Martin McGRATH	c	13:37:08.553	1:44.934
14	Rodney LITTLE	b	13:37:08.618	1:44.999
79	Vinny BRENNAN	b	13:37:09.130	1:45.511

3

No	Name	Gp	Time of Day	Lap Time
47	Timothy ELWOOD	a	13:40:07.952	1:33.088
216	Mike NORBURY	b	13:40:09.589	1:33.190
74	Tommy HENRY	a	13:40:10.034	1:34.618
1	Brad VICARS	a	13:40:10.292	1:34.217
26	Dennis BOOTH	a	13:40:10.778	1:34.968
27	Douglas SHEARER	a	13:40:11.248	1:34.363
20	David LUMSDEN	a	13:40:12.813	1:34.638
62	Sean CONNOLLY	b	13:40:13.099	1:34.780
12	David LEWIS	c	13:40:13.448	1:35.005
80	Phill ARCHER	b	13:40:14.385	1:34.882
25	Matthew REES	b	13:40:14.785	1:34.414
126	Chris WATSON	a	13:40:15.580	1:35.569
43	Stephen DEGNAN	c	13:40:16.517	1:35.436
15	Leon MURPHY	c	13:40:17.736	1:35.676
44	Andrew SELLARS	c	13:40:18.709	1:35.578
54	Sam JOHNSON	c	13:40:21.008	1:36.097
311	Allan BRODIE	b	13:40:21.969	1:36.914
31	Gary O'BRIEN	b	13:40:22.812	1:38.639
14	Rodney LITTLE	b	13:40:23.300	1:37.823
79	Vinny BRENNAN	b	13:40:24.378	1:37.799
48	Martin McGRATH	c	13:40:25.443	1:38.045

2

No	Name	Gp	Time of Day	Lap Time
47	Timothy ELWOOD	a	13:38:34.864	1:32.311
74	Tommy HENRY	a	13:38:35.416	1:34.060
26	Dennis BOOTH	a	13:38:35.810	1:34.119
1	Brad VICARS	a	13:38:36.075	1:33.827
216	Mike NORBURY	b	13:38:36.399	1:33.834
27	Douglas SHEARER	a	13:38:36.885	1:33.277
20	David LUMSDEN	a	13:38:38.175	1:33.832
62	Sean CONNOLLY	b	13:38:38.319	1:34.446
12	David LEWIS	c	13:38:38.443	1:34.871
80	Phill ARCHER	b	13:38:39.503	1:34.268
126	Chris WATSON	a	13:38:40.011	1:35.198
25	Matthew REES	b	13:38:40.371	1:33.952
43	Stephen DEGNAN	c	13:38:41.081	1:35.673
15	Leon MURPHY	c	13:38:42.060	1:36.135
44	Andrew SELLARS	c	13:38:43.131	1:36.191
31	Gary O'BRIEN	b	13:38:44.173	1:36.620
54	Sam JOHNSON	c	13:38:44.911	1:39.683
311	Allan BRODIE	b	13:38:45.055	1:36.841
14	Rodney LITTLE	b	13:38:45.477	1:36.859
79	Vinny BRENNAN	b	13:38:46.579	1:37.449
48	Martin McGRATH	c	13:38:47.398	1:38.845

4

No	Name	Gp	Time of Day	Lap Time
47	Timothy ELWOOD	a	13:41:41.121	1:33.169
74	Tommy HENRY	a	13:41:43.326	1:33.292
1	Brad VICARS	a	13:41:43.638	1:33.346
20	David LUMSDEN	a	13:41:47.415	1:34.602