



## COOKSTOWN 100

Friday 29<sup>th</sup> & Saturday 30<sup>th</sup> April 2016

promoted by Cookstown & District MCC  
[www.cookstown100.com](http://www.cookstown100.com)

**BRAESIDE BAR & RESTAURANT  
SUPERSPORT INVITATION  
&  
VW AUDI BITZ  
SUPERSPORT A**



Comhairle Ceantair  
**Lár Uladh**  
**Mid Ulster**  
District Council

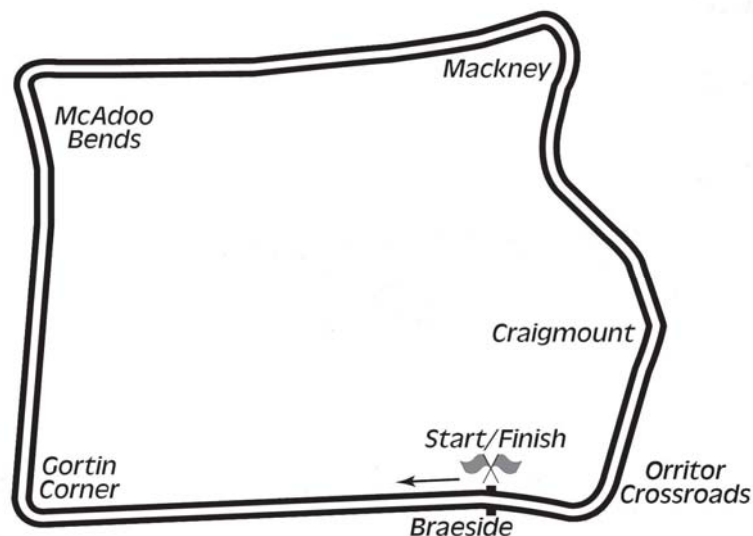


**2&4**  
WHEEL MOTORSPORT  
STEERING GROUP LTD.



tourism  
northernireland

## Orritor Circuit 2.1 miles



### LAP RECORDS

Class	Rider	Machine	m	s	mph	Year
125cc	William Dunlop	Honda	1	34.755	79.785	2010
Moto 3	Barry Davidson	Honda 250	1	39.075	76.306	2012
Moto 450	Ryan Farquhar	Kawasaki	1	35.432	79.219	2012
250cc	William Dunlop	Honda	1	29.658	84.320	2009
Supersport 400	Ian Morrell	Yamaha	1	35.698	78.999	2015
Supertwin	James Cowton	Kawasaki	1	29.657	84.321	2015
Supersport	Michael Dunlop	Yamaha	1	24.783	89.169	2011
Superbike	Michael Dunlop	Honda	1	22.641	91.480	2013
Senior Support	Gary Robinson	Yamaha 600	1	29.956	84.041	2007
Junior Support	Mark Hanna	Honda 250	1	33.788	80.607	2013
Classic 1000cc	Wattie Brown	Norton 920	1	40.273	75.394	2006
Classic 500cc	Neill McWhirter	Norton	1	41.491	74.489	2010
Classic 350cc	Paul Coward	Honda	1	43.421	73.099	2004
Classic 250cc	Geoff McMullan	Suzuki	1	47.294	70.461	2006

### MOST WINS at COOKSTOWN 100

Ryan Farquhar	26	1996-12 (400-1, 450-2, STWN-4, SSP-5, SBK-13, SJUN-1)
Ray McCullough	14	1967-79 (250-8, 350-3, 500-3)
Joey Dunlop	11	1977-98 (125-1, 250-4, 350-2, 500-2, SSP-1, SBK-1)
Robert Dunlop	11	1985-08 (125-7, 250-1, 250 B-1, 350-1, SBK-1)
William Dunlop	11	2006-15 (125-3, 250-5, SSP-2, SBK B-1)
Phillip McCallen	10	1987-96 (250-3, 350-1, SSP-2, SBK-4)
Michael Dunlop	9	2006-15 (125-1, 250-1, STWN-2, STWN B-1, SSP-1, SBK-2, SJUN-1)
Courtney Junk	8	1974-83 (200-2, 250-4, 350-1, 500-1)
Mervyn Elwood	8	1987-97 (C500-5, C1000-3)
Noel Hudson	7	1975-95 (250-2, JUN-1, 500-1, SBK-3)
Bill Swallow	7	1987-00 (C350-2, C500-5)
Darran Lindsay	7	2000-05 (125-2, 250-2, SSP-2, SBK-1)

### MOST WINS AT ALL IRISH ROAD RACE MEETINGS (after Tandragee 100 2016)

Ryan Farquhar	211	1995-16
Joey Dunlop	156	1971-00
Robert Dunlop	135	1980-08
William Dunlop	113	2005-16
Ray McCullough	109	1960-82
Phillip McCallen	109	1987-99
Michael Dunlop	92	2006-15
Brian Reid	78	1980-94
Darran Lindsay	74	1999-06
James Courtney	66	1992-99

# KDM HIRE COOKSTOWN 100

## SUPERSPORT

### Group A Qualifying


Friday, 29 April 2016



Pos	Class	No	Name	Machine / Sponsor	----- Best Lap -----				Laps
					Time	Behind	Speed	On	
<b>Qualifying Classification</b>									
1	SSPR	22	Paul JORDAN	Honda - B&W / Site Sealants	1:27.703		86.200	5	5
2	SSPR	7	Dan KNEEN	Yamaha - Mar-Train Racing	1:28.072	0.369	85.839	4	5
3	SSPR	4	M MITCHELL THOMAS	Honda - Cookstown BE Racing	1:28.805	1.102	85.130	5	5
4	SSPR	6	William DUNLOP	Yamaha - CD-IC Racing	1:29.077	1.374	84.870	3	4
5	SSPR	23	Michal DOKOUPIL	Yamaha - Motopoint	1:30.291	2.588	83.729	4	5
6	SSPR	24	Graham KENNEDY	Yamaha - Patsy Kennedy	1:30.984	3.281	83.092	5	5
7	SSPR	5	Thomas MAXWELL	Yamaha	1:31.209	3.506	82.887	5	6
8	SSPR	38	Paul WILLIAMS	Kawasaki	1:34.503	6.800	79.997	5	5
9	SSPR	26	Dennis BOOTH	Kawasaki	1:34.966	7.263	79.607	3	5
10	SSPR	1	Brad VICARS	Honda	1:35.401	7.698	79.244	4	5
11	SSPR	47	Timothy ELWOOD	Triumph 675	1:35.611	7.908	79.070	5	5
12	SSPR	20	David LUMSDEN	Yamaha - Koru 4U	1:35.684	7.981	79.010	4	5
13	SSPR	27	Douglas SHEARER	Kawasaki	1:35.941	8.238	78.798	4	5
14	SSPR	31	Gary O'BRIEN	Yamaha	1:36.417	8.714	78.409	4	5
15	SSPR	14	Rodney LITTLE	Suzuki	1:36.645	8.942	78.224	4	5
16	SSPR	25	Matthew REES	MV Agusta 675 - M & N Motors Cookstown	1:36.962	9.259	77.969	3	5
17	SSPR	15	Leon MURPHY	Suzuki	1:37.939	10.236	77.191	4	5
18	SSPR	43	Stephen DEGNAN	Kawasaki	1:37.944	10.241	77.187	3	5
19	SSPR	12	David LEWIS	Suzuki	1:38.479	10.776	76.768	3	5
20	SSPR	48	Martin McGRATH	Kawasaki - PRB Racing	1:39.756	12.053	75.785	5	5
21	SSPR	18	Vic ALLAN	Yamaha	1:40.123	12.420	75.507	5	5
22	SSPR	44	Andrew SELLARS	Suzuki	1:40.327	12.624	75.354	5	5
23	SSPR	39	Jonathan GORMLEY	Yamaha 600 - J & V Tyres & Services	1:40.583	12.880	75.162	5	5

Provisional result to be confirmed by the Stewards of the Meeting subject to completion of technical inspections & the time limit for protests

Page 1 / 1

Circuit	<b>Orritor</b>	Signed		Organising Club	<b>Cookstown &amp; District MCC</b>
Length(miles)	<b>2.1000</b>		Chief Timekeeper	Qualifying Started	<b>15:27</b>
Weather	<b>Sunny</b>	Issued At:	15:43		
Track	<b>Dry</b>				



# KDM HIRE COOKSTOWN 100

## SUPERSPORT

### Group A Qualifying

Friday, 29 April 2016

## DETAILED RESULT



### Qualifying Classification

Position

#### **1** 22 Paul JORDAN

SSPR			Behind		
Best Time	<b>1:27.703</b>	Best Speed	<b>86.200</b>	On	<b>5</b> Gp
Lap	Elapsed Time	Lap Time	Lap Speed		
1	2:03.798	2:03.798	61.067		
2	3:33.556	1:29.758	84.226		
3	5:03.939	1:30.383	83.644		
4	6:31.644	1:27.705	86.198		
5	7:59.347	1:27.703	86.200		

#### **2** 7 Dan KNEEN

SSPR			Behind		
Best Time	<b>1:28.072</b>	Best Speed	<b>85.839</b>	On	<b>4</b> Gp
Lap	Elapsed Time	Lap Time	Lap Speed		
1	1:58.451	1:58.451	63.824		
2	3:30.733	1:32.282	81.923		
3	5:02.195	1:31.462	82.657		
4	6:30.267	1:28.072	85.839		
5	7:59.257	1:28.990	84.953		

#### **3** 4 M MITCHELL THOMAS

SSPR			Behind		
Best Time	<b>1:28.805</b>	Best Speed	<b>85.130</b>	On	<b>5</b> Gp
Lap	Elapsed Time	Lap Time	Lap Speed		
1	1:57.773	1:57.773	64.191		
2	3:29.071	1:31.298	82.806		
3	4:59.971	1:30.900	83.168		
4	6:29.612	1:29.641	84.336		
5	7:58.417	1:28.805	85.130		

#### **4** 6 William DUNLOP

SSPR			Behind		
Best Time	<b>1:29.077</b>	Best Speed	<b>84.870</b>	On	<b>3</b> Gp
Lap	Elapsed Time	Lap Time	Lap Speed		
1	3:07.221	3:07.221	40.380		
2	4:37.069	1:29.848	84.142		
3	6:06.146	1:29.077	84.870		
4	7:53.511	1:47.365	70.414		

### Qualifying Classification

Position

#### **5** 23 Michal DOKOUPIL

SSPR			Behind		
Best Time	<b>1:30.291</b>	Best Speed	<b>83.729</b>	On	<b>4</b> Gp
Lap	Elapsed Time	Lap Time	Lap Speed		
1	2:06.166	2:06.166	59.921		
2	3:38.602	1:32.436	81.786		
3	5:09.128	1:30.526	83.512		
4	6:39.419	1:30.291	83.729		
5	8:10.145	1:30.726	83.328		

#### **6** 24 Graham KENNEDY

SSPR			Behind		
Best Time	<b>1:30.984</b>	Best Speed	<b>83.092</b>	On	<b>5</b> Gp
Lap	Elapsed Time	Lap Time	Lap Speed		
1	2:00.824	2:00.824	62.570		
2	3:34.230	1:33.406	80.937		
3	5:06.073	1:31.843	82.314		
4	6:37.816	1:31.743	82.404		
5	8:08.800	1:30.984	83.092		

#### **7** 5 Thomas MAXWELL

SSPR			Behind		
Best Time	<b>1:31.209</b>	Best Speed	<b>82.887</b>	On	<b>5</b> Gp
Lap	Elapsed Time	Lap Time	Lap Speed		
1	1:59.013	1:59.013	63.522		
2	3:32.584	1:33.571	80.794		
3	5:05.184	1:32.600	81.641		
4	6:36.894	1:31.710	82.434		
5	8:08.103	1:31.209	82.887		
6	10:04.452	1:56.349	64.977		

#### **8** 38 Paul WILLIAMS

SSPR			Behind		
Best Time	<b>1:34.503</b>	Best Speed	<b>79.997</b>	On	<b>5</b> Gp
Lap	Elapsed Time	Lap Time	Lap Speed		
1	2:27.652	2:27.652	51.201		
2	4:06.786	1:39.134	76.260		
3	5:44.241	1:37.455	77.574		
4	7:19.275	1:35.034	79.550		
5	8:53.778	1:34.503	79.997		



### Qualifying Classification

Position

#### 9 26 Dennis BOOTH

SSPR Behind 7.263

Best Time 1:34.966 Best Speed 79.607 On 3 Gp

Lap	Elapsed Time	Lap Time	Lap Speed
1	2:50.220	2:50.220	44.413
2	4:28.891	1:38.671	76.618
3	6:03.857	1:34.966	79.607
4	7:40.277	1:36.420	78.407
5	9:15.684	1:35.407	79.239

### Qualifying Classification

Position

#### 13 27 Douglas SHEARER

SSPR Behind 8.238

Best Time 1:35.941 Best Speed 78.798 On 4 Gp

Lap	Elapsed Time	Lap Time	Lap Speed
1	2:21.012	2:21.012	53.612
2	3:59.815	1:38.803	76.516
3	5:36.005	1:36.190	78.594
4	7:11.946	1:35.941	78.798
5	8:48.527	1:36.581	78.276

#### 10 1 Brad VICARS

SSPR Behind 7.698

Best Time 1:35.401 Best Speed 79.244 On 4 Gp

Lap	Elapsed Time	Lap Time	Lap Speed
1	2:21.380	2:21.380	53.473
2	4:03.062	1:41.682	74.349
3	5:41.945	1:38.883	76.454
4	7:17.346	1:35.401	79.244
5	8:52.787	1:35.441	79.211

#### 14 31 Gary O'BRIEN

SSPR Behind 8.714

Best Time 1:36.417 Best Speed 78.409 On 4 Gp

Lap	Elapsed Time	Lap Time	Lap Speed
1	2:51.950	2:51.950	43.966
2	4:30.544	1:38.594	76.678
3	6:07.791	1:37.247	77.740
4	7:44.208	1:36.417	78.409
5	9:34.702	1:50.494	68.420

#### 11 47 Timothy ELWOOD

SSPR Behind 7.908

Best Time 1:35.611 Best Speed 79.070 On 5 Gp

Lap	Elapsed Time	Lap Time	Lap Speed
1	2:35.423	2:35.423	48.641
2	4:11.739	1:36.316	78.492
3	5:47.632	1:35.893	78.838
4	7:24.199	1:36.567	78.288
5	8:59.810	1:35.611	79.070

#### 15 14 Rodney LITTLE

SSPR Behind 8.942

Best Time 1:36.645 Best Speed 78.224 On 4 Gp

Lap	Elapsed Time	Lap Time	Lap Speed
1	2:20.814	2:20.814	53.688
2	4:00.918	1:40.104	75.521
3	5:37.801	1:36.883	78.032
4	7:14.446	1:36.645	78.224
5	8:51.366	1:36.920	78.002

#### 12 20 David LUMSDEN

SSPR Behind 7.981

Best Time 1:35.684 Best Speed 79.010 On 4 Gp

Lap	Elapsed Time	Lap Time	Lap Speed
1	2:17.012	2:17.012	55.178
2	3:54.422	1:37.410	77.610
3	5:30.707	1:36.285	78.517
4	7:06.391	1:35.684	79.010
5	8:44.643	1:38.252	76.945

#### 16 25 Matthew REES

SSPR Behind 9.259

Best Time 1:36.962 Best Speed 77.969 On 3 Gp

Lap	Elapsed Time	Lap Time	Lap Speed
1	2:03.133	2:03.133	61.397
2	3:41.259	1:38.126	77.044
3	5:18.221	1:36.962	77.969
4	6:55.740	1:37.519	77.523
5	8:33.017	1:37.277	77.716

# KDM HIRE COOKSTOWN 100

## SUPERSPORT

### Group A Qualifying

Friday, 29 April 2016

## DETAILED RESULT



### Qualifying Classification

Position

#### 17 15 Leon MURPHY

SSPR Behind 10.236

Best Time 1:37.939 Best Speed 77.191 On 4 Gp

Lap	Elapsed Time	Lap Time	Lap Speed
1	2:50.996	2:50.996	44.212
2	4:30.271	1:39.275	76.152
3	6:09.463	1:39.192	76.216
4	7:47.402	1:37.939	77.191
5	9:37.404	1:50.002	68.726

#### 18 43 Stephen DEGNAN

SSPR Behind 10.241

Best Time 1:37.944 Best Speed 77.187 On 3 Gp

Lap	Elapsed Time	Lap Time	Lap Speed
1	2:39.758	2:39.758	47.322
2	4:18.908	1:39.150	76.248
3	5:56.852	1:37.944	77.187
4	7:35.252	1:38.400	76.829
5	9:13.938	1:38.686	76.607

#### 19 12 David LEWIS

SSPR Behind 10.776

Best Time 1:38.479 Best Speed 76.768 On 3 Gp

Lap	Elapsed Time	Lap Time	Lap Speed
1	2:27.299	2:27.299	51.324
2	4:06.450	1:39.151	76.247
3	5:44.929	1:38.479	76.768
4	7:24.095	1:39.166	76.236
5	9:02.854	1:38.759	76.550

#### 20 48 Martin McGRATH

SSPR Behind 12.053

Best Time 1:39.756 Best Speed 75.785 On 5 Gp

Lap	Elapsed Time	Lap Time	Lap Speed
1	2:34.475	2:34.475	48.940
2	4:18.163	1:43.688	72.911
3	6:00.535	1:42.372	73.848
4	7:42.478	1:41.943	74.159
5	9:22.234	1:39.756	75.785

### Qualifying Classification

Position

#### 21 18 Vic ALLAN

SSPR Behind 12.420

Best Time 1:40.123 Best Speed 75.507 On 5 Gp

Lap	Elapsed Time	Lap Time	Lap Speed
1	2:20.491	2:20.491	53.811
2	4:02.934	1:42.443	73.797
3	5:44.104	1:41.170	74.726
4	7:26.236	1:42.132	74.022
5	9:06.359	1:40.123	75.507

#### 22 44 Andrew SELLARS

SSPR Behind 12.624

Best Time 1:40.327 Best Speed 75.354 On 5 Gp

Lap	Elapsed Time	Lap Time	Lap Speed
1	2:35.282	2:35.282	48.686
2	4:18.732	1:43.450	73.079
3	6:00.989	1:42.257	73.931
4	7:43.174	1:42.185	73.983
5	9:23.501	1:40.327	75.354

#### 23 39 Jonathan GORMLEY

SSPR Behind 12.880

Best Time 1:40.583 Best Speed 75.162 On 5 Gp

Lap	Elapsed Time	Lap Time	Lap Speed
1	2:19.007	2:19.007	54.386
2	4:01.789	1:42.782	73.554
3	5:43.449	1:41.660	74.366
4	7:25.040	1:41.591	74.416
5	9:05.623	1:40.583	75.162



# KDM HIRE COOKSTOWN 100

## SUPERSPORT

### Group B Qualifying


Friday, 29 April 2016



Pos	Class	No	Name	Machine / Sponsor	----- Best Lap -----				Laps
					Time	Behind	Speed	On	
<b>Qualifying Classification</b>									
1	SSPR	86	Derek McGEE	Yamaha - McGee Racing	1:27.716		86.187	5	6
2	SSPR	52	James COWTON	Honda - Cowton Racing by Radcliffe's	1:29.399	1.683	84.565	5	5
3	SSPR	61	John WALSH	Yamaha - O'Donnell Racing	1:30.871	3.155	83.195	5	5
4	SSPR	78	Dean CAMPBELL	Kawasaki	1:31.290	3.574	82.813	3	5
5	SSPR	65	Michael SWEENEY	Yamaha - Tracblast	1:31.894	4.178	82.269	3	5
6	SSPR	68	Gareth EVANS	Suzuki - Joe Evans Garage	1:32.162	4.446	82.029	4	5
7	SSPR	109	Neil KERNOHAN	Yamaha - Logan Racing	1:32.357	4.641	81.856	4	5
8	SSPR	59	Darryl TWEED	Triumph 675	1:33.144	5.428	81.165	4	5
9	SSPR	53	Rob BARBER	Honda - PRB Racing	1:33.454	5.738	80.895	5	5
10	SSPR	93	Paul CRANSTON	Honda - P & J Fuel Haulage	1:33.466	5.750	80.885	4	5
11	SSPR	55	Scott CAMPBELL	Yamaha - Ian Bell Motorcycles	1:33.706	5.990	80.678	3	5
12	SSPR	74	Tommy HENRY	Yamaha - NJT Racing	1:35.052	7.336	79.535	3	5
13	SSPR	171	Brian COOMEY	Yamaha	1:35.370	7.654	79.270	5	5
14	SSPR	80	Phill ARCHER	Yamaha	1:36.393	8.677	78.429	5	5
15	SSPR	62	Sean CONNOLLY	Kawasaki	1:36.427	8.711	78.401	5	5
16	SSPR	79	Vinny BRENNAN	Yamaha - Network 2000	1:37.251	9.535	77.737	5	5
17	SSPR	54	Sam JOHNSON	Yamaha	1:37.634	9.918	77.432	5	5
18	SSPR	60	George SCOTT	Honda	1:40.575	12.859	75.168	3	5
19	SSPR	199	Paul FALLON	Yamaha	1:42.995	15.279	73.402	4	5
20	SSPR	51	David HOLLAND	Kawasaki	3:13.007	1:45.291	39.170	1	1

Provisional result to be confirmed by the Stewards of the Meeting subject to completion of technical inspections & the time limit for protests

Page 1 / 1

Circuit	<b>Orritor</b>	Signed		Organising Club	<b>Cookstown &amp; District MCC</b>
Length(miles)	<b>2.1000</b>		Chief Timekeeper	Qualifying Started	<b>15:39</b>
Weather	<b>Sunny</b>	Issued At:	15:53		
Track	<b>Dry</b>				





### Qualifying Classification

Position

#### 1 86 Derek McGEE

SSPR	Behind		
Best Time	1:27.716	Best Speed	86.187 On 5 Gp
Lap	Elapsed Time	Lap Time	Lap Speed
1	1:46.200	1:46.200	71.186
2	3:15.009	1:28.809	85.127
3	4:44.790	1:29.781	84.205
4	6:13.117	1:28.327	85.591
5	7:40.833	1:27.716	86.187
6	9:41.013	2:00.180	62.906

#### 2 52 James COWTON

SSPR	Behind 1.683		
Best Time	1:29.399	Best Speed	84.565 On 5 Gp
Lap	Elapsed Time	Lap Time	Lap Speed
1	2:16.803	2:16.803	55.262
2	3:49.993	1:33.190	81.125
3	5:21.512	1:31.519	82.606
4	6:52.551	1:31.039	83.041
5	8:21.950	1:29.399	84.565

#### 3 61 John WALSH

SSPR	Behind 3.155		
Best Time	1:30.871	Best Speed	83.195 On 5 Gp
Lap	Elapsed Time	Lap Time	Lap Speed
1	1:59.629	1:59.629	63.195
2	3:32.796	1:33.167	81.145
3	5:04.431	1:31.635	82.501
4	6:37.386	1:32.955	81.330
5	8:08.257	1:30.871	83.195

#### 4 78 Dean CAMPBELL

SSPR	Behind 3.574		
Best Time	1:31.290	Best Speed	82.813 On 3 Gp
Lap	Elapsed Time	Lap Time	Lap Speed
1	1:56.624	1:56.624	64.824
2	3:29.244	1:32.620	81.624
3	5:00.534	1:31.290	82.813
4	6:32.860	1:32.326	81.884
5	8:05.103	1:32.243	81.957

### Qualifying Classification

Position

#### 5 65 Michael SWEENEY

SSPR	Behind 4.178		
Best Time	1:31.894	Best Speed	82.269 On 3 Gp
Lap	Elapsed Time	Lap Time	Lap Speed
1	1:55.997	1:55.997	65.174
2	3:28.286	1:32.289	81.917
3	5:00.180	1:31.894	82.269
4	6:32.380	1:32.200	81.996
5	8:04.754	1:32.374	81.841

#### 6 68 Gareth EVANS

SSPR	Behind 4.446		
Best Time	1:32.162	Best Speed	82.029 On 4 Gp
Lap	Elapsed Time	Lap Time	Lap Speed
1	2:26.349	2:26.349	51.657
2	4:03.582	1:37.233	77.751
3	5:37.273	1:33.691	80.691
4	7:09.435	1:32.162	82.029
5	8:42.469	1:33.034	81.261

#### 7 109 Neil KERNOHAN

SSPR	Behind 4.641		
Best Time	1:32.357	Best Speed	81.856 On 4 Gp
Lap	Elapsed Time	Lap Time	Lap Speed
1	2:13.838	2:13.838	56.486
2	3:49.914	1:36.076	78.688
3	5:23.160	1:33.246	81.076
4	6:55.517	1:32.357	81.856
5	8:28.570	1:33.053	81.244

#### 8 59 Darryl TWEED

SSPR	Behind 5.428		
Best Time	1:33.144	Best Speed	81.165 On 4 Gp
Lap	Elapsed Time	Lap Time	Lap Speed
1	2:11.473	2:11.473	57.502
2	3:47.727	1:36.254	78.542
3	5:21.362	1:33.635	80.739
4	6:54.506	1:33.144	81.165
5	8:28.432	1:33.926	80.489





### Qualifying Classification

Position

#### 9 53 Rob BARBER

SSPR Behind 5.738

Best Time 1:33.454 Best Speed 80.895 On 5 Gp

Lap	Elapsed Time	Lap Time	Lap Speed
1	2:14.796	2:14.796	56.085
2	3:51.203	1:36.407	78.418
3	5:28.296	1:37.093	77.863
4	7:23.968	1:55.672	65.357
5	8:57.422	1:33.454	80.895

### Qualifying Classification

Position

#### 13 171 Brian COOMEY

SSPR Behind 7.654

Best Time 1:35.370 Best Speed 79.270 On 5 Gp

Lap	Elapsed Time	Lap Time	Lap Speed
1	2:12.184	2:12.184	57.193
2	3:49.683	1:37.499	77.539
3	5:28.192	1:38.509	76.744
4	7:03.845	1:35.653	79.036
5	8:39.215	1:35.370	79.270

#### 10 93 Paul CRANSTON

SSPR Behind 5.750

Best Time 1:33.466 Best Speed 80.885 On 4 Gp

Lap	Elapsed Time	Lap Time	Lap Speed
1	1:56.215	1:56.215	65.052
2	3:30.050	1:33.835	80.567
3	5:03.618	1:33.568	80.797
4	6:37.084	1:33.466	80.885
5	8:10.609	1:33.525	80.834

#### 14 80 Phill ARCHER

SSPR Behind 8.677

Best Time 1:36.393 Best Speed 78.429 On 5 Gp

Lap	Elapsed Time	Lap Time	Lap Speed
1	2:09.113	2:09.113	58.553
2	3:48.795	1:39.682	75.841
3	5:28.685	1:39.890	75.683
4	7:05.815	1:37.130	77.834
5	8:42.208	1:36.393	78.429

#### 11 55 Scott CAMPBELL

SSPR Behind 5.990

Best Time 1:33.706 Best Speed 80.678 On 3 Gp

Lap	Elapsed Time	Lap Time	Lap Speed
1	2:03.965	2:03.965	60.985
2	3:38.795	1:34.830	79.722
3	5:12.501	1:33.706	80.678
4	6:46.338	1:33.837	80.565
5	8:20.687	1:34.349	80.128

#### 15 62 Sean CONNOLLY

SSPR Behind 8.711

Best Time 1:36.427 Best Speed 78.401 On 5 Gp

Lap	Elapsed Time	Lap Time	Lap Speed
1	2:10.984	2:10.984	57.717
2	3:51.058	1:40.074	75.544
3	5:29.315	1:38.257	76.941
4	7:06.483	1:37.168	77.803
5	8:42.910	1:36.427	78.401

#### 12 74 Tommy HENRY

SSPR Behind 7.336

Best Time 1:35.052 Best Speed 79.535 On 3 Gp

Lap	Elapsed Time	Lap Time	Lap Speed
1	2:07.402	2:07.402	59.340
2	3:43.503	1:36.101	78.667
3	5:18.555	1:35.052	79.535
4	6:55.257	1:36.702	78.178
5	8:31.563	1:36.306	78.500

#### 16 79 Vinny BRENNAN

SSPR Behind 9.535

Best Time 1:37.251 Best Speed 77.737 On 5 Gp

Lap	Elapsed Time	Lap Time	Lap Speed
1	2:19.923	2:19.923	54.030
2	3:58.775	1:38.852	76.478
3	5:37.178	1:38.403	76.827
4	7:15.119	1:37.941	77.189
5	8:52.370	1:37.251	77.737

# KDM HIRE COOKSTOWN 100

## SUPERSPORT

### Group B Qualifying

Friday, 29 April 2016

## DETAILED RESULT



### Qualifying Classification

Position

#### 17 54 Sam JOHNSON

SSPR Behind 9.918

Best Time 1:37.634 Best Speed 77.432 On 5 Gp

Lap	Elapsed Time	Lap Time	Lap Speed
1	2:20.428	2:20.428	53.835
2	4:01.215	1:40.787	75.010
3	5:41.240	1:40.025	75.581
4	7:19.329	1:38.089	77.073
5	8:56.963	1:37.634	77.432

#### 18 60 George SCOTT

SSPR Behind 12.859

Best Time 1:40.575 Best Speed 75.168 On 3 Gp

Lap	Elapsed Time	Lap Time	Lap Speed
1	2:29.723	2:29.723	50.493
2	4:12.495	1:42.772	73.561
3	5:53.070	1:40.575	75.168
4	7:34.086	1:41.016	74.840
5	9:14.968	1:40.882	74.939

#### 19 199 Paul FALLON

SSPR Behind 15.279

Best Time 1:42.995 Best Speed 73.402 On 4 Gp

Lap	Elapsed Time	Lap Time	Lap Speed
1	2:14.577	2:14.577	56.176
2	3:59.132	1:44.555	72.306
3	5:42.199	1:43.067	73.350
4	7:25.194	1:42.995	73.402
5	9:08.776	1:43.582	72.986

#### 20 51 David HOLLAND

SSPR Behind 1:45.291

Best Time 3:13.007 Best Speed 39.170 On 1 Gp

Lap	Elapsed Time	Lap Time	Lap Speed
1	3:13.007	3:13.007	39.170

# KDM HIRE COOKSTOWN 100

## SUPERSPORT

### Group C Qualifying


Friday, 29 April 2016



Pos	Class	No	Name	Machine / Sponsor	----- Best Lap -----				
					Time	Behind	Speed	On	Laps
<b>Qualifying Classification</b>									
1	SSPR	116	Michael WELDON	Yamaha	1:31.117		82.970	4	5
2	SSPR	151	Scott MILLER	Yamaha	1:33.481	2.364	80.872	5	5
3	SSPR	164	Stephen TOBIN	Yamaha	1:33.664	2.547	80.714	5	5
4	SSPR	110	Callum LAIDLAW	Kawasaki - Dunlop Racing	1:33.696	2.579	80.686	5	5
5	SSPR	126	Chris WATSON	Kawasaki - Watson Racing	1:35.845	4.728	78.877	5	5
6	SSPR	216	Mike NORBURY	Yamaha	1:36.257	5.140	78.540	5	5
7	SSPR	311	Allan BRODIE	Yamaha	1:36.539	5.422	78.310	3	5
8	SSPR	113	Ian PERT	Suzuki - Hedz Up	1:48.940	17.823	69.396	4	5

Provisional result to be confirmed by the Stewards of the Meeting subject to completion of technical inspections & the time limit for protests

Page 1 / 1

Circuit	<b>Orritor</b>	Signed		Organising Club	<b>Cookstown &amp; District MCC</b>
Length(miles)	<b>2.1000</b>		Chief Timekeeper	Qualifying Started	<b>15:51</b>
Weather	<b>Sunny</b>	Issued At:	16:03		
Track	<b>Dry</b>				



# KDM HIRE COOKSTOWN 100

## SUPERSPORT

### Group C Qualifying

Friday, 29 April 2016

## DETAILED RESULT



### Qualifying Classification

Position

#### **1** 116 Michael WELDON

SSPR		Behind		
Best Time	<b>1:31.117</b>	Best Speed	<b>82.970</b>	On 4 Gp
Lap	Elapsed Time	Lap Time	Lap Speed	
1	2:39.111	2:39.111	47.514	
2	4:12.888	1:33.777	80.617	
3	5:44.692	1:31.804	82.349	
4	7:15.809	1:31.117	82.970	
5	8:47.228	1:31.419	82.696	

#### **2** 151 Scott MILLER

SSPR		Behind	<b>2.364</b>	
Best Time	<b>1:33.481</b>	Best Speed	<b>80.872</b>	On 5 Gp
Lap	Elapsed Time	Lap Time	Lap Speed	
1	2:08.228	2:08.228	58.957	
2	3:45.025	1:36.797	78.102	
3	5:19.835	1:34.810	79.738	
4	6:55.509	1:35.674	79.018	
5	8:28.990	1:33.481	80.872	

#### **3** 164 Stephen TOBIN

SSPR		Behind	<b>2.547</b>	
Best Time	<b>1:33.664</b>	Best Speed	<b>80.714</b>	On 5 Gp
Lap	Elapsed Time	Lap Time	Lap Speed	
1	2:21.854	2:21.854	53.294	
2	3:59.681	1:37.827	77.279	
3	5:34.773	1:35.092	79.502	
4	7:10.189	1:35.416	79.232	
5	8:43.853	1:33.664	80.714	

#### **4** 110 Callum LAIDLAW

SSPR		Behind	<b>2.579</b>	
Best Time	<b>1:33.696</b>	Best Speed	<b>80.686</b>	On 5 Gp
Lap	Elapsed Time	Lap Time	Lap Speed	
1	2:01.413	2:01.413	62.267	
2	3:35.813	1:34.400	80.085	
3	5:09.898	1:34.085	80.353	
4	6:44.178	1:34.280	80.187	
5	8:17.874	1:33.696	80.686	

### Qualifying Classification

Position

#### **5** 126 Chris WATSON

SSPR		Behind	<b>4.728</b>	
Best Time	<b>1:35.845</b>	Best Speed	<b>78.877</b>	On 5 Gp
Lap	Elapsed Time	Lap Time	Lap Speed	
1	2:15.354	2:15.354	55.854	
2	3:52.281	1:36.927	77.997	
3	5:28.820	1:36.539	78.310	
4	7:04.872	1:36.052	78.707	
5	8:40.717	1:35.845	78.877	

#### **6** 216 Mike NORBURY

SSPR		Behind	<b>5.140</b>	
Best Time	<b>1:36.257</b>	Best Speed	<b>78.540</b>	On 5 Gp
Lap	Elapsed Time	Lap Time	Lap Speed	
1	2:09.099	2:09.099	58.560	
2	3:46.738	1:37.639	77.428	
3	5:25.115	1:38.377	76.847	
4	7:01.382	1:36.267	78.532	
5	8:37.639	1:36.257	78.540	

#### **7** 311 Allan BRODIE

SSPR		Behind	<b>5.422</b>	
Best Time	<b>1:36.539</b>	Best Speed	<b>78.310</b>	On 3 Gp
Lap	Elapsed Time	Lap Time	Lap Speed	
1	2:04.593	2:04.593	60.678	
2	3:42.030	1:37.437	77.589	
3	5:18.569	1:36.539	78.310	
4	6:56.760	1:38.191	76.993	
5	8:33.446	1:36.686	78.191	

#### **8** 113 Ian PERT

SSPR		Behind	<b>17.823</b>	
Best Time	<b>1:48.940</b>	Best Speed	<b>69.396</b>	On 4 Gp
Lap	Elapsed Time	Lap Time	Lap Speed	
1	2:25.183	2:25.183	52.072	
2	4:14.369	1:49.186	69.240	
3	6:06.802	1:52.433	67.240	
4	7:55.742	1:48.940	69.396	
5	9:45.604	1:49.862	68.814	

# KDM HIRE COOKSTOWN 100

## SUPERSPORT


### COMBINED QUALIFYING



Pos	Class	No	Name	-----Best Time / Qual Laps-----				Overall Best Time / Speed / Total Qual Laps
				Session A	Session B	Session C	Session D	
1	SSPR	22	Paul JORDAN	1:27.703	-----	-----	-----	1:27.703 86.200
2	SSPR	86	Derek McGEE	-----	1:27.716	-----	-----	1:27.716 86.187
3	SSPR	7	Dan KNEEN	1:28.072	-----	-----	-----	1:28.072 85.839
4	SSPR	4	M MITCHELL THOMAS	1:28.805	-----	-----	-----	1:28.805 85.130
5	SSPR	6	William DUNLOP	1:29.077	-----	-----	-----	1:29.077 84.870
6	SSPR	52	James COWTON	-----	1:29.399	-----	-----	1:29.399 84.565
7	SSPR	23	Michal DOKOUPIL	1:30.291	-----	-----	-----	1:30.291 83.729
8	SSPR	61	John WALSH	-----	1:30.871	-----	-----	1:30.871 83.195
9	SSPR	24	Graham KENNEDY	1:30.984	-----	-----	-----	1:30.984 83.092
10	SSPR	116	Michael WELDON	-----	-----	1:31.117	-----	1:31.117 82.970
11	SSPR	5	Thomas MAXWELL	1:31.209	-----	-----	-----	1:31.209 82.887
12	SSPR	78	Dean CAMPBELL	-----	1:31.290	-----	-----	1:31.290 82.813
13	SSPR	65	Michael SWEENEY	-----	1:31.894	-----	-----	1:31.894 82.269
14	SSPR	68	Gareth EVANS	-----	1:32.162	-----	-----	1:32.162 82.029
15	SSPR	109	Neil KERNOHAN	-----	1:32.357	-----	-----	1:32.357 81.856
16	SSPR	59	Darryl TWEED	-----	1:33.144	-----	-----	1:33.144 81.165
17	SSPR	53	Rob BARBER	-----	1:33.454	-----	-----	1:33.454 80.895
18	SSPR	93	Paul CRANSTON	-----	1:33.466	-----	-----	1:33.466 80.885
19	SSPR	151	Scott MILLER	-----	-----	1:33.481	-----	1:33.481 80.872
20	SSPR	164	Stephen TOBIN	-----	-----	1:33.664	-----	1:33.664 80.714
21	SSPR	110	Callum LAIDLAW	-----	-----	1:33.696	-----	1:33.696 80.686
22	SSPR	55	Scott CAMPBELL	-----	1:33.706	-----	-----	1:33.706 80.678
23	SSPR	38	Paul WILLIAMS	1:34.503	-----	-----	-----	1:34.503 79.997
24	SSPR	26	Dennis BOOTH	1:34.966	-----	-----	-----	1:34.966 79.607
25	SSPR	74	Tommy HENRY	-----	1:35.052	-----	-----	1:35.052 79.535
26	SSPR	171	Brian COOMEY	-----	1:35.370	-----	-----	1:35.370 79.270
27	SSPR	1	Brad VICARS	1:35.401	-----	-----	-----	1:35.401 79.244
28	SSPR	47	Timothy ELWOOD	1:35.611	-----	-----	-----	1:35.611 79.070
29	SSPR	20	David LUMSDEN	1:35.684	-----	-----	-----	1:35.684 79.010
30	SSPR	126	Chris WATSON	-----	-----	1:35.845	-----	1:35.845 78.877
31	SSPR	27	Douglas SHEARER	1:35.941	-----	-----	-----	1:35.941 78.798
32	SSPR	216	Mike NORBURY	-----	-----	1:36.257	-----	1:36.257 78.540
33	SSPR	80	Phill ARCHER	-----	1:36.393	-----	-----	1:36.393 78.429
34	SSPR	31	Gary O'BRIEN	1:36.417	-----	-----	-----	1:36.417 78.409
35	SSPR	62	Sean CONNOLLY	-----	1:36.427	-----	-----	1:36.427 78.401
36	SSPR	311	Allan BRODIE	-----	-----	1:36.539	-----	1:36.539 78.310
37	SSPR	14	Rodney LITTLE	1:36.645	-----	-----	-----	1:36.645 78.224
38	SSPR	25	Matthew REES	1:36.962	-----	-----	-----	1:36.962 77.969
39	SSPR	79	Vinny BRENNAN	-----	1:37.251	-----	-----	1:37.251 77.737
40	SSPR	54	Sam JOHNSON	-----	1:37.634	-----	-----	1:37.634 77.432
41	SSPR	15	Leon MURPHY	1:37.939	-----	-----	-----	1:37.939 77.191
42	SSPR	43	Stephen DEGNAN	1:37.944	-----	-----	-----	1:37.944 77.187
43	SSPR	12	David LEWIS	1:38.479	-----	-----	-----	1:38.479 76.768
44	SSPR	48	Martin McGRATH	1:39.756	-----	-----	-----	1:39.756 75.785
45	SSPR	18	Vic ALLAN	1:40.123	-----	-----	-----	1:40.123 75.507
46	SSPR	44	Andrew SELLARS	1:40.327	-----	-----	-----	1:40.327 75.354
47	SSPR	60	George SCOTT	-----	1:40.575	-----	-----	1:40.575 75.168
48	SSPR	39	Jonathan GORMLEY	1:40.583	-----	-----	-----	1:40.583 75.162
49	SSPR	199	Paul FALLON	-----	1:42.995	-----	-----	1:42.995 73.402
50	SSPR	113	Ian PERT	-----	-----	1:48.940	-----	1:48.940 69.396
51	SSPR	51	David HOLLAND	-----	3:13.007	-----	-----	3:13.007 39.170

Provisional result to be confirmed by the Stewards of the Meeting subject to completion of technical inspections & the time limit for protests

Page 1 / 1

Circuit	<b>Orritor</b>	Signed		Organising Club	<b>Cookstown &amp; District MCC</b>
Length(miles)	<b>2.1000</b>	Chief Timekeeper			
Weather		Issued At:			
Track					



**KDM HIRE COOKSTOWN 100**

**SUPERSPORT**

Orritor 2.100 miles


**R2: Braeside Bar & Restaurant Supersport Invitation**

29/04/2016 19:25

Race (7 Laps)

**FRIDAY - RACE 2 - SUPERSPORT INVITATION**

10	25 A		
9	110 A	55 B	26 C
8			
7	53 A	93 B	
6	78 A	65 B	68 C
5	61 A	24 B	5 C
4			
3	23 A		
2	4 A	6 B	52 C
1	22 A POLE POSITION	86 B	7 C



Promoted by Cookstown and District Motorcycle Club

Orbits

Provisional result to be confirmed by the Stewards of the Meeting subject to the completion of technical inspections and the time limit for protests.

MCUI (Ulster Centre) Timing @ www.elaps-timing.com



**Ride on  
 Delta  
 Seven**



KDM HIRE COOKSTOWN 100

SUPERSPORT

Orritor 2.100 miles


R3: VW Audi Bitz Supersport A

30/04/2016 11:20

Race (7 Laps)

**RACE 3 - SUPERSPORT A**

11	55 A	38 B	
10	151 A	164 B	110 C
9	59 A	53 B	93 C
8			
7	68 A	109 B	
6	5 A	78 B	65 C
5	61 A	24 B	116 C
4			
3	23 A		
2	4 A	6 B	52 C
1	22 A POLE POSITION	86 B	7 C



Promoted by Cookstown and District Motorcycle Club

Orbits

Provisional result to be confirmed by the Stewards of the Meeting subject to the completion of technical inspections and the time limit for protests.

MCUI (Ulster Centre) Timing @ www.elaps-timing.com



Ride on  
Delta  
Seven

# KDM HIRE COOKSTOWN 100

## SUPERSPORT

### Race 1 - Braeside Bar & Restaurant Supersport Invitation

Saturday, 30 April 2016



Pos	Class	No	Name	Machine / Sponsor	Gp	Lap	Total Time	Behind	Speed	-----Best Lap-----		
										Time	Speed	On
<b>Race Classification</b>												
1	SSPR	6	William DUNLOP	Yamaha - CD-IC Racing	a	5	7:34.703		83.131	1:28.072	85.839	4
2	SSPR	7	Dan KNEEN	Yamaha - Mar-Train Racing	a	5	7:37.616	2.913	82.602	1:29.112	84.837	4
3	SSPR	86	Derek McGEE	Yamaha - Mc Gee Racing	a	5	7:38.873	4.170	82.376	1:29.682	84.298	4
4	SSPR	22	Paul JORDAN	Honda - B&W / Site Sealants	a	5	7:39.226	4.523	82.312	1:29.455	84.512	5
5	SSPR	52	James COWTON	Honda - Cowton Racing by Radcliffe's	a	5	7:42.510	7.807	81.728	1:30.392	83.636	5
6	SSPR	23	Michal DOKOUPIL	Yamaha - Motopoint	a	5	7:45.115	10.412	81.270	1:30.865	83.200	4
7	SSPR	61	John WALSH	Yamaha - O'Donnell Racing	a	5	8:01.511	26.808	78.503	1:34.279	80.188	3
8	SSPR	5	Thomas MAXWELL	Yamaha	b	5	8:03.303	28.600	78.212	1:34.811	79.738	5
9	SSPR	24	Graham KENNEDY	Yamaha - Patsy Kennedy	b	5	8:03.892	29.189	78.117	1:34.770	79.772	5
10	SSPR	78	Dean CAMPBELL	Kawasaki	b	5	8:04.521	29.818	78.015	1:34.150	80.297	4
11	SSPR	68	Gareth EVANS	Suzuki - Joe Evans Garage	b	5	8:05.689	30.986	77.828	1:33.998	80.427	3
12	SSPR	93	Paul CRANSTON	Honda - P & J Fuel Haulage	b	5	8:16.809	42.106	76.086	1:36.403	78.421	3
13	SSPR	110	Callum LAIDLAW	Kawasaki - Dunlop Racing	b	5	8:19.637	44.934	75.655	1:37.603	77.457	2
14	SSPR	53	Rob BARBER	Honda - PRB Racing	b	5	8:19.712	45.009	75.644	1:37.046	77.901	3
15	SSPR	26	Dennis BOOTH	Kawasaki	c	5	8:19.734	45.031	75.640	1:37.716	77.367	3
16	SSPR	25	Matthew REES	Kawasaki - M & N Motors Cookstown	c	4	6:37.441	1 Lap	76.087	1:36.804	78.096	4

#### Fastest Lap

SSPR	6	William DUNLOP	Yamaha - CD-IC Racing	1:28.072	85.839	4
------	---	----------------	-----------------------	----------	--------	---


#### Not Classified

<b>DNF</b>	SSPR	4	M MITCHELL THOMAS	Honda - Cookstown BE Racing	a	5	7:37.046		82.705	1:29.399	84.565	4
------------	------	---	-------------------	-----------------------------	---	---	----------	--	--------	----------	--------	---

Red flag after leaders completed 5 laps - result declared

Provisional result to be confirmed by the Stewards of the Meeting subject to completion of technical inspections & the time limit for protests

Page 1 / 1

Circuit	<b>Orritor</b>	Signed		Organising Club	<b>Cookstown &amp; District MCC</b>
Length(miles)	<b>2.1000</b>		Chief Timekeeper	Race Started	<b>11:25</b>
Weather	<b>Cloudy</b>	Issued At:	11:39	Gp Time Diff - b	<b>11.57 / c 25.16</b>
Track	<b>Drying</b>				




# KDM HIRE COOKSTOWN 100

## SUPERSPORT

### Race 1 - Braeside Bar & Restaurant Supersport Invitation

Saturday, 30 April 2016

## DETAILED RESULT



### Race Classification

#### **1** 6 William DUNLOP

Total Time **7:34.703** Avg Speed **83.131** Behind  
Best Time **1:28.072** Best Speed **85.839** On **4** Gp **a**

Lap	Elapsed Time	Lap Time	Lap Speed
1	1:37.896	1:37.896	77.225
2	3:07.450	1:29.554	84.418
3	4:37.743	1:30.293	83.727
4	6:05.815	1:28.072	85.839
5	7:34.703	1:28.888	85.051

#### **2** 7 Dan KNEEN

Total Time **7:37.616** Avg Speed **82.602** Behind **2.913**  
Best Time **1:29.112** Best Speed **84.837** On **4** Gp **a**

Lap	Elapsed Time	Lap Time	Lap Speed
1	1:38.187	1:38.187	76.996
2	3:09.222	1:31.035	83.045
3	4:38.670	1:29.448	84.518
4	6:07.782	1:29.112	84.837
5	7:37.616	1:29.834	84.155

#### **3** 86 Derek McGEE

Total Time **7:38.873** Avg Speed **82.376** Behind **4.170**  
Best Time **1:29.682** Best Speed **84.298** On **4** Gp **a**

Lap	Elapsed Time	Lap Time	Lap Speed
1	1:35.905	1:35.905	78.828
2	3:06.878	1:30.973	83.102
3	4:37.565	1:30.687	83.364
4	6:07.247	1:29.682	84.298
5	7:38.873	1:31.626	82.509

#### **4** 22 Paul JORDAN

Total Time **7:39.226** Avg Speed **82.312** Behind **4.523**  
Best Time **1:29.455** Best Speed **84.512** On **5** Gp **a**

Lap	Elapsed Time	Lap Time	Lap Speed
1	1:38.339	1:38.339	76.877
2	3:09.775	1:31.436	82.681
3	4:40.206	1:30.431	83.600
4	6:09.771	1:29.565	84.408
5	7:39.226	1:29.455	84.512

### Race Classification

#### **5** 52 James COWTON

Total Time **7:42.510** Avg Speed **81.728** Behind **7.807**  
Best Time **1:30.392** Best Speed **83.636** On **5** Gp **a**

Lap	Elapsed Time	Lap Time	Lap Speed
1	1:37.573	1:37.573	77.480
2	3:09.396	1:31.823	82.332
3	4:41.267	1:31.871	82.289
4	6:12.118	1:30.851	83.213
5	7:42.510	1:30.392	83.636

#### **6** 23 Michal DOKOUPIL

Total Time **7:45.115** Avg Speed **81.270** Behind **10.412**  
Best Time **1:30.865** Best Speed **83.200** On **4** Gp **a**

Lap	Elapsed Time	Lap Time	Lap Speed
1	1:39.149	1:39.149	76.249
2	3:10.995	1:31.846	82.312
3	4:42.488	1:31.493	82.629
4	6:13.353	1:30.865	83.200
5	7:45.115	1:31.762	82.387

#### **7** 61 John WALSH

Total Time **8:01.511** Avg Speed **78.503** Behind **26.808**  
Best Time **1:34.279** Best Speed **80.188** On **3** Gp **a**

Lap	Elapsed Time	Lap Time	Lap Speed
1	1:42.433	1:42.433	73.804
2	3:17.545	1:35.112	79.485
3	4:51.824	1:34.279	80.188
4	6:26.494	1:34.670	79.856
5	8:01.511	1:35.017	79.565

#### **8** 5 Thomas MAXWELL

Total Time **8:03.303** Avg Speed **78.212** Behind **28.600**  
Best Time **1:34.811** Best Speed **79.738** On **5** Gp **b**

Lap	Elapsed Time	Lap Time	Lap Speed
1	1:42.493	1:42.493	73.761
2	3:17.738	1:35.245	79.374
3	4:53.014	1:35.276	79.348
4	6:28.492	1:35.478	79.181
5	8:03.303	1:34.811	79.738


# KDM HIRE COOKSTOWN 100

## SUPERSPORT

### Race 1 - Braeside Bar & Restaurant Supersport Invitation

Saturday, 30 April 2016

## DETAILED RESULT



### Race Classification

#### **9** 24 Graham KENNEDY

Total Time **8:03.892** Avg Speed **78.117** Behind **29.189**

Best Time **1:34.770** Best Speed **79.772** On **5** Gp **b**

Lap	Elapsed Time	Lap Time	Lap Speed
1	1:42.880	1:42.880	73.484
2	3:18.548	1:35.668	79.023
3	4:53.974	1:35.426	79.224
4	6:29.122	1:35.148	79.455
5	8:03.892	1:34.770	79.772

### Race Classification

#### **13** 110 Callum LAIDLAW

Total Time **8:19.637** Avg Speed **75.655** Behind **44.934**

Best Time **1:37.603** Best Speed **77.457** On **2** Gp **b**

Lap	Elapsed Time	Lap Time	Lap Speed
1	1:45.125	1:45.125	71.914
2	3:22.728	1:37.603	77.457
3	5:00.919	1:38.191	76.993
4	6:39.560	1:38.641	76.642
5	8:19.637	1:40.077	75.542

#### **10** 78 Dean CAMPBELL

Total Time **8:04.521** Avg Speed **78.015** Behind **29.818**

Best Time **1:34.150** Best Speed **80.297** On **4** Gp **b**

Lap	Elapsed Time	Lap Time	Lap Speed
1	1:43.329	1:43.329	73.164
2	3:18.869	1:35.540	79.129
3	4:55.218	1:36.349	78.465
4	6:29.368	1:34.150	80.297
5	8:04.521	1:35.153	79.451

#### **14** 53 Rob BARBER

Total Time **8:19.712** Avg Speed **75.644** Behind **45.009**

Best Time **1:37.046** Best Speed **77.901** On **3** Gp **b**

Lap	Elapsed Time	Lap Time	Lap Speed
1	1:45.943	1:45.943	71.359
2	3:25.138	1:39.195	76.214
3	5:02.184	1:37.046	77.901
4	6:40.558	1:38.374	76.850
5	8:19.712	1:39.154	76.245

#### **11** 68 Gareth EVANS

Total Time **8:05.689** Avg Speed **77.828** Behind **30.986**

Best Time **1:33.998** Best Speed **80.427** On **3** Gp **b**

Lap	Elapsed Time	Lap Time	Lap Speed
1	1:41.938	1:41.938	74.163
2	3:16.090	1:34.152	80.296
3	4:50.088	1:33.998	80.427
4	6:30.818	1:40.730	75.052
5	8:05.689	1:34.871	79.687

#### **15** 26 Dennis BOOTH

Total Time **8:19.734** Avg Speed **75.640** Behind **45.031**

Best Time **1:37.716** Best Speed **77.367** On **3** Gp **c**

Lap	Elapsed Time	Lap Time	Lap Speed
1	1:44.316	1:44.316	72.472
2	3:22.070	1:37.754	77.337
3	4:59.786	1:37.716	77.367
4	6:37.886	1:38.100	77.064
5	8:19.734	1:41.848	74.228

#### **12** 93 Paul CRANSTON

Total Time **8:16.809** Avg Speed **76.086** Behind **42.106**

Best Time **1:36.403** Best Speed **78.421** On **3** Gp **b**

Lap	Elapsed Time	Lap Time	Lap Speed
1	1:46.258	1:46.258	71.148
2	3:25.334	1:39.076	76.305
3	5:01.737	1:36.403	78.421
4	6:39.046	1:37.309	77.691
5	8:16.809	1:37.763	77.330

#### **16** 25 Matthew REES

Total Time **6:37.441** Avg Speed **76.087** Behind **1 Lap**

Best Time **1:36.804** Best Speed **78.096** On **4** Gp **c**

Lap	Elapsed Time	Lap Time	Lap Speed
1	1:45.156	1:45.156	71.893
2	3:23.270	1:38.114	77.053
3	5:00.637	1:37.367	77.644
4	6:37.441	1:36.804	78.096

### Not Classified

# KDM HIRE COOKSTOWN 100

## SUPERSPORT

Race 1 - Braeside Bar & Restaurant Supersport Invitation

Saturday, 30 April 2016

## DETAILED RESULT



### Not Classified

**DNF** **4 M MITCHELL THOMAS**

Total Time **7:37.046** Avg Speed **82.705** Behind  
Best Time **1:29.399** Best Speed **84.565** On **4** Gp **a**

Lap	Elapsed Time	Lap Time	Lap Speed
1	1:36.561	1:36.561	78.292
2	3:07.354	1:30.793	83.266
3	4:38.245	1:30.891	83.177
4	6:07.644	1:29.399	84.565
5	7:37.046	1:29.402	84.562

# KDM HIRE COOKSTOWN 100

## SUPERSPORT

### Race 1 - Braeside Bar & Restaurant Supersport Invitation

## LAP CHART



1					3					5				
No	Name	Gp	Time of Day	Lap Time	No	Name	Gp	Time of Day	Lap Time	No	Name	Gp	Time of Day	Lap Time
86	Derek McGEE	a	11:27:05.745	1:35.905	86	Derek McGEE	a	11:30:07.405	1:30.687	6	William DUNLOP	a	11:33:04.543	1:28.888
4	M MITCHELL THOMAS	a	11:27:06.401	1:36.561	6	William DUNLOP	a	11:30:07.583	1:30.293	4	M MITCHELL THOMAS	a	11:33:06.886	1:29.402
52	James COWTON	a	11:27:07.413	1:37.573	4	M MITCHELL THOMAS	a	11:30:08.085	1:30.891	7	Dan KNEEN	a	11:33:07.456	1:29.834
6	William DUNLOP	a	11:27:07.736	1:37.896	7	Dan KNEEN	a	11:30:08.510	1:29.448	86	Derek McGEE	a	11:33:08.713	1:31.626
7	Dan KNEEN	a	11:27:08.027	1:38.187	22	Paul JORDAN	a	11:30:10.046	1:30.431	22	Paul JORDAN	a	11:33:09.066	1:29.455
22	Paul JORDAN	a	11:27:08.179	1:38.339	52	James COWTON	a	11:30:11.107	1:31.871	52	James COWTON	a	11:33:12.350	1:30.392
23	Michal DOKOUPIL	a	11:27:08.989	1:39.149	23	Michal DOKOUPIL	a	11:30:12.328	1:31.493	23	Michal DOKOUPIL	a	11:33:14.955	1:31.762
68	Gareth EVANS	b	11:27:11.778	1:41.938	68	Gareth EVANS	b	11:30:19.928	1:33.998	61	John WALSH	a	11:33:31.351	1:35.017
61	John WALSH	a	11:27:12.273	1:42.433	61	John WALSH	a	11:30:21.664	1:34.279	5	Thomas MAXWELL	b	11:33:33.143	1:34.811
5	Thomas MAXWELL	b	11:27:12.333	1:42.493	5	Thomas MAXWELL	b	11:30:22.854	1:35.276	24	Graham KENNEDY	b	11:33:33.732	1:34.770
24	Graham KENNEDY	b	11:27:12.720	1:42.880	24	Graham KENNEDY	b	11:30:23.814	1:35.426	78	Dean CAMPBELL	b	11:33:34.361	1:35.153
78	Dean CAMPBELL	b	11:27:13.169	1:43.329	78	Dean CAMPBELL	b	11:30:25.058	1:36.349	68	Gareth EVANS	b	11:33:35.529	1:34.871
26	Dennis BOOTH	c	11:27:14.156	1:44.316	26	Dennis BOOTH	c	11:30:29.626	1:37.716	93	Paul CRANSTON	b	11:33:46.649	1:37.763
110	Callum LAIDLAW	b	11:27:14.965	1:45.125	25	Matthew REES	c	11:30:30.477	1:37.367	110	Callum LAIDLAW	b	11:33:49.477	1:40.077
25	Matthew REES	c	11:27:14.996	1:45.156	110	Callum LAIDLAW	b	11:30:30.759	1:38.191	53	Rob BARBER	b	11:33:49.552	1:39.154
53	Rob BARBER	b	11:27:15.783	1:45.943	93	Paul CRANSTON	b	11:30:31.577	1:36.403	26	Dennis BOOTH	c	11:33:49.574	1:41.848
93	Paul CRANSTON	b	11:27:16.098	1:46.258	53	Rob BARBER	b	11:30:32.024	1:37.046					

2					4				
No	Name	Gp	Time of Day	Lap Time	No	Name	Gp	Time of Day	Lap Time
86	Derek McGEE	a	11:28:36.718	1:30.973	6	William DUNLOP	a	11:31:35.655	1:28.072
4	M MITCHELL THOMAS	a	11:28:37.194	1:30.793	86	Derek McGEE	a	11:31:37.087	1:29.682
6	William DUNLOP	a	11:28:37.290	1:29.554	4	M MITCHELL THOMAS	a	11:31:37.484	1:29.399
7	Dan KNEEN	a	11:28:39.062	1:31.035	7	Dan KNEEN	a	11:31:37.622	1:29.112
52	James COWTON	a	11:28:39.236	1:31.823	22	Paul JORDAN	a	11:31:39.611	1:29.565
22	Paul JORDAN	a	11:28:39.615	1:31.436	52	James COWTON	a	11:31:41.958	1:30.851
23	Michal DOKOUPIL	a	11:28:40.835	1:31.846	23	Michal DOKOUPIL	a	11:31:43.193	1:30.865
68	Gareth EVANS	b	11:28:45.930	1:34.152	61	John WALSH	a	11:31:56.334	1:34.670
61	John WALSH	a	11:28:47.385	1:35.112	5	Thomas MAXWELL	b	11:31:58.332	1:35.478
5	Thomas MAXWELL	b	11:28:47.578	1:35.245	24	Graham KENNEDY	b	11:31:58.962	1:35.148
24	Graham KENNEDY	b	11:28:48.388	1:35.668	78	Dean CAMPBELL	b	11:31:59.208	1:34.150
78	Dean CAMPBELL	b	11:28:48.709	1:35.540	68	Gareth EVANS	b	11:32:00.658	1:40.730
26	Dennis BOOTH	c	11:28:51.910	1:37.754	25	Matthew REES	c	11:32:07.281	1:36.804
110	Callum LAIDLAW	b	11:28:52.568	1:37.603	26	Dennis BOOTH	c	11:32:07.726	1:38.100
25	Matthew REES	c	11:28:53.110	1:38.114	93	Paul CRANSTON	b	11:32:08.886	1:37.309
53	Rob BARBER	b	11:28:54.978	1:39.195	110	Callum LAIDLAW	b	11:32:09.400	1:38.641
93	Paul CRANSTON	b	11:28:55.174	1:39.076	53	Rob BARBER	b	11:32:10.398	1:38.374



# KDM HIRE COOKSTOWN 100

## SUPERSPORT

### Race 5 - VW Audi Bitz Supersport A

Saturday, 30 April 2016




Pos	Class	No	Name	Machine / Sponsor	Gp	Lap	Total Time	Behind	Speed	-----Best Lap-----		
										Time	Speed	On
<b>Race Classification</b>												
1	SSPR	6	William DUNLOP	Yamaha - CD-IC Racing	a	6	8:44.894		86.417	1:25.660	88.256	5
2	SSPR	86	Derek McGEE	Yamaha - McGee Racing	a	6	8:47.698	2.804	85.958	1:26.743	87.154	3
3	SSPR	7	Dan KNEEN	Yamaha - Mar-Train Racing	a	6	8:48.066	3.172	85.898	1:26.549	87.349	3
4	SSPR	52	James COWTON	Honda - Cowton Racing by Radcliffe's	a	6	8:48.876	3.982	85.767	1:26.537	87.361	4
5	SSPR	22	Paul JORDAN	Honda - B&W / Site Sealants	a	6	8:51.915	7.021	85.277	1:27.212	86.685	3
6	SSPR	23	Michal DOKOUPIL	Yamaha - Motopoint	a	6	8:55.650	10.756	84.682	1:27.927	85.980	5
7	SSPR	61	John WALSH	Yamaha - O'Donnell Racing	a	6	9:05.650	20.756	83.130	1:29.670	84.309	4
8	SSPR	24	Graham KENNEDY	Yamaha - Patsy Kennedy	b	6	9:10.194	25.300	82.444	1:29.974	84.024	6
9	SSPR	5	Thomas MAXWELL	Yamaha	b	6	9:10.629	25.735	82.379	1:30.377	83.650	2
10	SSPR	53	Rob BARBER	Honda - PRB Racing	c	6	9:12.532	27.638	82.095	1:30.403	83.626	4
11	SSPR	78	Dean CAMPBELL	Kawasaki	b	6	9:12.891	27.997	82.041	1:30.482	83.553	5
12	SSPR	116	Michael WELDON	Yamaha	b	6	9:14.318	29.424	81.830	1:30.302	83.719	3
13	SSPR	109	Neil KERNOHAN	Yamaha - Logan Racing	b	6	9:16.177	31.283	81.557	1:30.520	83.517	4
14	SSPR	55	Scott CAMPBELL	Yamaha - Ian Bell Motorcycles	c	6	9:16.969	32.075	81.441	1:30.730	83.324	6
15	SSPR	59	Darryl TWEED	Triumph 675	b	6	9:18.783	33.889	81.176	1:31.344	82.764	4
16	SSPR	110	Callum LAIDLAW	Kawasaki - Dunlop Racing	c	6	9:26.584	41.690	80.059	1:32.813	81.454	2
17	SSPR	151	Scott MILLER	Yamaha	c	6	9:27.879	42.985	79.876	1:32.733	81.524	6
18	SSPR	38	Paul WILLIAMS	Kawasaki	c	6	9:29.357	44.463	79.669	1:32.887	81.389	6
19	SSPR	93	Paul CRANSTON	Honda - P & J Fuel Haulage	c	6	9:30.138	45.244	79.560	1:33.238	81.083	4
20	SSPR	68	Gareth EVANS	Suzuki - Joe Evans Garage	b	6	9:38.703	53.809	78.382	1:31.389	82.723	5

### Fastest Lap

SSPR	6	William DUNLOP	Yamaha - CD-IC Racing	1:25.660	88.256	5
------	---	----------------	-----------------------	----------	--------	---

Provisional result to be confirmed by the Stewards of the Meeting subject to completion of technical inspections & the time limit for protests

Page 1 / 1

Circuit	<b>Orritor</b>	Signed		Organising Club	<b>Cookstown &amp; District MCC</b>
Length(miles)	<b>2.1000</b>		Chief Timekeeper	Race Started	<b>13:14</b>
Weather	<b>Sunny</b>	Issued At:	13:26	Gp Time Diff - b	<b>13.35 / c 29.37</b>
Track	<b>Dry</b>				




# KDM HIRE COOKSTOWN 100

## SUPERSPORT

### Race 5 - VW Audi Bitz Supersport A

Saturday, 30 April 2016

## DETAILED RESULT



### Race Classification

#### **1** 6 William DUNLOP

Total Time **8:44.894** Avg Speed **86.417** Behind  
Best Time **1:25.660** Best Speed **88.256** On **5** Gp **a**

Lap	Elapsed Time	Lap Time	Lap Speed
1	1:32.794	1:32.794	81.471
2	2:59.873	1:27.079	86.818
3	4:26.577	1:26.704	87.193
4	5:52.403	1:25.826	88.085
5	7:18.063	1:25.660	88.256
6	8:44.894	1:26.831	87.066

#### **2** 86 Derek McGEE

Total Time **8:47.698** Avg Speed **85.958** Behind **2.804**  
Best Time **1:26.743** Best Speed **87.154** On **3** Gp **a**

Lap	Elapsed Time	Lap Time	Lap Speed
1	1:32.302	1:32.302	81.905
2	2:59.601	1:27.299	86.599
3	4:26.344	1:26.743	87.154
4	5:53.647	1:27.303	86.595
5	7:20.684	1:27.037	86.860
6	8:47.698	1:27.014	86.883

#### **3** 7 Dan KNEEN

Total Time **8:48.066** Avg Speed **85.898** Behind **3.172**  
Best Time **1:26.549** Best Speed **87.349** On **3** Gp **a**

Lap	Elapsed Time	Lap Time	Lap Speed
1	1:33.016	1:33.016	81.276
2	3:00.532	1:27.516	86.384
3	4:27.081	1:26.549	87.349
4	5:53.866	1:26.785	87.112
5	7:20.513	1:26.647	87.251
6	8:48.066	1:27.553	86.348

#### **4** 52 James COWTON

Total Time **8:48.876** Avg Speed **85.767** Behind **3.982**  
Best Time **1:26.537** Best Speed **87.361** On **4** Gp **a**

Lap	Elapsed Time	Lap Time	Lap Speed
1	1:33.462	1:33.462	80.888
2	3:00.834	1:27.372	86.527
3	4:27.591	1:26.757	87.140
4	5:54.128	1:26.537	87.361
5	7:21.085	1:26.957	86.940
6	8:48.876	1:27.791	86.114

### Race Classification

#### **5** 22 Paul JORDAN

Total Time **8:51.915** Avg Speed **85.277** Behind **7.021**  
Best Time **1:27.212** Best Speed **86.685** On **3** Gp **a**

Lap	Elapsed Time	Lap Time	Lap Speed
1	1:32.544	1:32.544	81.691
2	3:01.026	1:28.482	85.441
3	4:28.238	1:27.212	86.685
4	5:56.616	1:28.378	85.542
5	7:23.959	1:27.343	86.555
6	8:51.915	1:27.956	85.952

#### **6** 23 Michal DOKOUPIL

Total Time **8:55.650** Avg Speed **84.682** Behind **10.756**  
Best Time **1:27.927** Best Speed **85.980** On **5** Gp **a**

Lap	Elapsed Time	Lap Time	Lap Speed
1	1:35.158	1:35.158	79.447
2	3:03.528	1:28.370	85.549
3	4:31.540	1:28.012	85.897
4	5:59.696	1:28.156	85.757
5	7:27.623	1:27.927	85.980
6	8:55.650	1:28.027	85.883

#### **7** 61 John WALSH

Total Time **9:05.650** Avg Speed **83.130** Behind **20.756**  
Best Time **1:29.670** Best Speed **84.309** On **4** Gp **a**

Lap	Elapsed Time	Lap Time	Lap Speed
1	1:36.157	1:36.157	78.621
2	3:05.955	1:29.798	84.189
3	4:35.913	1:29.958	84.039
4	6:05.583	1:29.670	84.309
5	7:35.779	1:30.196	83.817
6	9:05.650	1:29.871	84.121

#### **8** 24 Graham KENNEDY

Total Time **9:10.194** Avg Speed **82.444** Behind **25.300**  
Best Time **1:29.974** Best Speed **84.024** On **6** Gp **b**

Lap	Elapsed Time	Lap Time	Lap Speed
1	1:37.788	1:37.788	77.310
2	3:08.135	1:30.347	83.677
3	4:39.096	1:30.961	83.113
4	6:09.488	1:30.392	83.636
5	7:40.220	1:30.732	83.322
6	9:10.194	1:29.974	84.024


# KDM HIRE COOKSTOWN 100

## SUPERSPORT

### Race 5 - VW Audi Bitz Supersport A

Saturday, 30 April 2016

## DETAILED RESULT



### Race Classification

#### **9** 5 Thomas MAXWELL

Total Time **9:10.629** Avg Speed **82.379** Behind **25.735**

Best Time **1:30.377** Best Speed **83.650** On **2** Gp **b**

Lap	Elapsed Time	Lap Time	Lap Speed
1	1:37.239	1:37.239	77.747
2	3:07.616	1:30.377	83.650
3	4:38.647	1:31.031	83.049
4	6:09.224	1:30.577	83.465
5	7:39.903	1:30.679	83.371
6	9:10.629	1:30.726	83.328

### Race Classification

#### **13** 109 Neil KERNOHAN

Total Time **9:16.177** Avg Speed **81.557** Behind **31.283**

Best Time **1:30.520** Best Speed **83.517** On **4** Gp **b**

Lap	Elapsed Time	Lap Time	Lap Speed
1	1:40.022	1:40.022	75.583
2	3:11.843	1:31.821	82.334
3	4:43.167	1:31.324	82.782
4	6:13.687	1:30.520	83.517
5	7:44.241	1:30.554	83.486
6	9:16.177	1:31.936	82.231

#### **10** 53 Rob BARBER

Total Time **9:12.532** Avg Speed **82.095** Behind **27.638**

Best Time **1:30.403** Best Speed **83.626** On **4** Gp **c**

Lap	Elapsed Time	Lap Time	Lap Speed
1	1:39.026	1:39.026	76.344
2	3:10.003	1:30.977	83.098
3	4:40.411	1:30.408	83.621
4	6:10.814	1:30.403	83.626
5	7:41.795	1:30.981	83.094
6	9:12.532	1:30.737	83.318

#### **14** 55 Scott CAMPBELL

Total Time **9:16.969** Avg Speed **81.441** Behind **32.075**

Best Time **1:30.730** Best Speed **83.324** On **6** Gp **c**

Lap	Elapsed Time	Lap Time	Lap Speed
1	1:39.613	1:39.613	75.894
2	3:11.094	1:31.481	82.640
3	4:42.689	1:31.595	82.537
4	6:14.648	1:31.959	82.211
5	7:46.239	1:31.591	82.541
6	9:16.969	1:30.730	83.324

#### **11** 78 Dean CAMPBELL

Total Time **9:12.891** Avg Speed **82.041** Behind **27.997**

Best Time **1:30.482** Best Speed **83.553** On **5** Gp **b**

Lap	Elapsed Time	Lap Time	Lap Speed
1	1:38.402	1:38.402	76.828
2	3:09.205	1:30.803	83.257
3	4:40.893	1:31.688	82.454
4	6:11.695	1:30.802	83.258
5	7:42.177	1:30.482	83.553
6	9:12.891	1:30.714	83.339

#### **15** 59 Darryl TWEED

Total Time **9:18.783** Avg Speed **81.176** Behind **33.889**

Best Time **1:31.344** Best Speed **82.764** On **4** Gp **b**

Lap	Elapsed Time	Lap Time	Lap Speed
1	1:39.644	1:39.644	75.870
2	3:12.587	1:32.943	81.340
3	4:44.178	1:31.591	82.541
4	6:15.522	1:31.344	82.764
5	7:46.990	1:31.468	82.652
6	9:18.783	1:31.793	82.359

#### **12** 116 Michael WELDON

Total Time **9:14.318** Avg Speed **81.830** Behind **29.424**

Best Time **1:30.302** Best Speed **83.719** On **3** Gp **b**

Lap	Elapsed Time	Lap Time	Lap Speed
1	1:38.805	1:38.805	76.514
2	3:09.969	1:31.164	82.927
3	4:40.271	1:30.302	83.719
4	6:11.280	1:31.009	83.069
5	7:43.182	1:31.902	82.262
6	9:14.318	1:31.136	82.953

#### **16** 110 Callum LAIDLAW

Total Time **9:26.584** Avg Speed **80.059** Behind **41.690**

Best Time **1:32.813** Best Speed **81.454** On **2** Gp **c**

Lap	Elapsed Time	Lap Time	Lap Speed
1	1:39.427	1:39.427	76.036
2	3:12.240	1:32.813	81.454
3	4:45.512	1:33.272	81.053
4	6:18.932	1:33.420	80.925
5	7:52.864	1:33.932	80.484
6	9:26.584	1:33.720	80.666


# KDM HIRE COOKSTOWN 100

## SUPERSPORT

### Race 5 - VW Audi Bitz Supersort A

Saturday, 30 April 2016

## DETAILED RESULT



### Race Classification

#### 17 151 Scott MILLER

Total Time **9:27.879** Avg Speed **79.876** Behind **42.985**

Best Time **1:32.733** Best Speed **81.524** On **6** Gp **c**

Lap	Elapsed Time	Lap Time	Lap Speed
1	1:40.518	1:40.518	75.210
2	3:14.164	1:33.646	80.730
3	4:47.858	1:33.694	80.688
4	6:21.469	1:33.611	80.760
5	7:55.146	1:33.677	80.703
6	9:27.879	1:32.733	81.524

#### 18 38 Paul WILLIAMS

Total Time **9:29.357** Avg Speed **79.669** Behind **44.463**

Best Time **1:32.887** Best Speed **81.389** On **6** Gp **c**

Lap	Elapsed Time	Lap Time	Lap Speed
1	1:41.957	1:41.957	74.149
2	3:15.741	1:33.784	80.611
3	4:49.887	1:34.146	80.301
4	6:23.160	1:33.273	81.052
5	7:56.470	1:33.310	81.020
6	9:29.357	1:32.887	81.389

#### 19 93 Paul CRANSTON

Total Time **9:30.138** Avg Speed **79.560** Behind **45.244**

Best Time **1:33.238** Best Speed **81.083** On **4** Gp **c**

Lap	Elapsed Time	Lap Time	Lap Speed
1	1:41.321	1:41.321	74.614
2	3:15.284	1:33.963	80.457
3	4:50.320	1:35.036	79.549
4	6:23.558	1:33.238	81.083
5	7:56.878	1:33.320	81.012
6	9:30.138	1:33.260	81.064

#### 20 68 Gareth EVANS

Total Time **9:38.703** Avg Speed **78.382** Behind **53.809**

Best Time **1:31.389** Best Speed **82.723** On **5** Gp **b**


Lap	Elapsed Time	Lap Time	Lap Speed
1	1:39.206	1:39.206	76.205
2	3:10.919	1:31.713	82.431
3	5:02.318	1:51.399	67.864
4	6:35.289	1:32.971	81.316
5	8:06.678	1:31.389	82.723
6	9:38.703	1:32.025	82.152

# KDM HIRE COOKSTOWN 100

## SUPERSPORT

### Race 5 - VW Audi Bitz Supersort A

## LAP CHART



1					3					5				
No	Name	Gp	Time of Day	Lap Time	No	Name	Gp	Time of Day	Lap Time	No	Name	Gp	Time of Day	Lap Time
86	Derek McGEE	a	13:15:41.642	1:32.302	86	Derek McGEE	a	13:18:35.684	1:26.743	6	William DUNLOP	a	13:21:27.403	1:25.660
22	Paul JORDAN	a	13:15:41.884	1:32.544	6	William DUNLOP	a	13:18:35.917	1:26.704	7	Dan KNEEN	a	13:21:29.853	1:26.647
6	William DUNLOP	a	13:15:42.134	1:32.794	7	Dan KNEEN	a	13:18:36.421	1:26.549	86	Derek McGEE	a	13:21:30.024	1:27.037
7	Dan KNEEN	a	13:15:42.356	1:33.016	52	James COWTON	a	13:18:36.931	1:26.757	52	James COWTON	a	13:21:30.425	1:26.957
52	James COWTON	a	13:15:42.802	1:33.462	22	Paul JORDAN	a	13:18:37.578	1:27.212	22	Paul JORDAN	a	13:21:33.299	1:27.343
23	Michal DOKOUPIL	a	13:15:44.498	1:35.158	23	Michal DOKOUPIL	a	13:18:40.880	1:28.012	23	Michal DOKOUPIL	a	13:21:36.963	1:27.927
61	John WALSH	a	13:15:45.497	1:36.157	61	John WALSH	a	13:18:45.253	1:29.958	61	John WALSH	a	13:21:45.119	1:30.196
5	Thomas MAXWELL	b	13:15:46.579	1:37.239	5	Thomas MAXWELL	b	13:18:47.987	1:31.031	5	Thomas MAXWELL	b	13:21:49.243	1:30.679
24	Graham KENNEDY	b	13:15:47.128	1:37.788	24	Graham KENNEDY	b	13:18:48.436	1:30.961	24	Graham KENNEDY	b	13:21:49.560	1:30.732
78	Dean CAMPBELL	b	13:15:47.742	1:38.402	116	Michael WELDON	b	13:18:49.611	1:30.302	53	Rob BARBER	c	13:21:51.135	1:30.981
116	Michael WELDON	b	13:15:48.145	1:38.805	53	Rob BARBER	c	13:18:49.751	1:30.408	78	Dean CAMPBELL	b	13:21:51.517	1:30.482
53	Rob BARBER	c	13:15:48.366	1:39.026	78	Dean CAMPBELL	b	13:18:50.233	1:31.688	116	Michael WELDON	b	13:21:52.522	1:31.902
68	Gareth EVANS	b	13:15:48.546	1:39.206	55	Scott CAMPBELL	c	13:18:52.029	1:31.595	109	Neil KERNOHAN	b	13:21:53.581	1:30.554
110	Callum LAIDLAW	c	13:15:48.767	1:39.427	109	Neil KERNOHAN	b	13:18:52.507	1:31.324	55	Scott CAMPBELL	c	13:21:55.579	1:31.591
55	Scott CAMPBELL	c	13:15:48.953	1:39.613	59	Darryl TWEED	b	13:18:53.518	1:31.591	59	Darryl TWEED	b	13:21:56.330	1:31.468
59	Darryl TWEED	b	13:15:48.984	1:39.644	110	Callum LAIDLAW	c	13:18:54.852	1:33.272	110	Callum LAIDLAW	c	13:22:02.204	1:33.932
109	Neil KERNOHAN	b	13:15:49.362	1:40.022	151	Scott MILLER	c	13:18:57.198	1:33.694	151	Scott MILLER	c	13:22:04.486	1:33.677
151	Scott MILLER	c	13:15:49.858	1:40.518	38	Paul WILLIAMS	c	13:18:59.227	1:34.146	38	Paul WILLIAMS	c	13:22:05.810	1:33.310
93	Paul CRANSTON	c	13:15:50.661	1:41.321	93	Paul CRANSTON	c	13:18:59.660	1:35.036	93	Paul CRANSTON	c	13:22:06.218	1:33.320
38	Paul WILLIAMS	c	13:15:51.297	1:41.957	68	Gareth EVANS	b	13:19:11.658	1:51.399	68	Gareth EVANS	b	13:22:16.018	1:31.389

2					4					6				
No	Name	Gp	Time of Day	Lap Time	No	Name	Gp	Time of Day	Lap Time	No	Name	Gp	Time of Day	Lap Time
86	Derek McGEE	a	13:17:08.941	1:27.299	6	William DUNLOP	a	13:20:01.743	1:25.826	6	William DUNLOP	a	13:22:54.234	1:26.831
6	William DUNLOP	a	13:17:09.213	1:27.079	86	Derek McGEE	a	13:20:02.987	1:27.303	86	Derek McGEE	a	13:22:57.038	1:27.014
7	Dan KNEEN	a	13:17:09.872	1:27.516	7	Dan KNEEN	a	13:20:03.206	1:26.785	7	Dan KNEEN	a	13:22:57.406	1:27.553
52	James COWTON	a	13:17:10.174	1:27.372	52	James COWTON	a	13:20:03.468	1:26.537	52	James COWTON	a	13:22:58.216	1:27.791
22	Paul JORDAN	a	13:17:10.366	1:28.482	22	Paul JORDAN	a	13:20:05.956	1:28.378	22	Paul JORDAN	a	13:23:01.255	1:27.956
23	Michal DOKOUPIL	a	13:17:12.868	1:28.370	23	Michal DOKOUPIL	a	13:20:09.036	1:28.156	23	Michal DOKOUPIL	a	13:23:04.990	1:28.027
61	John WALSH	a	13:17:15.295	1:29.798	61	John WALSH	a	13:20:14.923	1:29.670	61	John WALSH	a	13:23:14.990	1:29.871
5	Thomas MAXWELL	b	13:17:16.956	1:30.377	5	Thomas MAXWELL	b	13:20:18.564	1:30.577	24	Graham KENNEDY	b	13:23:19.534	1:29.974
24	Graham KENNEDY	b	13:17:17.475	1:30.347	24	Graham KENNEDY	b	13:20:18.828	1:30.392	5	Thomas MAXWELL	b	13:23:19.969	1:30.726
78	Dean CAMPBELL	b	13:17:18.545	1:30.803	53	Rob BARBER	c	13:20:20.154	1:30.403	53	Rob BARBER	c	13:23:21.872	1:30.737
116	Michael WELDON	b	13:17:19.309	1:31.164	116	Michael WELDON	b	13:20:20.620	1:31.009	78	Dean CAMPBELL	b	13:23:22.231	1:30.714
53	Rob BARBER	c	13:17:19.343	1:30.977	78	Dean CAMPBELL	b	13:20:21.035	1:30.802	116	Michael WELDON	b	13:23:23.658	1:31.136
68	Gareth EVANS	b	13:17:20.259	1:31.713	109	Neil KERNOHAN	b	13:20:23.027	1:30.520	109	Neil KERNOHAN	b	13:23:25.517	1:31.936
55	Scott CAMPBELL	c	13:17:20.434	1:31.481	55	Scott CAMPBELL	c	13:20:23.988	1:31.959	55	Scott CAMPBELL	c	13:23:26.309	1:30.730
109	Neil KERNOHAN	b	13:17:21.183	1:31.821	59	Darryl TWEED	b	13:20:24.862	1:31.344	59	Darryl TWEED	b	13:23:28.123	1:31.793
110	Callum LAIDLAW	c	13:17:21.580	1:32.813	110	Callum LAIDLAW	c	13:20:28.272	1:33.420	110	Callum LAIDLAW	c	13:23:35.924	1:33.720
59	Darryl TWEED	b	13:17:21.927	1:32.943	151	Scott MILLER	c	13:20:30.809	1:33.611	151	Scott MILLER	c	13:23:37.219	1:32.733
151	Scott MILLER	c	13:17:23.504	1:33.646	38	Paul WILLIAMS	c	13:20:32.500	1:33.273	38	Paul WILLIAMS	c	13:23:38.697	1:32.887
93	Paul CRANSTON	c	13:17:24.624	1:33.963	93	Paul CRANSTON	c	13:20:32.898	1:33.238	93	Paul CRANSTON	c	13:23:39.478	1:33.260
38	Paul WILLIAMS	c	13:17:25.081	1:33.784	68	Gareth EVANS	b	13:20:44.629	1:32.971	68	Gareth EVANS	b	13:23:48.043	1:32.025

**ROAD RACE - IRISH SUPERSPORT**

2016

Pos	No.	Name	Total	Diff	Gap	#1	#2	#3
						R1	R1	R1
1	6	William DUNLOP	50	0	0	x	25	25
2	4	M MITCHELL THOMAS	41	9	9	25	16	x
3	22	Paul JORDAN	37	13	4	16	10	11
4	7	Dan KNEEN	36	14	1	x	20	16
5	65	Michael SWEENEY	33	17	3	20	13	x
6	23	Michal DOKOUPIL	29	21	4	10	9	10
7	86	Derek McGEE	20	30	9	x	x	20
8	5	Thomas MAXWELL	20	30	0	9	4	7
9	143	Colin STEPHENSON	19	31	1	11	8	x
10	109	Neil KERNOHAN	16	34	3	8	5	3
11	9	Wayne KIRWAN	16	34	0	13	3	x
12	24	Graham KENNEDY	14	36	2	4	2	8
13	52	James COWTON	13	37	1	x	x	13
14	33	Rob BARBER	12	38	1	6	x	6
15	143	Joe NEWBOULD	11	39	1	x	11	x
16	78	Dean CAMPBELL	11	39	0	x	6	5
17	61	John WALSH	9	41	2	x	x	9
18	59	Darryl TWEED	8	42	1	7	x	1
19	71	Davy MORGAN	7	43	1	x	7	x
20	119	Kris DUNCAN	5	45	2	5	x	x
21	116	Michael WELDON	4	46	1	x	x	4
22	93	Paul CRANSTON	3	47	1	3	x	x
23	55	Scott CAMPBELL	2	48	1	x	x	2
24	311	Allan BRODIE	2	48	0	2	x	x
25	68	Gareth EVANS	1	49	1	x	1	x
26	51	Marc IRONSIDE	1	49	0	1	x	x

**Event Legend**

#1	01/04/2016	JFM HAULAGE MID-ANTRIM 150	#3	29/04/2016	KDM HIRE COOKSTOWN 100
#2	22/04/2016	AROUND A POUND TANDRAGEE 100			



**ROAD RACE - ULSTER SUPERSPORT**

2016

Pos	No.	Name	Total	Diff	Gap	#1		#2		#3	
						R1	R2	R1	R1	R1	R1
1	4	M MITCHELL THOMAS	66	0	0	25	25	16		x	
2	65	Michael SWEENEY	53	13	13	20	20	13		x	
3	6	William DUNLOP	50	16	3	x	x	25	25		
4	22	Paul JORDAN	37	29	13	x	16	10	11		
5	7	Dan KNEEN	36	30	1	x	x	20	16		
6	23	Michal DOKOUPIL	36	30	0	7	10	9	10		
7	143	Colin STEPHENSON	35	31	1	16	11	8		x	
8	109	Neil KERNOHAN	29	37	6	13	8	5	3		
9	86	Derek McGEE	20	46	9	x	x	x	20		
10	5	Thomas MAXWELL	20	46	0	x	9	4	7		
11	59	Darryl TWEED	19	47	1	11	7	x	1		
12	24	Graham KENNEDY	17	49	2	3	4	2	8		
13	33	Rob BARBER	17	49	0	5	6	x	6		
14	9	Wayne KIRWAN	16	50	1	x	13	3		x	
15	52	James COWTON	13	53	3	x	x	x	13		
16	93	Paul CRANSTON	12	54	1	9	3	x	x		
17	143	Joe NEWBOULD	11	55	1	x	x	11		x	
18	78	Dean CAMPBELL	11	55	0	x	x	6	5		
19	119	Kris DUNCAN	11	55	0	6	5	x	x		
20	51	Marc IRONSIDE	11	55	0	10	1	x	x		
21	61	John WALSH	9	57	2	x	x	x	9		
22	164	Stephen TOBIN	8	58	1	8	x	x	x		
23	71	Davy MORGAN	7	59	1	x	x	7		x	
24	311	Allan BRODIE	6	60	1	4	2	x	x		
25	116	Michael WELDON	4	62	2	x	x	x	4		
26	55	Scott CAMPBELL	2	64	2	x	x	x	2		
27	43	Stephen DEGNAN	2	64	0	2	x	x	x		
28	68	Gareth EVANS	1	65	1	x	x	1		x	
29	31	Colin CROFT	1	65	0	1	x	x	x		

**Event Legend**

#1	01/04/2016	JFM HAULAGE MID-ANTRIM 150	#3	29/04/2016	KDM HIRE COOKSTOWN 100
#2	22/04/2016	AROUND A POUND TANDRAGEE 100			