



COOKSTOWN 100

Friday 29th & Saturday 30th April 2016

promoted by Cookstown & District MCC
www.cookstown100.com



**OPEN B
&
KDM HIRE
COOKSTOWN 100 B**



Comhairle Ceantair
Lár Uladh
Mid Ulster
District Council

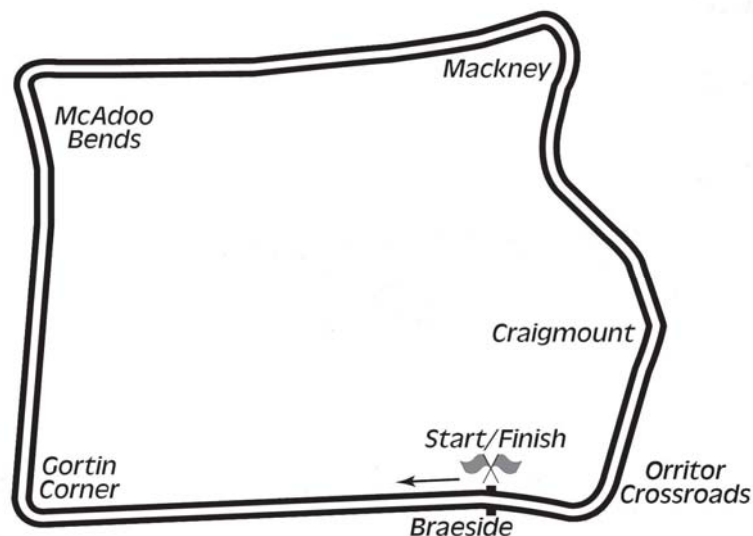


2&4
WHEEL MOTORSPORT
STEERING GROUP LTD.



tourism
northernireland

Orritor Circuit 2.1 miles



LAP RECORDS

Class	Rider	Machine	m	s	mph	Year
125cc	William Dunlop	Honda	1	34.755	79.785	2010
Moto 3	Barry Davidson	Honda 250	1	39.075	76.306	2012
Moto 450	Ryan Farquhar	Kawasaki	1	35.432	79.219	2012
250cc	William Dunlop	Honda	1	29.658	84.320	2009
Supersport 400	Ian Morrell	Yamaha	1	35.698	78.999	2015
Supertwin	James Cowton	Kawasaki	1	29.657	84.321	2015
Supersport	Michael Dunlop	Yamaha	1	24.783	89.169	2011
Superbike	Michael Dunlop	Honda	1	22.641	91.480	2013
Senior Support	Gary Robinson	Yamaha 600	1	29.956	84.041	2007
Junior Support	Mark Hanna	Honda 250	1	33.788	80.607	2013
Classic 1000cc	Wattie Brown	Norton 920	1	40.273	75.394	2006
Classic 500cc	Neill McWhirter	Norton	1	41.491	74.489	2010
Classic 350cc	Paul Coward	Honda	1	43.421	73.099	2004
Classic 250cc	Geoff McMullan	Suzuki	1	47.294	70.461	2006

MOST WINS at COOKSTOWN 100

Ryan Farquhar	26	1996-12 (400-1, 450-2, STWN-4, SSP-5, SBK-13, SJUN-1)
Ray McCullough	14	1967-79 (250-8, 350-3, 500-3)
Joey Dunlop	11	1977-98 (125-1, 250-4, 350-2, 500-2, SSP-1, SBK-1)
Robert Dunlop	11	1985-08 (125-7, 250-1, 250 B-1, 350-1, SBK-1)
William Dunlop	11	2006-15 (125-3, 250-5, SSP-2, SBK B-1)
Phillip McCallen	10	1987-96 (250-3, 350-1, SSP-2, SBK-4)
Michael Dunlop	9	2006-15 (125-1, 250-1, STWN-2, STWN B-1, SSP-1, SBK-2, SJUN-1)
Courtney Junk	8	1974-83 (200-2, 250-4, 350-1, 500-1)
Mervyn Elwood	8	1987-97 (C500-5, C1000-3)
Noel Hudson	7	1975-95 (250-2, JUN-1, 500-1, SBK-3)
Bill Swallow	7	1987-00 (C350-2, C500-5)
Darran Lindsay	7	2000-05 (125-2, 250-2, SSP-2, SBK-1)

MOST WINS AT ALL IRISH ROAD RACE MEETINGS (after Tandragee 100 2016)

Ryan Farquhar	211	1995-16
Joey Dunlop	156	1971-00
Robert Dunlop	135	1980-08
William Dunlop	113	2005-16
Ray McCullough	109	1960-82
Phillip McCallen	109	1987-99
Michael Dunlop	92	2006-15
Brian Reid	78	1980-94
Darran Lindsay	74	1999-06
James Courtney	66	1992-99

KDM HIRE COOKSTOWN 100

SUPERBIKE

Group A Qualifying


Friday, 29 April 2016



Pos	Class	No	Name	Machine / Sponsor	----- Best Lap -----				Laps
					Time	Behind	Speed	On	
Qualifying Classification									
1	SBKR	6	William DUNLOP	Kawasaki - MSS Colchester KawasakiCDIC	1:29.515		84.455	4	5
2	SBKR	4	M MITCHELL THOMAS	Suzuki - Cookstown BE Racing	1:30.010	0.495	83.991	4	5
3	SBKR	7	Dan KNEEN	Yamaha - Mar-Train Racing	1:31.000	1.485	83.077	5	5
4	SBKR	22	Paul JORDAN	Honda 600 - B&W / Site Sealants	1:32.088	2.573	82.095	5	5
5	SBKR	24	Graham KENNEDY	Yamaha 600 - Patsy Kennedy	1:33.091	3.576	81.211	4	5
6	SBKR	52	James COWTON	Honda 600 - Cowton Racing by Radcliffe's	1:33.103	3.588	81.200	4	5
7	SBKR	5	Thomas MAXWELL	Yamaha 600	1:33.436	3.921	80.911	5	6
8	SBKR	23	Michal DOKOUPIL	Yamaha 600 - Motopoint	1:33.544	4.029	80.818	5	6
9	SBKR	53	Rob BARBER	Yamaha - PRB Racing	1:34.291	4.776	80.177	3	5
10	SBKR	28	Paul GARTLAND	Kawasaki - North West Gas / Rod Lee	1:35.506	5.991	79.157	4	5
11	SBKR	20	David LUMSDEN	Yamaha 600 - Koru 4U	1:35.556	6.041	79.116	5	5
12	SBKR	26	Dennis BOOTH	Kawasaki	1:36.041	6.526	78.716	3	5
13	SBKR	44	Andrew SELLARS	BMW	1:37.139	7.624	77.827	5	5
14	SBKR	43	Stephen DEGNAN	Kawasaki	1:37.979	8.464	77.159	3	5
15	SBKR	27	Douglas SHEARER	Kawasaki 600	1:38.515	9.000	76.740	4	5
16	SBKR	25	Matthew REES	Kawasaki - M & N Motors Cookstown	1:38.901	9.386	76.440	5	5
17	SBKR	8	Anthony McCOLGAN	BMW	1:39.141	9.626	76.255	3	5
18	SBKR	12	David LEWIS	Suzuki 600	1:40.951	11.436	74.888	4	5
19	SBKR	15	Leon MURPHY	Suzuki 600	1:41.862	12.347	74.218	5	5
20	SBKR	48	Martin McGRATH	Kawasaki 600 - PRB Racing	1:41.909	12.394	74.184	5	5
21	SBKR	39	Jonathan GORMLEY	Yamaha 600 - J & V Tyres & Services	1:44.341	14.826	72.455	4	5

Provisional result to be confirmed by the Stewards of the Meeting subject to completion of technical inspections & the time limit for protests

Page 1 / 1

Circuit	Orritor	Signed		Organising Club	Cookstown & District MCC
Length(miles)	2.1000		Chief Timekeeper	Qualifying Started	13:10
Weather	Sunny	Issued At:	13:31		
Track	Dry				



KDM HIRE COOKSTOWN 100

SUPERBIKE

Group A Qualifying

Friday, 29 April 2016

DETAILED RESULT



Qualifying Classification

Position

1 6 William DUNLOP

SBKR			Behind		
Best Time	1:29.515	Best Speed	84.455	On	4 Gp
Lap	Elapsed Time	Lap Time	Lap Speed		
1	2:42.674	2:42.674	46.473		
2	4:13.794	1:31.120	82.968		
3	6:06.561	1:52.767	67.041		
4	7:36.076	1:29.515	84.455		
5	9:28.981	1:52.905	66.959		

2 4 M MITCHELL THOMAS

SBKR			Behind		0.495
Best Time	1:30.010	Best Speed	83.991	On	4 Gp
Lap	Elapsed Time	Lap Time	Lap Speed		
1	2:20.834	2:20.834	53.680		
2	3:54.839	1:34.005	80.421		
3	5:26.178	1:31.339	82.769		
4	6:56.188	1:30.010	83.991		
5	8:51.855	1:55.667	65.360		

3 7 Dan KNEEN

SBKR			Behind		1.485
Best Time	1:31.000	Best Speed	83.077	On	5 Gp
Lap	Elapsed Time	Lap Time	Lap Speed		
1	2:43.495	2:43.495	46.240		
2	4:18.058	1:34.563	79.947		
3	5:52.817	1:34.759	79.781		
4	7:29.143	1:36.326	78.483		
5	9:00.143	1:31.000	83.077		

4 22 Paul JORDAN

SBKR			Behind		2.573
Best Time	1:32.088	Best Speed	82.095	On	5 Gp
Lap	Elapsed Time	Lap Time	Lap Speed		
1	2:45.420	2:45.420	45.702		
2	4:18.953	1:33.533	80.827		
3	5:53.995	1:35.042	79.544		
4	7:28.571	1:34.576	79.936		
5	9:00.659	1:32.088	82.095		

Qualifying Classification

Position

5 24 Graham KENNEDY

SBKR			Behind		3.576
Best Time	1:33.091	Best Speed	81.211	On	4 Gp
Lap	Elapsed Time	Lap Time	Lap Speed		
1	2:10.205	2:10.205	58.062		
2	3:47.207	1:37.002	77.937		
3	5:21.894	1:34.687	79.842		
4	6:54.985	1:33.091	81.211		
5	8:28.607	1:33.622	80.750		

6 52 James COWTON

SBKR			Behind		3.588
Best Time	1:33.103	Best Speed	81.200	On	4 Gp
Lap	Elapsed Time	Lap Time	Lap Speed		
1	2:31.893	2:31.893	49.772		
2	4:08.620	1:36.727	78.158		
3	5:48.484	1:39.864	75.703		
4	7:21.587	1:33.103	81.200		
5	8:57.584	1:35.997	78.752		

7 5 Thomas MAXWELL

SBKR			Behind		3.921
Best Time	1:33.436	Best Speed	80.911	On	5 Gp
Lap	Elapsed Time	Lap Time	Lap Speed		
1	1:50.163	1:50.163	68.626		
2	3:26.942	1:36.779	78.116		
3	5:01.332	1:34.390	80.093		
4	6:35.324	1:33.992	80.432		
5	8:08.760	1:33.436	80.911		
6	10:00.987	1:52.227	67.363		

8 23 Michal DOKOUPIL

SBKR			Behind		4.029
Best Time	1:33.544	Best Speed	80.818	On	5 Gp
Lap	Elapsed Time	Lap Time	Lap Speed		
1	2:01.031	2:01.031	62.463		
2	3:38.342	1:37.311	77.689		
3	5:13.878	1:35.536	79.132		
4	6:49.971	1:36.093	78.674		
5	8:23.515	1:33.544	80.818		
6	10:04.698	1:41.183	74.716		

KDM HIRE COOKSTOWN 100

SUPERBIKE

Group A Qualifying

Friday, 29 April 2016

DETAILED RESULT



Qualifying Classification

Position

9 53 Rob BARBER

SBKR Behind 4.776

Best Time 1:34.291 Best Speed 80.177 On 3 Gp

Lap	Elapsed Time	Lap Time	Lap Speed
1	2:27.204	2:27.204	51.357
2	4:05.356	1:38.152	77.023
3	5:39.647	1:34.291	80.177
4	7:35.819	1:56.172	65.076
5	9:12.883	1:37.064	77.887

Qualifying Classification

Position

13 44 Andrew SELLARS

SBKR Behind 7.624

Best Time 1:37.139 Best Speed 77.827 On 5 Gp

Lap	Elapsed Time	Lap Time	Lap Speed
1	2:24.636	2:24.636	52.269
2	4:06.564	1:41.928	74.170
3	5:50.604	1:44.040	72.664
4	7:32.508	1:41.904	74.187
5	9:09.647	1:37.139	77.827

10 28 Paul GARTLAND

SBKR Behind 5.991

Best Time 1:35.506 Best Speed 79.157 On 4 Gp

Lap	Elapsed Time	Lap Time	Lap Speed
1	2:16.612	2:16.612	55.339
2	4:07.646	1:51.034	68.087
3	5:44.707	1:37.061	77.889
4	7:20.213	1:35.506	79.157
5	8:59.247	1:39.034	76.337

14 43 Stephen DEGNAN

SBKR Behind 8.464

Best Time 1:37.979 Best Speed 77.159 On 3 Gp

Lap	Elapsed Time	Lap Time	Lap Speed
1	2:06.209	2:06.209	59.901
2	3:46.877	1:40.668	75.098
3	5:24.856	1:37.979	77.159
4	7:03.268	1:38.412	76.820
5	8:41.391	1:38.123	77.046

11 20 David LUMSDEN

SBKR Behind 6.041

Best Time 1:35.556 Best Speed 79.116 On 5 Gp

Lap	Elapsed Time	Lap Time	Lap Speed
1	2:15.978	2:15.978	55.597
2	3:57.661	1:41.683	74.349
3	5:34.008	1:36.347	78.466
4	7:12.330	1:38.322	76.890
5	8:47.886	1:35.556	79.116

15 27 Douglas SHEARER

SBKR Behind 9.000

Best Time 1:38.515 Best Speed 76.740 On 4 Gp

Lap	Elapsed Time	Lap Time	Lap Speed
1	2:25.949	2:25.949	51.799
2	4:07.371	1:41.422	74.540
3	5:49.837	1:42.466	73.781
4	7:28.352	1:38.515	76.740
5	9:07.882	1:39.530	75.957

12 26 Dennis BOOTH

SBKR Behind 6.526

Best Time 1:36.041 Best Speed 78.716 On 3 Gp

Lap	Elapsed Time	Lap Time	Lap Speed
1	2:16.989	2:16.989	55.187
2	3:55.999	1:39.010	76.356
3	5:32.040	1:36.041	78.716
4	7:09.359	1:37.319	77.683
5	8:45.694	1:36.335	78.476

16 25 Matthew REES

SBKR Behind 9.386

Best Time 1:38.901 Best Speed 76.440 On 5 Gp

Lap	Elapsed Time	Lap Time	Lap Speed
1	2:34.637	2:34.637	48.889
2	4:15.160	1:40.523	75.207
3	5:55.032	1:39.872	75.697
4	7:35.050	1:40.018	75.586
5	9:13.951	1:38.901	76.440

KDM HIRE COOKSTOWN 100

SUPERBIKE

Group A Qualifying

Friday, 29 April 2016

DETAILED RESULT



Qualifying Classification

Position

17 **8 Anthony McCOLGAN**

SBKR Behind **9.626**

Best Time **1:39.141** Best Speed **76.255** On **3** Gp

Lap	Elapsed Time	Lap Time	Lap Speed
1	1:51.600	1:51.600	67.742
2	3:32.265	1:40.665	75.101
3	5:11.406	1:39.141	76.255
4	6:51.236	1:39.830	75.729
5	8:33.499	1:42.263	73.927

Qualifying Classification

Position

21 **39 Jonathan GORMLEY**

SBKR Behind **14.826**

Best Time **1:44.341** Best Speed **72.455** On **4** Gp

Lap	Elapsed Time	Lap Time	Lap Speed
1	2:00.759	2:00.759	62.604
2	3:46.071	1:45.312	71.787
3	5:30.547	1:44.476	72.361
4	7:14.888	1:44.341	72.455
5	8:59.965	1:45.077	71.947

18 **12 David LEWIS**

SBKR Behind **11.436**

Best Time **1:40.951** Best Speed **74.888** On **4** Gp

Lap	Elapsed Time	Lap Time	Lap Speed
1	2:04.558	2:04.558	60.695
2	3:48.596	1:44.038	72.666
3	5:31.070	1:42.474	73.775
4	7:12.021	1:40.951	74.888
5	8:53.883	1:41.862	74.218

19 **15 Leon MURPHY**

SBKR Behind **12.347**

Best Time **1:41.862** Best Speed **74.218** On **5** Gp

Lap	Elapsed Time	Lap Time	Lap Speed
1	2:17.797	2:17.797	54.863
2	4:05.292	1:47.495	70.329
3	5:49.603	1:44.311	72.476
4	7:34.578	1:44.975	72.017
5	9:16.440	1:41.862	74.218

20 **48 Martin McGRATH**

SBKR Behind **12.394**

Best Time **1:41.909** Best Speed **74.184** On **5** Gp

Lap	Elapsed Time	Lap Time	Lap Speed
1	2:45.395	2:45.395	45.709
2	4:34.450	1:49.055	69.323
3	6:20.756	1:46.306	71.115
4	8:06.290	1:45.534	71.636
5	9:48.199	1:41.909	74.184

KDM HIRE COOKSTOWN 100

SUPERBIKE

Group B Qualifying


Friday, 29 April 2016



Pos	Class	No	Name	Machine / Sponsor	----- Best Lap -----			Laps	
					Time	Behind	Speed		
Qualifying Classification									
1	SBKR	82	Derek SHEILS	Suzuki - Cookstown BE Racing	1:25.955		87.953	3	5
2	SBKR	86	Derek McGEE	BMW - NW Racing	1:26.949	0.994	86.948	4	6
3	SBKR	65	Michael SWEENEY	Kawasaki - MJR Racing	1:27.551	1.596	86.350	4	5
4	SBKR	78	Dean CAMPBELL	Kawasaki 600	1:31.775	5.820	82.375	5	5
5	SBKR	75	Kevin FITZPATRICK	Kawasaki - Team Mongey Racing	1:31.931	5.976	82.236	5	5
6	SBKR	93	Paul CRANSTON	Suzuki - P & J Fuel Haulage	1:32.399	6.444	81.819	4	5
7	SBKR	61	John WALSH	BMW - Nolan Racing	1:32.462	6.507	81.763	2	3
8	SBKR	64	Stephen McKNIGHT	Honda	1:32.584	6.629	81.656	4	5
9	SBKR	72	Gareth KEYS	Kawasaki - Keys / Irwin	1:33.506	7.551	80.850	5	5
10	SBKR	68	Gareth EVANS	Suzuki 600 - Joe Evans Garage	1:34.229	8.274	80.230	4	5
11	SBKR	55	Scott CAMPBELL	Yamaha 600 - Ian Bell Motorcycles	1:34.823	8.868	79.727	5	5
12	SBKR	38	Paul WILLIAMS	BMW	1:35.477	9.522	79.181	5	5
13	SBKR	76	John HORGAN	Suzuki 750	1:37.027	11.072	77.916	3	5
14	SBKR	74	Tommy HENRY	Yamaha 600 - NJT Racing	1:37.233	11.278	77.751	3	5
15	SBKR	80	Phill ARCHER	Yamaha 600	1:37.845	11.890	77.265	5	5
16	SBKR	79	Vinny BRENNAN	Yamaha 600 - Network 2000	1:38.628	12.673	76.652	5	5
17	SBKR	187	Paul SWORDS	Suzuki 750	1:39.001	13.046	76.363	5	5
18	SBKR	57	Adrian LOGUE	Suzuki 750	1:47.237	21.282	70.498	4	4

Provisional result to be confirmed by the Stewards of the Meeting subject to completion of technical inspections & the time limit for protests

Page 1 / 1

Circuit	Orritor	Signed		Organising Club	Cookstown & District MCC
Length(miles)	2.1000		Chief Timekeeper	Qualifying Started	13:27
Weather	Sunny	Issued At:	13:40		
Track	Dry				



KDM HIRE COOKSTOWN 100

SUPERBIKE

Group B Qualifying

Friday, 29 April 2016

DETAILED RESULT



Qualifying Classification

Position

1 82 Derek SHEILS

SBKR		Behind	
Best Time	1:25.955	Best Speed	87.953 On 3 Gp
Lap	Elapsed Time	Lap Time	Lap Speed
1	2:01.784	2:01.784	62.077
2	3:29.641	1:27.857	86.049
3	4:55.596	1:25.955	87.953
4	6:26.061	1:30.465	83.568
5	7:52.252	1:26.191	87.712

2 86 Derek McGEE

SBKR		Behind	0.994
Best Time	1:26.949	Best Speed	86.948 On 4 Gp
Lap	Elapsed Time	Lap Time	Lap Speed
1	2:04.757	2:04.757	60.598
2	3:34.648	1:29.891	84.102
3	5:02.640	1:27.992	85.917
4	6:29.589	1:26.949	86.948
5	7:56.567	1:26.978	86.919
6	9:58.483	2:01.916	62.010

3 65 Michael SWEENEY

SBKR		Behind	1.596
Best Time	1:27.551	Best Speed	86.350 On 4 Gp
Lap	Elapsed Time	Lap Time	Lap Speed
1	2:07.602	2:07.602	59.247
2	3:37.759	1:30.157	83.854
3	5:05.379	1:27.620	86.282
4	6:32.930	1:27.551	86.350
5	8:02.593	1:29.663	84.316

4 78 Dean CAMPBELL

SBKR		Behind	5.820
Best Time	1:31.775	Best Speed	82.375 On 5 Gp
Lap	Elapsed Time	Lap Time	Lap Speed
1	2:10.673	2:10.673	57.854
2	3:44.115	1:33.442	80.906
3	5:17.366	1:33.251	81.072
4	6:49.674	1:32.308	81.900
5	8:21.449	1:31.775	82.375

Qualifying Classification

Position

5 75 Kevin FITZPATRICK

SBKR		Behind	5.976
Best Time	1:31.931	Best Speed	82.236 On 5 Gp
Lap	Elapsed Time	Lap Time	Lap Speed
1	2:31.869	2:31.869	49.780
2	4:10.845	1:38.976	76.382
3	5:47.545	1:36.700	78.180
4	7:21.137	1:33.592	80.776
5	8:53.068	1:31.931	82.236

6 93 Paul CRANSTON

SBKR		Behind	6.444
Best Time	1:32.399	Best Speed	81.819 On 4 Gp
Lap	Elapsed Time	Lap Time	Lap Speed
1	2:09.445	2:09.445	58.403
2	3:42.957	1:33.512	80.845
3	5:15.821	1:32.864	81.409
4	6:48.220	1:32.399	81.819
5	8:20.733	1:32.513	81.718

7 61 John WALSH

SBKR		Behind	6.507
Best Time	1:32.462	Best Speed	81.763 On 2 Gp
Lap	Elapsed Time	Lap Time	Lap Speed
1	2:22.140	2:22.140	53.187
2	3:54.602	1:32.462	81.763
3	5:28.490	1:33.888	80.521

8 64 Stephen McKNIGHT

SBKR		Behind	6.629
Best Time	1:32.584	Best Speed	81.656 On 4 Gp
Lap	Elapsed Time	Lap Time	Lap Speed
1	2:38.659	2:38.659	47.649
2	4:15.262	1:36.603	78.258
3	5:50.523	1:35.261	79.361
4	7:23.107	1:32.584	81.656
5	8:58.416	1:35.309	79.321



KDM HIRE COOKSTOWN 100

SUPERBIKE

Group B Qualifying

Friday, 29 April 2016

DETAILED RESULT



Qualifying Classification

Position

9 72 Gareth KEYS

SBKR Behind 7.551

Best Time 1:33.506 Best Speed 80.850 On 5 Gp

Lap	Elapsed Time	Lap Time	Lap Speed
1	2:44.126	2:44.126	46.062
2	4:24.198	1:40.072	75.546
3	5:59.894	1:35.696	79.000
4	7:33.915	1:34.021	80.408
5	9:07.421	1:33.506	80.850

Qualifying Classification

Position

13 76 John HORGAN

SBKR Behind 11.072

Best Time 1:37.027 Best Speed 77.916 On 3 Gp

Lap	Elapsed Time	Lap Time	Lap Speed
1	2:45.108	2:45.108	45.788
2	4:25.231	1:40.123	75.507
3	6:02.258	1:37.027	77.916
4	7:39.392	1:37.134	77.831
5	9:16.628	1:37.236	77.749

10 68 Gareth EVANS

SBKR Behind 8.274

Best Time 1:34.229 Best Speed 80.230 On 4 Gp

Lap	Elapsed Time	Lap Time	Lap Speed
1	2:37.321	2:37.321	48.055
2	4:28.090	1:50.769	68.250
3	6:05.301	1:37.211	77.769
4	7:39.530	1:34.229	80.230
5	9:15.854	1:36.324	78.485

14 74 Tommy HENRY

SBKR Behind 11.278

Best Time 1:37.233 Best Speed 77.751 On 3 Gp

Lap	Elapsed Time	Lap Time	Lap Speed
1	2:47.973	2:47.973	45.007
2	4:27.907	1:39.934	75.650
3	6:05.140	1:37.233	77.751
4	7:43.258	1:38.118	77.050
5	9:21.290	1:38.032	77.118

11 55 Scott CAMPBELL

SBKR Behind 8.868

Best Time 1:34.823 Best Speed 79.727 On 5 Gp

Lap	Elapsed Time	Lap Time	Lap Speed
1	2:32.401	2:32.401	49.606
2	4:24.618	1:52.217	67.369
3	6:00.895	1:36.277	78.523
4	7:38.908	1:38.013	77.133
5	9:13.731	1:34.823	79.727

15 80 Phill ARCHER

SBKR Behind 11.890

Best Time 1:37.845 Best Speed 77.265 On 5 Gp

Lap	Elapsed Time	Lap Time	Lap Speed
1	2:27.545	2:27.545	51.239
2	4:09.181	1:41.636	74.383
3	5:50.309	1:41.128	74.757
4	7:29.458	1:39.149	76.249
5	9:07.303	1:37.845	77.265

12 38 Paul WILLIAMS

SBKR Behind 9.522

Best Time 1:35.477 Best Speed 79.181 On 5 Gp

Lap	Elapsed Time	Lap Time	Lap Speed
1	2:28.938	2:28.938	50.759
2	4:09.965	1:41.027	74.831
3	5:47.176	1:37.211	77.769
4	7:22.676	1:35.500	79.162
5	8:58.153	1:35.477	79.181

16 79 Vinny BRENNAN

SBKR Behind 12.673

Best Time 1:38.628 Best Speed 76.652 On 5 Gp

Lap	Elapsed Time	Lap Time	Lap Speed
1	2:37.044	2:37.044	48.139
2	4:17.004	1:39.960	75.630
3	5:57.569	1:40.565	75.175
4	7:37.148	1:39.579	75.920
5	9:15.776	1:38.628	76.652

KDM HIRE COOKSTOWN 100

SUPERBIKE

Group B Qualifying

Friday, 29 April 2016

DETAILED RESULT



Qualifying Classification

Position

17 187 Paul SWORDS

SBKR Behind 13.046

Best Time 1:39.001 Best Speed 76.363 On 5 Gp

Lap	Elapsed Time	Lap Time	Lap Speed
1	2:36.799	2:36.799	48.215
2	4:19.744	1:42.945	73.437
3	5:59.594	1:39.850	75.714
4	7:38.669	1:39.075	76.306
5	9:17.670	1:39.001	76.363

18 57 Adrian LOGUE

SBKR Behind 21.282

Best Time 1:47.237 Best Speed 70.498 On 4 Gp

Lap	Elapsed Time	Lap Time	Lap Speed
1	2:40.907	2:40.907	46.984
2	4:33.066	1:52.159	67.404
3	6:21.354	1:48.288	69.814
4	8:08.591	1:47.237	70.498

KDM HIRE COOKSTOWN 100

SUPERBIKE

Group C Qualifying


Friday, 29 April 2016



Pos	Class	No	Name	Machine / Sponsor	----- Best Lap -----			On	Laps
					Time	Behind	Speed		
Qualifying Classification									
1	SBKR	111	Brian McCORMACK	Honda - TAG Racing	1:28.536		85.389	6	7
2	SBKR	109	Neil KERNOHAN	Kawasaki - Logan Racing	1:32.642	4.106	81.604	6	6
3	SBKR	97	Seamus ELLIOTT	Kawasaki	1:33.474	4.938	80.878	5	7
4	SBKR	116	Michael WELDON	Yamaha 600	1:34.771	6.235	79.771	5	6
5	SBKR	164	Stephen TOBIN	Yamaha 600	1:35.372	6.836	79.269	7	7
6	SBKR	115	Damian HORAN	Suzuki 750 - Horan Wood Flooring	1:36.128	7.592	78.645	6	7
7	SBKR	171	Brian COOMEY	Yamaha 600	1:36.655	8.119	78.216	6	6
8	SBKR	216	Mike NORBURY	Yamaha 600	1:38.056	9.520	77.099	6	6
9	SBKR	197	William HARA	Yamaha 600 - New Look Blinds	1:39.298	10.762	76.134	6	6
10	SBKR	126	Chris WATSON	Kawasaki 600	1:41.737	13.201	74.309	7	7
11	SBKR	110	Callum LAIDLAW	Kawasaki 600 - Dunlop Racing	1:45.010	16.474	71.993	2	2
12	SBKR	131	Robert CAIRNS	Suzuki	1:49.701	21.165	68.915	5	6
13	SBKR	179	James ROTHERY	Yamaha 600	1:53.146	24.610	66.816	2	3
14	SBKR	311	Allan BRODIE	Yamaha 600	2:23.209	54.673	52.790	1	2
15	SBKR	132	Shaun WYNNE	Kawasaki	2:43.585	1:15.049	46.215	1	1

Provisional result to be confirmed by the Stewards of the Meeting subject to completion of technical inspections & the time limit for protests

Page 1 / 1

Circuit	Orritor	Signed		Organising Club	Cookstown & District MCC
Length(miles)	2.1000		Chief Timekeeper	Qualifying Started	13:42
Weather	Sunny	Issued At:	14:03		
Track	Dry				



KDM HIRE COOKSTOWN 100

SUPERBIKE

Group C Qualifying

Friday, 29 April 2016

DETAILED RESULT



Qualifying Classification

Position

1 111 Brian McCORMACK

SBKR Behind **4.106**
Best Time **1:28.536** Best Speed **85.389** On **6** Gp

Lap	Elapsed Time	Lap Time	Lap Speed
1	2:01.967	2:01.967	61.984
2	3:32.611	1:30.644	83.403
3	5:37.158	2:04.547	60.700
4	11:38.036	6:00.878	20.949
5	13:07.473	1:29.437	84.529
6	14:36.009	1:28.536	85.389
7	16:04.837	1:28.828	85.108

2 109 Neil KERNOHAN

SBKR Behind **4.106**
Best Time **1:32.642** Best Speed **81.604** On **6** Gp

Lap	Elapsed Time	Lap Time	Lap Speed
1	2:32.684	2:32.684	49.514
2	4:13.470	1:40.786	75.010
3	11:47.129	7:33.659	16.664
4	13:21.213	1:34.084	80.354
5	14:54.011	1:32.798	81.467
6	16:26.653	1:32.642	81.604

3 97 Seamus ELLIOTT

SBKR Behind **4.938**
Best Time **1:33.474** Best Speed **80.878** On **5** Gp

Lap	Elapsed Time	Lap Time	Lap Speed
1	2:11.568	2:11.568	57.461
2	3:46.913	1:35.345	79.291
3	5:35.987	1:49.074	69.311
4	12:47.752	7:11.765	17.510
5	14:21.226	1:33.474	80.878
6	15:55.310	1:34.084	80.354
7	17:30.612	1:35.302	79.327

4 116 Michael WELDON

SBKR Behind **6.235**
Best Time **1:34.771** Best Speed **79.771** On **5** Gp

Lap	Elapsed Time	Lap Time	Lap Speed
1	2:34.694	2:34.694	48.871
2	4:16.581	1:41.887	74.200
3	11:35.191	7:18.610	17.236
4	13:13.634	1:38.443	76.796
5	14:48.405	1:34.771	79.771
6	16:23.392	1:34.987	79.590

Qualifying Classification

Position

5 164 Stephen TOBIN

SBKR Behind **6.836**
Best Time **1:35.372** Best Speed **79.269** On **7** Gp

Lap	Elapsed Time	Lap Time	Lap Speed
1	2:18.389	2:18.389	54.629
2	3:55.484	1:37.095	77.862
3	6:22.265	2:26.781	51.505
4	12:07.606	5:45.341	21.891
5	13:48.637	1:41.031	74.829
6	15:26.846	1:38.209	76.979
7	17:02.218	1:35.372	79.269

6 115 Damian HORAN

SBKR Behind **7.592**
Best Time **1:36.128** Best Speed **78.645** On **6** Gp

Lap	Elapsed Time	Lap Time	Lap Speed
1	2:21.104	2:21.104	53.578
2	3:58.224	1:37.120	77.842
3	6:24.631	2:26.407	51.637
4	12:05.037	5:40.406	22.209
5	13:42.705	1:37.668	77.405
6	15:18.833	1:36.128	78.645
7	16:55.053	1:36.220	78.570

7 171 Brian COOMEY

SBKR Behind **8.119**
Best Time **1:36.655** Best Speed **78.216** On **6** Gp

Lap	Elapsed Time	Lap Time	Lap Speed
1	2:30.640	2:30.640	50.186
2	4:11.836	1:41.196	74.707
3	11:40.293	7:28.457	16.858
4	13:20.016	1:39.723	75.810
5	15:01.325	1:41.309	74.623
6	16:37.980	1:36.655	78.216

8 216 Mike NORBURY

SBKR Behind **9.520**
Best Time **1:38.056** Best Speed **77.099** On **6** Gp

Lap	Elapsed Time	Lap Time	Lap Speed
1	2:34.542	2:34.542	48.919
2	4:16.259	1:41.717	74.324
3	11:41.571	7:25.312	16.977
4	13:21.089	1:39.518	75.966
5	14:59.463	1:38.374	76.850
6	16:37.519	1:38.056	77.099

KDM HIRE COOKSTOWN 100

SUPERBIKE

Group C Qualifying

Friday, 29 April 2016

DETAILED RESULT



Qualifying Classification

Position

9 197 William HARA

SBKR Behind 10.762

Best Time 1:39.298 Best Speed 76.134 On 6 Gp

Lap	Elapsed Time	Lap Time	Lap Speed
1	2:27.352	2:27.352	51.306
2	4:17.449	1:50.097	68.667
3	12:02.758	7:45.309	16.247
4	13:48.489	1:45.731	71.502
5	15:28.871	1:40.382	75.312
6	17:08.169	1:39.298	76.134

10 126 Chris WATSON

SBKR Behind 13.201

Best Time 1:41.737 Best Speed 74.309 On 7 Gp

Lap	Elapsed Time	Lap Time	Lap Speed
1	2:12.438	2:12.438	57.083
2	3:55.331	1:42.893	73.474
3	6:23.504	2:28.173	51.021
4	12:08.567	5:45.063	21.909
5	13:51.744	1:43.177	73.272
6	15:33.841	1:42.097	74.047
7	17:15.578	1:41.737	74.309

11 110 Callum LAIDLAW

SBKR Behind 16.474

Best Time 1:45.010 Best Speed 71.993 On 2 Gp

Lap	Elapsed Time	Lap Time	Lap Speed
1	2:34.151	2:34.151	49.043
2	4:19.161	1:45.010	71.993

12 131 Robert CAIRNS

SBKR Behind 21.165

Best Time 1:49.701 Best Speed 68.915 On 5 Gp

Lap	Elapsed Time	Lap Time	Lap Speed
1	2:25.837	2:25.837	51.839
2	4:16.376	1:50.539	68.392
3	12:13.839	7:57.463	15.834
4	14:12.546	1:58.707	63.686
5	16:02.247	1:49.701	68.915
6	17:53.608	1:51.361	67.887

Qualifying Classification

Position

13 179 James ROTHERY

SBKR Behind 24.610

Best Time 1:53.146 Best Speed 66.816 On 2 Gp

Lap	Elapsed Time	Lap Time	Lap Speed
1	2:50.050	2:50.050	44.458
2	4:43.196	1:53.146	66.816
3	11:59.084	7:15.888	17.344

14 311 Allan BRODIE

SBKR Behind 54.673

Best Time 2:23.209 Best Speed 52.790 On 1 Gp

Lap	Elapsed Time	Lap Time	Lap Speed
1	2:23.209	2:23.209	52.790
2	8:14.205	5:50.996	21.539

15 132 Shaun WYNNE

SBKR Behind 1:15.049

Best Time 2:43.585 Best Speed 46.215 On 1 Gp

Lap	Elapsed Time	Lap Time	Lap Speed
1	2:43.585	2:43.585	46.215

KDM HIRE COOKSTOWN 100

SUPERBIKE


SUPERBIKE COMBINED



Pos	Class	No	Name	-----Best Time / Qual Laps-----				Overall Best Time / Speed /	
				Session A	Session B	Session C	Session D	Total Qual Laps	
1	SBKR	82	Derek SHEILS	-----	1:25.955	-----	-----	1:25.955	87.953
2	SBKR	86	Derek McGEE	-----	1:26.949	-----	-----	1:26.949	86.948
3	SBKR	65	Michael SWEENEY	-----	1:27.551	-----	-----	1:27.551	86.350
4	SBKR	111	Brian McCORMACK	-----	-----	1:28.536	-----	1:28.536	85.389
5	SBKR	6	William DUNLOP	1:29.515	-----	-----	-----	1:29.515	84.455
6	SBKR	4	M MITCHELL THOMAS	1:30.010	-----	-----	-----	1:30.010	83.991
7	SBKR	7	Dan KNEEN	1:31.000	-----	-----	-----	1:31.000	83.077
8	SBKR	78	Dean CAMPBELL	-----	1:31.775	-----	-----	1:31.775	82.375
9	SBKR	75	Kevin FITZPATRICK	-----	1:31.931	-----	-----	1:31.931	82.236
10	SBKR	22	Paul JORDAN	1:32.088	-----	-----	-----	1:32.088	82.095
11	SBKR	93	Paul CRANSTON	-----	1:32.399	-----	-----	1:32.399	81.819
12	SBKR	61	John WALSH	-----	1:32.462	-----	-----	1:32.462	81.763
13	SBKR	64	Stephen McKNIGHT	-----	1:32.584	-----	-----	1:32.584	81.656
14	SBKR	109	Neil KERNOHAN	-----	-----	1:32.642	-----	1:32.642	81.604
15	SBKR	24	Graham KENNEDY	1:33.091	-----	-----	-----	1:33.091	81.211
16	SBKR	52	James COWTON	1:33.103	-----	-----	-----	1:33.103	81.200
17	SBKR	5	Thomas MAXWELL	1:33.436	-----	-----	-----	1:33.436	80.911
18	SBKR	97	Seamus ELLIOTT	-----	-----	1:33.474	-----	1:33.474	80.878
19	SBKR	72	Gareth KEYS	-----	1:33.506	-----	-----	1:33.506	80.850
20	SBKR	23	Michal DOKOUPIL	1:33.544	-----	-----	-----	1:33.544	80.818
21	SBKR	68	Gareth EVANS	-----	1:34.229	-----	-----	1:34.229	80.230
22	SBKR	53	Rob BARBER	1:34.291	-----	-----	-----	1:34.291	80.177
23	SBKR	116	Michael WELDON	-----	-----	1:34.771	-----	1:34.771	79.771
24	SBKR	55	Scott CAMPBELL	-----	1:34.823	-----	-----	1:34.823	79.727
25	SBKR	164	Stephen TOBIN	-----	-----	1:35.372	-----	1:35.372	79.269
26	SBKR	38	Paul WILLIAMS	-----	1:35.477	-----	-----	1:35.477	79.181
27	SBKR	28	Paul GARTLAND	1:35.506	-----	-----	-----	1:35.506	79.157
28	SBKR	20	David LUMSDEN	1:35.556	-----	-----	-----	1:35.556	79.116
29	SBKR	26	Dennis BOOTH	1:36.041	-----	-----	-----	1:36.041	78.716
30	SBKR	115	Damian HORAN	-----	-----	1:36.128	-----	1:36.128	78.645
31	SBKR	171	Brian COOMEY	-----	-----	1:36.655	-----	1:36.655	78.216
32	SBKR	76	John HORGAN	-----	1:37.027	-----	-----	1:37.027	77.916
33	SBKR	44	Andrew SELLARS	1:37.139	-----	-----	-----	1:37.139	77.827
34	SBKR	74	Tommy HENRY	-----	1:37.233	-----	-----	1:37.233	77.751
35	SBKR	80	Phill ARCHER	-----	1:37.845	-----	-----	1:37.845	77.265
36	SBKR	43	Stephen DEGNAN	1:37.979	-----	-----	-----	1:37.979	77.159
37	SBKR	216	Mike NORBURY	-----	-----	1:38.056	-----	1:38.056	77.099
38	SBKR	27	Douglas SHEARER	1:38.515	-----	-----	-----	1:38.515	76.740
39	SBKR	79	Vinny BRENNAN	-----	1:38.628	-----	-----	1:38.628	76.652
40	SBKR	25	Matthew REES	1:38.901	-----	-----	-----	1:38.901	76.440
41	SBKR	187	Paul SWORDS	-----	1:39.001	-----	-----	1:39.001	76.363
42	SBKR	8	Anthony McCOLGAN	1:39.141	-----	-----	-----	1:39.141	76.255
43	SBKR	197	William HARA	-----	-----	1:39.298	-----	1:39.298	76.134
44	SBKR	12	David LEWIS	1:40.951	-----	-----	-----	1:40.951	74.888
45	SBKR	126	Chris WATSON	-----	-----	1:41.737	-----	1:41.737	74.309
46	SBKR	15	Leon MURPHY	1:41.862	-----	-----	-----	1:41.862	74.218
47	SBKR	48	Martin McGRATH	1:41.909	-----	-----	-----	1:41.909	74.184
48	SBKR	39	Jonathan GORMLEY	1:44.341	-----	-----	-----	1:44.341	72.455
49	SBKR	110	Callum LAIDLAW	-----	-----	1:45.010	-----	1:45.010	71.993
50	SBKR	57	Adrian LOGUE	-----	1:47.237	-----	-----	1:47.237	70.498
51	SBKR	131	Robert CAIRNS	-----	-----	1:49.701	-----	1:49.701	68.915
52	SBKR	179	James ROTHERY	-----	-----	1:53.146	-----	1:53.146	66.816
53	SBKR	311	Allan BRODIE	-----	-----	2:23.209	-----	2:23.209	52.790
54	SBKR	132	Shaun WYNNE	-----	-----	2:43.585	-----	2:43.585	46.215

Provisional result to be confirmed by the Stewards of the Meeting subject to completion of technical inspections & the time limit for protests

Page 1 / 1

Circuit	Orritor	Signed		Organising Club	Cookstown & District MCC
Length(miles)	2.1000	Chief Timekeeper			
Weather		Issued At:			
Track					



KDM HIRE COOKSTOWN 100

SUPERBIKE

Orritor 2.100 miles


R3: The Royal Hotel Open B

29/04/2016 19:50

Race (6 Laps)

FRIDAY - RACE 3 - OPEN B

11	126 A	15 B	
10	8 A	197 B	12 C
9	79 A	25 B	187 C
8			
7	216 A	27 B	
6	74 A	80 B	43 C
5	171 A	76 B	44 C
4			
3	115 A		
2	28 A	20 B	26 C
1	55 A POLE POSITION	164 B	38 C



Promoted by Cookstown and District Motorcycle Club

Orbits

Provisional result to be confirmed by the Stewards of the Meeting subject to the completion of technical inspections and the time limit for protests.

MCUI (Ulster Centre) Timing @ www.elaps-timing.com



Ride on
Delta
Seven

KDM HIRE COOKSTOWN 100

SUPERBIKE

Orritor 2.100 miles


R12: KDM Hire Cookstown 100 B

30/04/2016 15:05

Race (6 Laps)

RACE 12 - COOKSTOWN 100 B

11	311 A	132 B	
10	110 A	57 B	179 C
9	126 A	15 B	48 C
8			
7	8 A	12 B	
6	79 A	25 B	187 C
5	43 A	216 B	27 C
4			
3	74 A		
2	115 A	171 B	44 C
1	38 A POLE POSITION	28 B	20 C



Promoted by Cookstown and District Motorcycle Club

Orbits

Provisional result to be confirmed by the Stewards of the Meeting subject to the completion of technical inspections and the time limit for protests.

MCUI (Ulster Centre) Timing @ www.elaps-timing.com



**Ride on
 Delta
 Seven**

KDM HIRE COOKSTOWN 100

SUPERBIKE

Race 2 - The Royal Hotel Open B

Saturday, 30 April 2016



Pos	Class	No	Name	Machine / Sponsor	Gp	Lap	Total Time	Behind	Speed	-----Best Lap----- Time Speed On	
-----	-------	----	------	-------------------	----	-----	------------	--------	-------	-------------------------------------	--

Race Classification


1	SBKR	28	Paul GARTLAND	Kawasaki - North West Gas / Rod Lee	a	5	7:49.478		80.515	1:31.905	82.259	4
2	SBKR	55	Scott CAMPBELL	Yamaha 600 - Ian Bell Motorcycles	a	5	7:49.629	0.151	80.489	1:31.944	82.224	5
3	SBKR	76	John HORGAN	Suzuki 750	b	5	7:53.123	3.645	79.895	1:32.643	81.604	5
4	SBKR	38	Paul WILLIAMS	BMW	a	5	7:58.702	9.224	78.964	1:34.361	80.118	5
5	SBKR	43	Stephen DEGNAN	Kawasaki	b	5	7:59.481	10.003	78.835	1:33.152	81.158	4
6	SBKR	27	Douglas SHEARER	Kawasaki 600	b	5	8:03.299	13.821	78.212	1:34.856	79.700	5
7	SBKR	115	Damian HORAN	Suzuki 750 - Horan Wood Flooring	a	5	8:04.264	14.786	78.057	1:33.620	80.752	5
8	SBKR	44	Andrew SELLARS	BMW	b	5	8:04.270	14.792	78.056	1:34.783	79.761	5
9	SBKR	216	Mike NORBURY	Yamaha 600	b	5	8:04.524	15.046	78.015	1:34.433	80.057	5
10	SBKR	74	Tommy HENRY	Yamaha 600 - NJT Racing	b	5	8:09.979	20.501	77.146	1:35.977	78.769	5
11	SBKR	12	David LEWIS	Suzuki 600	c	5	8:13.433	23.955	76.606	1:37.187	77.788	3
12	SBKR	20	David LUMSDEN	Yamaha 600 - Koru 4U	a	5	8:13.483	24.005	76.598	1:36.465	78.370	3
13	SBKR	8	Anthony McCOLGAN	Bimota 750	c	5	8:14.524	25.046	76.437	1:37.253	77.735	4
14	SBKR	25	Matthew REES	Kawasaki - M & N Motors Cookstown	b	5	8:16.255	26.777	76.171	1:35.694	79.002	5
15	SBKR	126	Chris WATSON	Kawasaki 600	c	5	8:17.930	28.452	75.914	1:37.805	77.297	3
16	SBKR	197	William HARA	Yamaha 600 - New Look Blinds	c	5	8:20.033	30.555	75.595	1:37.811	77.292	5
17	SBKR	15	Leon MURPHY	Suzuki 600	c	5	8:21.000	31.522	75.449	1:37.241	77.745	4
18	SBKR	80	Phill ARCHER	Yamaha 600	b	5	8:23.138	33.660	75.128	1:38.554	76.709	5

Fastest Lap

SBKR	28	Paul GARTLAND	Kawasaki - North West Gas / Rod Lee	1:31.905	82.259	4
------	----	---------------	-------------------------------------	----------	--------	---

Provisional result to be confirmed by the Stewards of the Meeting subject to completion of technical inspections & the time limit for protests

Page 1 / 1

Circuit	Orritor	Signed	 Chief Timekeeper	Organising Club	Cookstown & District MCC
Length(miles)	2.1000			Race Started	11:59
Weather	Cloudy			Gp Time Diff - b 12.03 / c 26.27	
Track	Dry	Issued At:	12:10		




KDM HIRE COOKSTOWN 100

SUPERBIKE

Race 2 - The Royal Hotel Open B

Saturday, 30 April 2016

DETAILED RESULT



Race Classification

1 28 Paul GARTLAND

Total Time **7:49.478** Avg Speed **80.515** Behind
Best Time **1:31.905** Best Speed **82.259** On **4** Gp **a**

Lap	Elapsed Time	Lap Time	Lap Speed
1	1:38.824	1:38.824	76.500
2	3:12.548	1:33.724	80.662
3	4:45.198	1:32.650	81.597
4	6:17.103	1:31.905	82.259
5	7:49.478	1:32.375	81.840

2 55 Scott CAMPBELL

Total Time **7:49.629** Avg Speed **80.489** Behind **0.151**
Best Time **1:31.944** Best Speed **82.224** On **5** Gp **a**

Lap	Elapsed Time	Lap Time	Lap Speed
1	1:39.095	1:39.095	76.290
2	3:12.902	1:33.807	80.591
3	4:45.698	1:32.796	81.469
4	6:17.685	1:31.987	82.186
5	7:49.629	1:31.944	82.224

3 76 John HORGAN

Total Time **7:53.123** Avg Speed **79.895** Behind **3.645**
Best Time **1:32.643** Best Speed **81.604** On **5** Gp **b**

Lap	Elapsed Time	Lap Time	Lap Speed
1	1:39.265	1:39.265	76.160
2	3:12.529	1:33.264	81.060
3	4:45.421	1:32.892	81.385
4	6:20.480	1:35.059	79.530
5	7:53.123	1:32.643	81.604

4 38 Paul WILLIAMS

Total Time **7:58.702** Avg Speed **78.964** Behind **9.224**
Best Time **1:34.361** Best Speed **80.118** On **5** Gp **a**

Lap	Elapsed Time	Lap Time	Lap Speed
1	1:40.230	1:40.230	75.427
2	3:14.682	1:34.452	80.041
3	4:49.544	1:34.862	79.695
4	6:24.341	1:34.797	79.749
5	7:58.702	1:34.361	80.118

Race Classification

5 43 Stephen DEGNAN

Total Time **7:59.481** Avg Speed **78.835** Behind **10.003**
Best Time **1:33.152** Best Speed **81.158** On **4** Gp **b**

Lap	Elapsed Time	Lap Time	Lap Speed
1	1:41.216	1:41.216	74.692
2	3:16.500	1:35.284	79.342
3	4:51.399	1:34.899	79.664
4	6:24.551	1:33.152	81.158
5	7:59.481	1:34.930	79.638

6 27 Douglas SHEARER

Total Time **8:03.299** Avg Speed **78.212** Behind **13.821**
Best Time **1:34.856** Best Speed **79.700** On **5** Gp **b**

Lap	Elapsed Time	Lap Time	Lap Speed
1	1:42.684	1:42.684	73.624
2	3:18.229	1:35.545	79.125
3	4:53.173	1:34.944	79.626
4	6:28.443	1:35.270	79.353
5	8:03.299	1:34.856	79.700

7 115 Damian HORAN

Total Time **8:04.264** Avg Speed **78.057** Behind **14.786**
Best Time **1:33.620** Best Speed **80.752** On **5** Gp **a**

Lap	Elapsed Time	Lap Time	Lap Speed
1	1:43.535	1:43.535	73.019
2	3:20.274	1:36.739	78.148
3	4:56.705	1:36.431	78.398
4	6:30.644	1:33.939	80.478
5	8:04.264	1:33.620	80.752

8 44 Andrew SELLARS

Total Time **8:04.270** Avg Speed **78.056** Behind **14.792**
Best Time **1:34.783** Best Speed **79.761** On **5** Gp **b**

Lap	Elapsed Time	Lap Time	Lap Speed
1	1:42.331	1:42.331	73.878
2	3:19.135	1:36.804	78.096
3	4:54.080	1:34.945	79.625
4	6:29.487	1:35.407	79.239
5	8:04.270	1:34.783	79.761


KDM HIRE COOKSTOWN 100

SUPERBIKE

Race 2 - The Royal Hotel Open B

Saturday, 30 April 2016

DETAILED RESULT



Race Classification

9 216 Mike NORBURY

Total Time **8:04.524** Avg Speed **78.015** Behind **15.046**

Best Time **1:34.433** Best Speed **80.057** On **5** Gp **b**

Lap	Elapsed Time	Lap Time	Lap Speed
1	1:43.009	1:43.009	73.392
2	3:20.527	1:37.518	77.524
3	4:55.331	1:34.804	79.743
4	6:30.091	1:34.760	79.780
5	8:04.524	1:34.433	80.057

Race Classification

13 8 Anthony McCOLGAN

Total Time **8:14.524** Avg Speed **76.437** Behind **25.046**

Best Time **1:37.253** Best Speed **77.735** On **4** Gp **c**

Lap	Elapsed Time	Lap Time	Lap Speed
1	1:43.877	1:43.877	72.778
2	3:21.647	1:37.770	77.324
3	4:59.030	1:37.383	77.632
4	6:36.283	1:37.253	77.735
5	8:14.524	1:38.241	76.954

10 74 Tommy HENRY

Total Time **8:09.979** Avg Speed **77.146** Behind **20.501**

Best Time **1:35.977** Best Speed **78.769** On **5** Gp **b**

Lap	Elapsed Time	Lap Time	Lap Speed
1	1:44.092	1:44.092	72.628
2	3:21.447	1:37.355	77.654
3	4:57.526	1:36.079	78.685
4	6:34.002	1:36.476	78.361
5	8:09.979	1:35.977	78.769

14 25 Matthew REES

Total Time **8:16.255** Avg Speed **76.171** Behind **26.777**

Best Time **1:35.694** Best Speed **79.002** On **5** Gp **b**

Lap	Elapsed Time	Lap Time	Lap Speed
1	1:48.008	1:48.008	69.995
2	3:27.172	1:39.164	76.237
3	5:03.757	1:36.585	78.273
4	6:40.561	1:36.804	78.096
5	8:16.255	1:35.694	79.002

11 12 David LEWIS

Total Time **8:13.433** Avg Speed **76.606** Behind **23.955**

Best Time **1:37.187** Best Speed **77.788** On **3** Gp **c**

Lap	Elapsed Time	Lap Time	Lap Speed
1	1:42.776	1:42.776	73.558
2	3:20.537	1:37.761	77.331
3	4:57.724	1:37.187	77.788
4	6:35.610	1:37.886	77.233
5	8:13.433	1:37.823	77.282

15 126 Chris WATSON

Total Time **8:17.930** Avg Speed **75.914** Behind **28.452**

Best Time **1:37.805** Best Speed **77.297** On **3** Gp **c**

Lap	Elapsed Time	Lap Time	Lap Speed
1	1:44.183	1:44.183	72.565
2	3:22.378	1:38.195	76.990
3	5:00.183	1:37.805	77.297
4	6:39.088	1:38.905	76.437
5	8:17.930	1:38.842	76.486

12 20 David LUMSDEN

Total Time **8:13.483** Avg Speed **76.598** Behind **24.005**

Best Time **1:36.465** Best Speed **78.370** On **3** Gp **a**

Lap	Elapsed Time	Lap Time	Lap Speed
1	1:43.425	1:43.425	73.096
2	3:20.138	1:36.713	78.169
3	4:56.603	1:36.465	78.370
4	6:35.481	1:38.878	76.458
5	8:13.483	1:38.002	77.141

16 197 William HARA

Total Time **8:20.033** Avg Speed **75.595** Behind **30.555**

Best Time **1:37.811** Best Speed **77.292** On **5** Gp **c**

Lap	Elapsed Time	Lap Time	Lap Speed
1	1:46.306	1:46.306	71.115
2	3:24.263	1:37.957	77.177
3	5:04.376	1:40.113	75.515
4	6:42.222	1:37.846	77.264
5	8:20.033	1:37.811	77.292


KDM HIRE COOKSTOWN 100

SUPERBIKE

Race 2 - The Royal Hotel Open B

Saturday, 30 April 2016

DETAILED RESULT



Race Classification

17 15 Leon MURPHY

Total Time **8:21.000** Avg Speed **75.449** Behind **31.522**

Best Time **1:37.241** Best Speed **77.745** On **4** Gp **c**

Lap	Elapsed Time	Lap Time	Lap Speed
1	1:47.907	1:47.907	70.060
2	3:26.640	1:38.733	76.570
3	5:05.663	1:39.023	76.346
4	6:42.904	1:37.241	77.745
5	8:21.000	1:38.096	77.067

18 80 Phill ARCHER

Total Time **8:23.138** Avg Speed **75.128** Behind **33.660**

Best Time **1:38.554** Best Speed **76.709** On **5** Gp **b**

Lap	Elapsed Time	Lap Time	Lap Speed
1	1:46.889	1:46.889	70.728
2	3:26.146	1:39.257	76.166
3	5:05.828	1:39.682	75.841
4	6:44.584	1:38.756	76.552
5	8:23.138	1:38.554	76.709

KDM HIRE COOKSTOWN 100

SUPERBIKE

Race 2 - The Royal Hotel Open B

LAP CHART



1					3					5				
No	Name	Gp	Time of Day	Lap Time	No	Name	Gp	Time of Day	Lap Time	No	Name	Gp	Time of Day	Lap Time
28	Paul GARTLAND	a	12:01:05.796	1:38.824	28	Paul GARTLAND	a	12:04:12.170	1:32.650	28	Paul GARTLAND	a	12:07:16.450	1:32.375
55	Scott CAMPBELL	a	12:01:06.067	1:39.095	76	John HORGAN	b	12:04:12.393	1:32.892	55	Scott CAMPBELL	a	12:07:16.601	1:31.944
76	John HORGAN	b	12:01:06.237	1:39.265	55	Scott CAMPBELL	a	12:04:12.670	1:32.796	76	John HORGAN	b	12:07:20.095	1:32.643
38	Paul WILLIAMS	a	12:01:07.202	1:40.230	38	Paul WILLIAMS	a	12:04:16.516	1:34.862	38	Paul WILLIAMS	a	12:07:25.674	1:34.361
43	Stephen DEGNAN	b	12:01:08.188	1:41.216	43	Stephen DEGNAN	b	12:04:18.371	1:34.899	43	Stephen DEGNAN	b	12:07:26.453	1:34.930
44	Andrew SELLARS	b	12:01:09.303	1:42.331	27	Douglas SHEARER	b	12:04:20.145	1:34.944	27	Douglas SHEARER	b	12:07:30.271	1:34.856
27	Douglas SHEARER	b	12:01:09.656	1:42.684	44	Andrew SELLARS	b	12:04:21.052	1:34.945	115	Damian HORAN	a	12:07:31.236	1:33.620
12	David LEWIS	c	12:01:09.748	1:42.776	216	Mike NORBURY	b	12:04:22.303	1:34.804	44	Andrew SELLARS	b	12:07:31.242	1:34.783
216	Mike NORBURY	b	12:01:09.981	1:43.009	20	David LUMSDEN	a	12:04:23.575	1:36.465	216	Mike NORBURY	b	12:07:31.496	1:34.433
20	David LUMSDEN	a	12:01:10.397	1:43.425	115	Damian HORAN	a	12:04:23.677	1:36.431	74	Tommy HENRY	b	12:07:36.951	1:35.977
115	Damian HORAN	a	12:01:10.507	1:43.535	74	Tommy HENRY	b	12:04:24.498	1:36.079	12	David LEWIS	c	12:07:40.405	1:37.823
8	Anthony McCOLGAN	c	12:01:10.849	1:43.877	12	David LEWIS	c	12:04:24.696	1:37.187	20	David LUMSDEN	a	12:07:40.455	1:38.002
74	Tommy HENRY	b	12:01:11.064	1:44.092	8	Anthony McCOLGAN	c	12:04:26.002	1:37.383	8	Anthony McCOLGAN	c	12:07:41.496	1:38.241
126	Chris WATSON	c	12:01:11.155	1:44.183	126	Chris WATSON	c	12:04:27.155	1:37.805	25	Matthew REES	b	12:07:43.227	1:35.694
197	William HARA	c	12:01:13.278	1:46.306	25	Matthew REES	b	12:04:30.729	1:36.585	126	Chris WATSON	c	12:07:44.902	1:38.842
80	Phill ARCHER	b	12:01:13.861	1:46.889	197	William HARA	c	12:04:31.348	1:40.113	197	William HARA	c	12:07:47.005	1:37.811
15	Leon MURPHY	c	12:01:14.879	1:47.907	15	Leon MURPHY	c	12:04:32.635	1:39.023	15	Leon MURPHY	c	12:07:47.972	1:38.096
25	Matthew REES	b	12:01:14.980	1:48.008	80	Phill ARCHER	b	12:04:32.800	1:39.682	80	Phill ARCHER	b	12:07:50.110	1:38.554

2					4				
No	Name	Gp	Time of Day	Lap Time	No	Name	Gp	Time of Day	Lap Time
76	John HORGAN	b	12:02:39.501	1:33.264	28	Paul GARTLAND	a	12:05:44.075	1:31.905
28	Paul GARTLAND	a	12:02:39.520	1:33.724	55	Scott CAMPBELL	a	12:05:44.657	1:31.987
55	Scott CAMPBELL	a	12:02:39.874	1:33.807	76	John HORGAN	b	12:05:47.452	1:35.059
38	Paul WILLIAMS	a	12:02:41.654	1:34.452	38	Paul WILLIAMS	a	12:05:51.313	1:34.797
43	Stephen DEGNAN	b	12:02:43.472	1:35.284	43	Stephen DEGNAN	b	12:05:51.523	1:33.152
27	Douglas SHEARER	b	12:02:45.201	1:35.545	27	Douglas SHEARER	b	12:05:55.415	1:35.270
44	Andrew SELLARS	b	12:02:46.107	1:36.804	44	Andrew SELLARS	b	12:05:56.459	1:35.407
20	David LUMSDEN	a	12:02:47.110	1:36.713	216	Mike NORBURY	b	12:05:57.063	1:34.760
115	Damian HORAN	a	12:02:47.246	1:36.739	115	Damian HORAN	a	12:05:57.616	1:33.939
216	Mike NORBURY	b	12:02:47.499	1:37.518	74	Tommy HENRY	b	12:06:00.974	1:36.476
12	David LEWIS	c	12:02:47.509	1:37.761	20	David LUMSDEN	a	12:06:02.453	1:38.878
74	Tommy HENRY	b	12:02:48.419	1:37.355	12	David LEWIS	c	12:06:02.582	1:37.886
8	Anthony McCOLGAN	c	12:02:48.619	1:37.770	8	Anthony McCOLGAN	c	12:06:03.255	1:37.253
126	Chris WATSON	c	12:02:49.350	1:38.195	126	Chris WATSON	c	12:06:06.060	1:38.905
197	William HARA	c	12:02:51.235	1:37.957	25	Matthew REES	b	12:06:07.533	1:36.804
80	Phill ARCHER	b	12:02:53.118	1:39.257	197	William HARA	c	12:06:09.194	1:37.846
15	Leon MURPHY	c	12:02:53.612	1:38.733	15	Leon MURPHY	c	12:06:09.876	1:37.241
25	Matthew REES	b	12:02:54.144	1:39.164	80	Phill ARCHER	b	12:06:11.556	1:38.756

KDM HIRE COOKSTOWN 100

SUPERBIKE

Race 14 - KDM Hire Cookstown 100 B

Saturday, 30 April 2016



Pos	Class	No	Name	Machine / Sponsor	Gp	Lap	Total Time	Behind	Speed	-----Best Lap-----		
										Time	Speed	On

Race Classification

1	SBKR	38	Paul WILLIAMS	BMW	a	5	7:42.064		81.807	1:30.934	83.137	2
2	SBKR	28	Paul GARTLAND	Kawasaki - North West Gas / Rod Lee	a	5	7:42.941	0.877	81.652	1:30.915	83.155	4
3	SBKR	110	Callum LAIDLAW	Kawasaki 600 - Dunlop Racing	c	5	7:50.365	8.301	80.363	1:32.659	81.589	2
4	SBKR	216	Mike NORBURY	Yamaha 600	b	5	7:54.573	12.509	79.651	1:33.314	81.017	5
5	SBKR	25	Matthew REES	Kawasaki - M & N Motors Cookstown	b	5	7:55.014	12.950	79.577	1:33.442	80.906	2
6	SBKR	20	David LUMSDEN	Yamaha 600 - Koru 4U	a	5	7:56.425	14.361	79.341	1:33.711	80.674	4
7	SBKR	115	Damian HORAN	Suzuki 750 - Horan Wood Flooring	a	5	7:56.657	14.593	79.302	1:33.772	80.621	4
8	SBKR	43	Stephen DEGNAN	Kawasaki	a	5	7:57.538	15.474	79.156	1:33.320	81.012	2
9	SBKR	44	Andrew SELLARS	BMW	a	5	7:58.902	16.838	78.931	1:33.500	80.856	5
10	SBKR	15	Leon MURPHY	Suzuki 600	c	5	8:07.727	25.663	77.502	1:36.205	78.582	2
11	SBKR	311	Allan BRODIE	Yamaha 600	c	5	8:13.043	30.979	76.667	1:36.873	78.040	2
12	SBKR	8	Anthony McCOLGAN	Bimota 750	b	5	8:13.261	31.197	76.633	1:37.181	77.793	5
13	SBKR	12	David LEWIS	Suzuki 600	b	5	8:13.516	31.452	76.593	1:37.003	77.936	3
14	SBKR	126	Chris WATSON	Kawasaki 600	b	5	8:13.795	31.731	76.550	1:36.789	78.108	4
15	SBKR	57	Adrian LOGUE	Suzuki 750	c	5	8:47.109	1:05.045	71.712	1:42.764	73.567	4

Fastest Lap


SBKR	28	Paul GARTLAND	Kawasaki - North West Gas / Rod Lee	1:30.915	83.155	4
------	----	---------------	-------------------------------------	----------	--------	---

Not Classified

DNF	SBKR	132	Shaun WYNNE	Kawasaki	c	1	1:44.291		72.489	2:13.741	56.527	1
-----	------	-----	-------------	----------	---	---	----------	--	--------	----------	--------	---

Provisional result to be confirmed by the Stewards of the Meeting subject to completion of technical inspections & the time limit for protests

Page 1 / 1

Circuit	Orritor	Signed	 Chief Timekeeper	Organising Club	Cookstown & District MCC
Length(miles)	2.1000	Issued At:	16:52	Race Started	16:37
Weather	Sunny			Gp Time Diff - b 14.93 / c 29.45	
Track	Dry				




KDM HIRE COOKSTOWN 100

SUPERBIKE

Race 14 - KDM Hire Cookstown 100 B

Saturday, 30 April 2016

DETAILED RESULT



Race Classification

1 38 Paul WILLIAMS

Total Time **7:42.064** Avg Speed **81.807** Behind
Best Time **1:30.934** Best Speed **83.137** On **2** Gp **a**

Lap	Elapsed Time	Lap Time	Lap Speed
1	1:37.853	1:37.853	77.259
2	3:08.787	1:30.934	83.137
3	4:39.972	1:31.185	82.908
4	6:10.922	1:30.950	83.123
5	7:42.064	1:31.142	82.947

2 28 Paul GARTLAND

Total Time **7:42.941** Avg Speed **81.652** Behind **0.877**
Best Time **1:30.915** Best Speed **83.155** On **4** Gp **a**

Lap	Elapsed Time	Lap Time	Lap Speed
1	1:37.468	1:37.468	77.564
2	3:09.615	1:32.147	82.043
3	4:40.557	1:30.942	83.130
4	6:11.472	1:30.915	83.155
5	7:42.941	1:31.469	82.651

3 110 Callum LAIDLAW

Total Time **7:50.365** Avg Speed **80.363** Behind **8.301**
Best Time **1:32.659** Best Speed **81.589** On **2** Gp **c**

Lap	Elapsed Time	Lap Time	Lap Speed
1	1:38.352	1:38.352	76.867
2	3:11.011	1:32.659	81.589
3	4:44.626	1:33.615	80.756
4	6:17.607	1:32.981	81.307
5	7:50.365	1:32.758	81.502

4 216 Mike NORBURY

Total Time **7:54.573** Avg Speed **79.651** Behind **12.509**
Best Time **1:33.314** Best Speed **81.017** On **5** Gp **b**

Lap	Elapsed Time	Lap Time	Lap Speed
1	1:38.510	1:38.510	76.743
2	3:13.392	1:34.882	79.678
3	4:47.137	1:33.745	80.644
4	6:21.259	1:34.122	80.321
5	7:54.573	1:33.314	81.017

Race Classification

5 25 Matthew REES

Total Time **7:55.014** Avg Speed **79.577** Behind **12.950**
Best Time **1:33.442** Best Speed **80.906** On **2** Gp **b**

Lap	Elapsed Time	Lap Time	Lap Speed
1	1:39.152	1:39.152	76.247
2	3:12.594	1:33.442	80.906
3	4:46.520	1:33.926	80.489
4	6:20.866	1:34.346	80.131
5	7:55.014	1:34.148	80.299

6 20 David LUMSDEN

Total Time **7:56.425** Avg Speed **79.341** Behind **14.361**
Best Time **1:33.711** Best Speed **80.674** On **4** Gp **a**

Lap	Elapsed Time	Lap Time	Lap Speed
1	1:40.108	1:40.108	75.518
2	3:14.695	1:34.587	79.926
3	4:48.630	1:33.935	80.481
4	6:22.341	1:33.711	80.674
5	7:56.425	1:34.084	80.354

7 115 Damian HORAN

Total Time **7:56.657** Avg Speed **79.302** Behind **14.593**
Best Time **1:33.772** Best Speed **80.621** On **4** Gp **a**

Lap	Elapsed Time	Lap Time	Lap Speed
1	1:40.202	1:40.202	75.448
2	3:14.767	1:34.565	79.945
3	4:48.709	1:33.942	80.475
4	6:22.481	1:33.772	80.621
5	7:56.657	1:34.176	80.275

8 43 Stephen DEGNAN

Total Time **7:57.538** Avg Speed **79.156** Behind **15.474**
Best Time **1:33.320** Best Speed **81.012** On **2** Gp **a**

Lap	Elapsed Time	Lap Time	Lap Speed
1	1:42.586	1:42.586	73.694
2	3:15.906	1:33.320	81.012
3	4:50.210	1:34.304	80.166
4	6:24.108	1:33.898	80.513
5	7:57.538	1:33.430	80.916


KDM HIRE COOKSTOWN 100

SUPERBIKE

Race 14 - KDM Hire Cookstown 100 B

Saturday, 30 April 2016

DETAILED RESULT



Race Classification

9 44 Andrew SELLARS

Total Time **7:58.902** Avg Speed **78.931** Behind **16.838**

Best Time **1:33.500** Best Speed **80.856** On **5** Gp **a**

Lap	Elapsed Time	Lap Time	Lap Speed
1	1:41.292	1:41.292	74.636
2	3:15.555	1:34.263	80.201
3	4:51.394	1:35.839	78.882
4	6:25.402	1:34.008	80.419
5	7:58.902	1:33.500	80.856

Race Classification

13 12 David LEWIS

Total Time **8:13.516** Avg Speed **76.593** Behind **31.452**

Best Time **1:37.003** Best Speed **77.936** On **3** Gp **b**

Lap	Elapsed Time	Lap Time	Lap Speed
1	1:44.169	1:44.169	72.574
2	3:21.898	1:37.729	77.357
3	4:58.901	1:37.003	77.936
4	6:36.299	1:37.398	77.620
5	8:13.516	1:37.217	77.764

10 15 Leon MURPHY

Total Time **8:07.727** Avg Speed **77.502** Behind **25.663**

Best Time **1:36.205** Best Speed **78.582** On **2** Gp **c**

Lap	Elapsed Time	Lap Time	Lap Speed
1	1:41.195	1:41.195	74.707
2	3:17.400	1:36.205	78.582
3	4:54.239	1:36.839	78.068
4	6:30.853	1:36.614	78.250
5	8:07.727	1:36.874	78.040

14 126 Chris WATSON

Total Time **8:13.795** Avg Speed **76.550** Behind **31.731**

Best Time **1:36.789** Best Speed **78.108** On **4** Gp **b**

Lap	Elapsed Time	Lap Time	Lap Speed
1	1:43.453	1:43.453	73.077
2	3:21.460	1:38.007	77.137
3	4:59.799	1:38.339	76.877
4	6:36.588	1:36.789	78.108
5	8:13.795	1:37.207	77.772

11 311 Allan BRODIE

Total Time **8:13.043** Avg Speed **76.667** Behind **30.979**

Best Time **1:36.873** Best Speed **78.040** On **2** Gp **c**

Lap	Elapsed Time	Lap Time	Lap Speed
1	1:42.811	1:42.811	73.533
2	3:19.684	1:36.873	78.040
3	4:57.611	1:37.927	77.200
4	6:35.155	1:37.544	77.503
5	8:13.043	1:37.888	77.231

15 57 Adrian LOGUE

Total Time **8:47.109** Avg Speed **71.712** Behind **1:05.045**

Best Time **1:42.764** Best Speed **73.567** On **4** Gp **c**

Lap	Elapsed Time	Lap Time	Lap Speed
1	1:51.035	1:51.035	68.087
2	3:36.095	1:45.060	71.959
3	5:20.477	1:44.382	72.426
4	7:03.241	1:42.764	73.567
5	8:47.109	1:43.868	72.785

12 8 Anthony McCOLGAN

Total Time **8:13.261** Avg Speed **76.633** Behind **31.197**

Best Time **1:37.181** Best Speed **77.793** On **5** Gp **b**

Lap	Elapsed Time	Lap Time	Lap Speed
1	1:43.207	1:43.207	73.251
2	3:21.120	1:37.913	77.211
3	4:58.695	1:37.575	77.479
4	6:36.080	1:37.385	77.630
5	8:13.261	1:37.181	77.793

Not Classified

DNF 132 Shaun WYNNE

Total Time **1:44.291** Avg Speed **72.489** Behind

Best Time **2:13.741** Best Speed **56.527** On **1** Gp **c**

Lap	Elapsed Time	Lap Time	Lap Speed
1	1:44.291	1:44.291	72.489

KDM HIRE COOKSTOWN 100

SUPERBIKE

Race 14 - KDM Hire Cookstown 100 B

LAP CHART

**1**

No	Name	Gp	Time of Day	Lap Time
28	Paul GARTLAND	a	16:39:36.860	1:37.468
38	Paul WILLIAMS	a	16:39:37.245	1:37.853
110	Callum LAIDLAW	c	16:39:37.744	1:38.352
216	Mike NORBURY	b	16:39:37.902	1:38.510
25	Matthew REES	b	16:39:38.544	1:39.152
20	David LUMSDEN	a	16:39:39.500	1:40.108
115	Damian HORAN	a	16:39:39.594	1:40.202
15	Leon MURPHY	c	16:39:40.587	1:41.195
44	Andrew SELLARS	a	16:39:40.684	1:41.292
43	Stephen DEGNAN	a	16:39:41.978	1:42.586
311	Allan BRODIE	c	16:39:42.203	1:42.811
8	Anthony McCOLGAN	b	16:39:42.599	1:43.207
126	Chris WATSON	b	16:39:42.845	1:43.453
12	David LEWIS	b	16:39:43.561	1:44.169
132	Shaun WYNNE	c	16:39:43.683	1:44.291
57	Adrian LOGUE	c	16:39:50.427	1:51.035

2

No	Name	Gp	Time of Day	Lap Time
38	Paul WILLIAMS	a	16:41:08.179	1:30.934
28	Paul GARTLAND	a	16:41:09.007	1:32.147
110	Callum LAIDLAW	c	16:41:10.403	1:32.659
25	Matthew REES	b	16:41:11.986	1:33.442
216	Mike NORBURY	b	16:41:12.784	1:34.882
20	David LUMSDEN	a	16:41:14.087	1:34.587
115	Damian HORAN	a	16:41:14.159	1:34.565
44	Andrew SELLARS	a	16:41:14.947	1:34.263
43	Stephen DEGNAN	a	16:41:15.298	1:33.320
15	Leon MURPHY	c	16:41:16.792	1:36.205
311	Allan BRODIE	c	16:41:19.076	1:36.873
8	Anthony McCOLGAN	b	16:41:20.512	1:37.913
126	Chris WATSON	b	16:41:20.852	1:38.007
12	David LEWIS	b	16:41:21.290	1:37.729
57	Adrian LOGUE	c	16:41:35.487	1:45.060

3

No	Name	Gp	Time of Day	Lap Time
38	Paul WILLIAMS	a	16:42:39.364	1:31.185
28	Paul GARTLAND	a	16:42:39.949	1:30.942
110	Callum LAIDLAW	c	16:42:44.018	1:33.615
25	Matthew REES	b	16:42:45.912	1:33.926
216	Mike NORBURY	b	16:42:46.529	1:33.745
20	David LUMSDEN	a	16:42:48.022	1:33.935
115	Damian HORAN	a	16:42:48.101	1:33.942
43	Stephen DEGNAN	a	16:42:49.602	1:34.304
44	Andrew SELLARS	a	16:42:50.786	1:35.839
15	Leon MURPHY	c	16:42:53.631	1:36.839
311	Allan BRODIE	c	16:42:57.003	1:37.927
8	Anthony McCOLGAN	b	16:42:58.087	1:37.575
12	David LEWIS	b	16:42:58.293	1:37.003
126	Chris WATSON	b	16:42:59.191	1:38.339
57	Adrian LOGUE	c	16:43:19.869	1:44.382

4

No	Name	Gp	Time of Day	Lap Time
38	Paul WILLIAMS	a	16:44:10.314	1:30.950
28	Paul GARTLAND	a	16:44:10.864	1:30.915
110	Callum LAIDLAW	c	16:44:16.999	1:32.981
25	Matthew REES	b	16:44:20.258	1:34.346
216	Mike NORBURY	b	16:44:20.651	1:34.122
20	David LUMSDEN	a	16:44:21.733	1:33.711
115	Damian HORAN	a	16:44:21.873	1:33.772
43	Stephen DEGNAN	a	16:44:23.500	1:33.898
44	Andrew SELLARS	a	16:44:24.794	1:34.008
15	Leon MURPHY	c	16:44:30.245	1:36.614
311	Allan BRODIE	c	16:44:34.547	1:37.544
8	Anthony McCOLGAN	b	16:44:35.472	1:37.385
12	David LEWIS	b	16:44:35.691	1:37.398
126	Chris WATSON	b	16:44:35.980	1:36.789
57	Adrian LOGUE	c	16:45:02.633	1:42.764

5

No	Name	Gp	Time of Day	Lap Time
38	Paul WILLIAMS	a	16:45:41.456	1:31.142
28	Paul GARTLAND	a	16:45:42.333	1:31.469
110	Callum LAIDLAW	c	16:45:49.757	1:32.758
216	Mike NORBURY	b	16:45:53.965	1:33.314
25	Matthew REES	b	16:45:54.406	1:34.148
20	David LUMSDEN	a	16:45:55.817	1:34.084
115	Damian HORAN	a	16:45:56.049	1:34.176
43	Stephen DEGNAN	a	16:45:56.930	1:33.430
44	Andrew SELLARS	a	16:45:58.294	1:33.500
15	Leon MURPHY	c	16:46:07.119	1:36.874
311	Allan BRODIE	c	16:46:12.435	1:37.888
8	Anthony McCOLGAN	b	16:46:12.653	1:37.181
12	David LEWIS	b	16:46:12.908	1:37.217
126	Chris WATSON	b	16:46:13.187	1:37.207
57	Adrian LOGUE	c	16:46:46.501	1:43.868