



COOKSTOWN 100

Friday 29th & Saturday 30th April 2016

promoted by Cookstown & District MCC
www.cookstown100.com



**OPEN A
&
KDM HIRE
COOKSTOWN 100 A**



Comhairle Ceantair
Lár Uladh
Mid Ulster
District Council

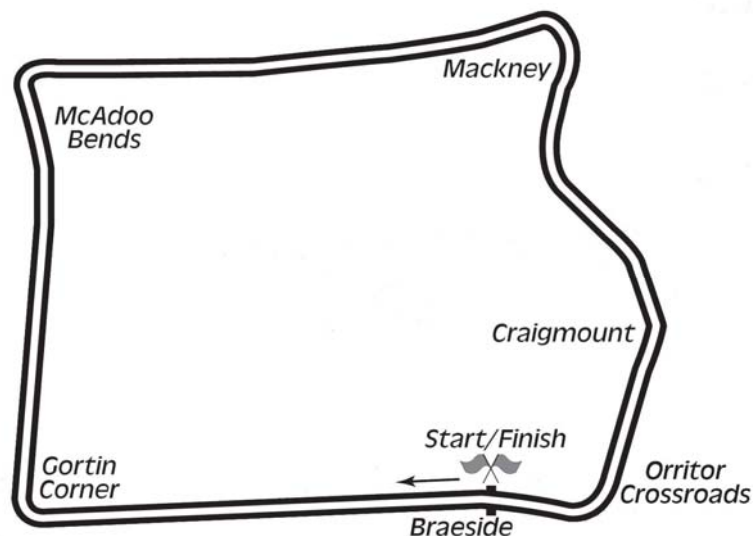


2&4
WHEEL MOTORSPORT
STEERING GROUP LTD.



tourism
northernireland

Orritor Circuit 2.1 miles



LAP RECORDS

Class	Rider	Machine	m	s	mph	Year
125cc	William Dunlop	Honda	1	34.755	79.785	2010
Moto 3	Barry Davidson	Honda 250	1	39.075	76.306	2012
Moto 450	Ryan Farquhar	Kawasaki	1	35.432	79.219	2012
250cc	William Dunlop	Honda	1	29.658	84.320	2009
Supersport 400	Ian Morrell	Yamaha	1	35.698	78.999	2015
Supertwin	James Cowton	Kawasaki	1	29.657	84.321	2015
Supersport	Michael Dunlop	Yamaha	1	24.783	89.169	2011
Superbike	Michael Dunlop	Honda	1	22.641	91.480	2013
Senior Support	Gary Robinson	Yamaha 600	1	29.956	84.041	2007
Junior Support	Mark Hanna	Honda 250	1	33.788	80.607	2013
Classic 1000cc	Wattie Brown	Norton 920	1	40.273	75.394	2006
Classic 500cc	Neill McWhirter	Norton	1	41.491	74.489	2010
Classic 350cc	Paul Coward	Honda	1	43.421	73.099	2004
Classic 250cc	Geoff McMullan	Suzuki	1	47.294	70.461	2006

MOST WINS at COOKSTOWN 100

Ryan Farquhar	26	1996-12 (400-1, 450-2, STWN-4, SSP-5, SBK-13, SJUN-1)
Ray McCullough	14	1967-79 (250-8, 350-3, 500-3)
Joey Dunlop	11	1977-98 (125-1, 250-4, 350-2, 500-2, SSP-1, SBK-1)
Robert Dunlop	11	1985-08 (125-7, 250-1, 250 B-1, 350-1, SBK-1)
William Dunlop	11	2006-15 (125-3, 250-5, SSP-2, SBK B-1)
Phillip McCallen	10	1987-96 (250-3, 350-1, SSP-2, SBK-4)
Michael Dunlop	9	2006-15 (125-1, 250-1, STWN-2, STWN B-1, SSP-1, SBK-2, SJUN-1)
Courtney Junk	8	1974-83 (200-2, 250-4, 350-1, 500-1)
Mervyn Elwood	8	1987-97 (C500-5, C1000-3)
Noel Hudson	7	1975-95 (250-2, JUN-1, 500-1, SBK-3)
Bill Swallow	7	1987-00 (C350-2, C500-5)
Darran Lindsay	7	2000-05 (125-2, 250-2, SSP-2, SBK-1)

MOST WINS AT ALL IRISH ROAD RACE MEETINGS (after Tandragee 100 2016)

Ryan Farquhar	211	1995-16
Joey Dunlop	156	1971-00
Robert Dunlop	135	1980-08
William Dunlop	113	2005-16
Ray McCullough	109	1960-82
Phillip McCallen	109	1987-99
Michael Dunlop	92	2006-15
Brian Reid	78	1980-94
Darran Lindsay	74	1999-06
James Courtney	66	1992-99

KDM HIRE COOKSTOWN 100

SUPERBIKE

Group A Qualifying


Friday, 29 April 2016



Pos	Class	No	Name	Machine / Sponsor	----- Best Lap -----				Laps
					Time	Behind	Speed	On	
Qualifying Classification									
1	SBKR	6	William DUNLOP	Kawasaki - MSS Colchester KawasakiCDIC	1:29.515		84.455	4	5
2	SBKR	4	M MITCHELL THOMAS	Suzuki - Cookstown BE Racing	1:30.010	0.495	83.991	4	5
3	SBKR	7	Dan KNEEN	Yamaha - Mar-Train Racing	1:31.000	1.485	83.077	5	5
4	SBKR	22	Paul JORDAN	Honda 600 - B&W / Site Sealants	1:32.088	2.573	82.095	5	5
5	SBKR	24	Graham KENNEDY	Yamaha 600 - Patsy Kennedy	1:33.091	3.576	81.211	4	5
6	SBKR	52	James COWTON	Honda 600 - Cowton Racing by Radcliffe's	1:33.103	3.588	81.200	4	5
7	SBKR	5	Thomas MAXWELL	Yamaha 600	1:33.436	3.921	80.911	5	6
8	SBKR	23	Michal DOKOUPIL	Yamaha 600 - Motopoint	1:33.544	4.029	80.818	5	6
9	SBKR	53	Rob BARBER	Yamaha - PRB Racing	1:34.291	4.776	80.177	3	5
10	SBKR	28	Paul GARTLAND	Kawasaki - North West Gas / Rod Lee	1:35.506	5.991	79.157	4	5
11	SBKR	20	David LUMSDEN	Yamaha 600 - Koru 4U	1:35.556	6.041	79.116	5	5
12	SBKR	26	Dennis BOOTH	Kawasaki	1:36.041	6.526	78.716	3	5
13	SBKR	44	Andrew SELLARS	BMW	1:37.139	7.624	77.827	5	5
14	SBKR	43	Stephen DEGNAN	Kawasaki	1:37.979	8.464	77.159	3	5
15	SBKR	27	Douglas SHEARER	Kawasaki 600	1:38.515	9.000	76.740	4	5
16	SBKR	25	Matthew REES	Kawasaki - M & N Motors Cookstown	1:38.901	9.386	76.440	5	5
17	SBKR	8	Anthony McCOLGAN	BMW	1:39.141	9.626	76.255	3	5
18	SBKR	12	David LEWIS	Suzuki 600	1:40.951	11.436	74.888	4	5
19	SBKR	15	Leon MURPHY	Suzuki 600	1:41.862	12.347	74.218	5	5
20	SBKR	48	Martin McGRATH	Kawasaki 600 - PRB Racing	1:41.909	12.394	74.184	5	5
21	SBKR	39	Jonathan GORMLEY	Yamaha 600 - J & V Tyres & Services	1:44.341	14.826	72.455	4	5

Provisional result to be confirmed by the Stewards of the Meeting subject to completion of technical inspections & the time limit for protests

Page 1 / 1

Circuit	Orritor	Signed		Organising Club	Cookstown & District MCC
Length(miles)	2.1000		Chief Timekeeper	Qualifying Started	13:10
Weather	Sunny	Issued At:	13:31		
Track	Dry				



KDM HIRE COOKSTOWN 100

SUPERBIKE

Group A Qualifying

Friday, 29 April 2016

DETAILED RESULT



Qualifying Classification

Position

1 6 William DUNLOP

SBKR		Behind	
Best Time	1:29.515	Best Speed	84.455 On 4 Gp
Lap	Elapsed Time	Lap Time	Lap Speed
1	2:42.674	2:42.674	46.473
2	4:13.794	1:31.120	82.968
3	6:06.561	1:52.767	67.041
4	7:36.076	1:29.515	84.455
5	9:28.981	1:52.905	66.959

2 4 M MITCHELL THOMAS

SBKR		Behind	0.495
Best Time	1:30.010	Best Speed	83.991 On 4 Gp
Lap	Elapsed Time	Lap Time	Lap Speed
1	2:20.834	2:20.834	53.680
2	3:54.839	1:34.005	80.421
3	5:26.178	1:31.339	82.769
4	6:56.188	1:30.010	83.991
5	8:51.855	1:55.667	65.360

3 7 Dan KNEEN

SBKR		Behind	1.485
Best Time	1:31.000	Best Speed	83.077 On 5 Gp
Lap	Elapsed Time	Lap Time	Lap Speed
1	2:43.495	2:43.495	46.240
2	4:18.058	1:34.563	79.947
3	5:52.817	1:34.759	79.781
4	7:29.143	1:36.326	78.483
5	9:00.143	1:31.000	83.077

4 22 Paul JORDAN

SBKR		Behind	2.573
Best Time	1:32.088	Best Speed	82.095 On 5 Gp
Lap	Elapsed Time	Lap Time	Lap Speed
1	2:45.420	2:45.420	45.702
2	4:18.953	1:33.533	80.827
3	5:53.995	1:35.042	79.544
4	7:28.571	1:34.576	79.936
5	9:00.659	1:32.088	82.095

Qualifying Classification

Position

5 24 Graham KENNEDY

SBKR		Behind	3.576
Best Time	1:33.091	Best Speed	81.211 On 4 Gp
Lap	Elapsed Time	Lap Time	Lap Speed
1	2:10.205	2:10.205	58.062
2	3:47.207	1:37.002	77.937
3	5:21.894	1:34.687	79.842
4	6:54.985	1:33.091	81.211
5	8:28.607	1:33.622	80.750

6 52 James COWTON

SBKR		Behind	3.588
Best Time	1:33.103	Best Speed	81.200 On 4 Gp
Lap	Elapsed Time	Lap Time	Lap Speed
1	2:31.893	2:31.893	49.772
2	4:08.620	1:36.727	78.158
3	5:48.484	1:39.864	75.703
4	7:21.587	1:33.103	81.200
5	8:57.584	1:35.997	78.752

7 5 Thomas MAXWELL

SBKR		Behind	3.921
Best Time	1:33.436	Best Speed	80.911 On 5 Gp
Lap	Elapsed Time	Lap Time	Lap Speed
1	1:50.163	1:50.163	68.626
2	3:26.942	1:36.779	78.116
3	5:01.332	1:34.390	80.093
4	6:35.324	1:33.992	80.432
5	8:08.760	1:33.436	80.911
6	10:00.987	1:52.227	67.363

8 23 Michal DOKOUPIL

SBKR		Behind	4.029
Best Time	1:33.544	Best Speed	80.818 On 5 Gp
Lap	Elapsed Time	Lap Time	Lap Speed
1	2:01.031	2:01.031	62.463
2	3:38.342	1:37.311	77.689
3	5:13.878	1:35.536	79.132
4	6:49.971	1:36.093	78.674
5	8:23.515	1:33.544	80.818
6	10:04.698	1:41.183	74.716

KDM HIRE COOKSTOWN 100

SUPERBIKE

Group A Qualifying

Friday, 29 April 2016

DETAILED RESULT



Qualifying Classification

Position

9 53 Rob BARBER

SBKR Behind 4.776

Best Time 1:34.291 Best Speed 80.177 On 3 Gp

Lap	Elapsed Time	Lap Time	Lap Speed
1	2:27.204	2:27.204	51.357
2	4:05.356	1:38.152	77.023
3	5:39.647	1:34.291	80.177
4	7:35.819	1:56.172	65.076
5	9:12.883	1:37.064	77.887

Qualifying Classification

Position

13 44 Andrew SELLARS

SBKR Behind 7.624

Best Time 1:37.139 Best Speed 77.827 On 5 Gp

Lap	Elapsed Time	Lap Time	Lap Speed
1	2:24.636	2:24.636	52.269
2	4:06.564	1:41.928	74.170
3	5:50.604	1:44.040	72.664
4	7:32.508	1:41.904	74.187
5	9:09.647	1:37.139	77.827

10 28 Paul GARTLAND

SBKR Behind 5.991

Best Time 1:35.506 Best Speed 79.157 On 4 Gp

Lap	Elapsed Time	Lap Time	Lap Speed
1	2:16.612	2:16.612	55.339
2	4:07.646	1:51.034	68.087
3	5:44.707	1:37.061	77.889
4	7:20.213	1:35.506	79.157
5	8:59.247	1:39.034	76.337

14 43 Stephen DEGNAN

SBKR Behind 8.464

Best Time 1:37.979 Best Speed 77.159 On 3 Gp

Lap	Elapsed Time	Lap Time	Lap Speed
1	2:06.209	2:06.209	59.901
2	3:46.877	1:40.668	75.098
3	5:24.856	1:37.979	77.159
4	7:03.268	1:38.412	76.820
5	8:41.391	1:38.123	77.046

11 20 David LUMSDEN

SBKR Behind 6.041

Best Time 1:35.556 Best Speed 79.116 On 5 Gp

Lap	Elapsed Time	Lap Time	Lap Speed
1	2:15.978	2:15.978	55.597
2	3:57.661	1:41.683	74.349
3	5:34.008	1:36.347	78.466
4	7:12.330	1:38.322	76.890
5	8:47.886	1:35.556	79.116

15 27 Douglas SHEARER

SBKR Behind 9.000

Best Time 1:38.515 Best Speed 76.740 On 4 Gp

Lap	Elapsed Time	Lap Time	Lap Speed
1	2:25.949	2:25.949	51.799
2	4:07.371	1:41.422	74.540
3	5:49.837	1:42.466	73.781
4	7:28.352	1:38.515	76.740
5	9:07.882	1:39.530	75.957

12 26 Dennis BOOTH

SBKR Behind 6.526

Best Time 1:36.041 Best Speed 78.716 On 3 Gp

Lap	Elapsed Time	Lap Time	Lap Speed
1	2:16.989	2:16.989	55.187
2	3:55.999	1:39.010	76.356
3	5:32.040	1:36.041	78.716
4	7:09.359	1:37.319	77.683
5	8:45.694	1:36.335	78.476

16 25 Matthew REES

SBKR Behind 9.386

Best Time 1:38.901 Best Speed 76.440 On 5 Gp

Lap	Elapsed Time	Lap Time	Lap Speed
1	2:34.637	2:34.637	48.889
2	4:15.160	1:40.523	75.207
3	5:55.032	1:39.872	75.697
4	7:35.050	1:40.018	75.586
5	9:13.951	1:38.901	76.440

KDM HIRE COOKSTOWN 100

SUPERBIKE

Group A Qualifying

Friday, 29 April 2016

DETAILED RESULT



Qualifying Classification

Position

17 **8 Anthony McCOLGAN**

SBKR Behind **9.626**

Best Time **1:39.141** Best Speed **76.255** On **3** Gp

Lap	Elapsed Time	Lap Time	Lap Speed
1	1:51.600	1:51.600	67.742
2	3:32.265	1:40.665	75.101
3	5:11.406	1:39.141	76.255
4	6:51.236	1:39.830	75.729
5	8:33.499	1:42.263	73.927

Qualifying Classification

Position

21 **39 Jonathan GORMLEY**

SBKR Behind **14.826**

Best Time **1:44.341** Best Speed **72.455** On **4** Gp

Lap	Elapsed Time	Lap Time	Lap Speed
1	2:00.759	2:00.759	62.604
2	3:46.071	1:45.312	71.787
3	5:30.547	1:44.476	72.361
4	7:14.888	1:44.341	72.455
5	8:59.965	1:45.077	71.947

18 **12 David LEWIS**

SBKR Behind **11.436**

Best Time **1:40.951** Best Speed **74.888** On **4** Gp

Lap	Elapsed Time	Lap Time	Lap Speed
1	2:04.558	2:04.558	60.695
2	3:48.596	1:44.038	72.666
3	5:31.070	1:42.474	73.775
4	7:12.021	1:40.951	74.888
5	8:53.883	1:41.862	74.218

19 **15 Leon MURPHY**

SBKR Behind **12.347**

Best Time **1:41.862** Best Speed **74.218** On **5** Gp

Lap	Elapsed Time	Lap Time	Lap Speed
1	2:17.797	2:17.797	54.863
2	4:05.292	1:47.495	70.329
3	5:49.603	1:44.311	72.476
4	7:34.578	1:44.975	72.017
5	9:16.440	1:41.862	74.218

20 **48 Martin McGRATH**

SBKR Behind **12.394**

Best Time **1:41.909** Best Speed **74.184** On **5** Gp

Lap	Elapsed Time	Lap Time	Lap Speed
1	2:45.395	2:45.395	45.709
2	4:34.450	1:49.055	69.323
3	6:20.756	1:46.306	71.115
4	8:06.290	1:45.534	71.636
5	9:48.199	1:41.909	74.184

KDM HIRE COOKSTOWN 100

SUPERBIKE

Group B Qualifying


Friday, 29 April 2016



Pos	Class	No	Name	Machine / Sponsor	----- Best Lap -----			Laps	
					Time	Behind	Speed		
Qualifying Classification									
1	SBKR	82	Derek SHEILS	Suzuki - Cookstown BE Racing	1:25.955		87.953	3	5
2	SBKR	86	Derek McGEE	BMW - NW Racing	1:26.949	0.994	86.948	4	6
3	SBKR	65	Michael SWEENEY	Kawasaki - MJR Racing	1:27.551	1.596	86.350	4	5
4	SBKR	78	Dean CAMPBELL	Kawasaki 600	1:31.775	5.820	82.375	5	5
5	SBKR	75	Kevin FITZPATRICK	Kawasaki - Team Mongey Racing	1:31.931	5.976	82.236	5	5
6	SBKR	93	Paul CRANSTON	Suzuki - P & J Fuel Haulage	1:32.399	6.444	81.819	4	5
7	SBKR	61	John WALSH	BMW - Nolan Racing	1:32.462	6.507	81.763	2	3
8	SBKR	64	Stephen McKNIGHT	Honda	1:32.584	6.629	81.656	4	5
9	SBKR	72	Gareth KEYS	Kawasaki - Keys / Irwin	1:33.506	7.551	80.850	5	5
10	SBKR	68	Gareth EVANS	Suzuki 600 - Joe Evans Garage	1:34.229	8.274	80.230	4	5
11	SBKR	55	Scott CAMPBELL	Yamaha 600 - Ian Bell Motorcycles	1:34.823	8.868	79.727	5	5
12	SBKR	38	Paul WILLIAMS	BMW	1:35.477	9.522	79.181	5	5
13	SBKR	76	John HORGAN	Suzuki 750	1:37.027	11.072	77.916	3	5
14	SBKR	74	Tommy HENRY	Yamaha 600 - NJT Racing	1:37.233	11.278	77.751	3	5
15	SBKR	80	Phill ARCHER	Yamaha 600	1:37.845	11.890	77.265	5	5
16	SBKR	79	Vinny BRENNAN	Yamaha 600 - Network 2000	1:38.628	12.673	76.652	5	5
17	SBKR	187	Paul SWORDS	Suzuki 750	1:39.001	13.046	76.363	5	5
18	SBKR	57	Adrian LOGUE	Suzuki 750	1:47.237	21.282	70.498	4	4

Provisional result to be confirmed by the Stewards of the Meeting subject to completion of technical inspections & the time limit for protests

Page 1 / 1

Circuit	Orritor	Signed		Organising Club	Cookstown & District MCC
Length(miles)	2.1000		Chief Timekeeper	Qualifying Started	13:27
Weather	Sunny	Issued At:	13:40		
Track	Dry				



KDM HIRE COOKSTOWN 100

SUPERBIKE

Group B Qualifying

Friday, 29 April 2016

DETAILED RESULT



Qualifying Classification

Position

1 82 Derek SHEILS

SBKR		Behind	
Best Time	1:25.955	Best Speed	87.953 On 3 Gp
Lap	Elapsed Time	Lap Time	Lap Speed
1	2:01.784	2:01.784	62.077
2	3:29.641	1:27.857	86.049
3	4:55.596	1:25.955	87.953
4	6:26.061	1:30.465	83.568
5	7:52.252	1:26.191	87.712

2 86 Derek McGEE

SBKR		Behind	0.994
Best Time	1:26.949	Best Speed	86.948 On 4 Gp
Lap	Elapsed Time	Lap Time	Lap Speed
1	2:04.757	2:04.757	60.598
2	3:34.648	1:29.891	84.102
3	5:02.640	1:27.992	85.917
4	6:29.589	1:26.949	86.948
5	7:56.567	1:26.978	86.919
6	9:58.483	2:01.916	62.010

3 65 Michael SWEENEY

SBKR		Behind	1.596
Best Time	1:27.551	Best Speed	86.350 On 4 Gp
Lap	Elapsed Time	Lap Time	Lap Speed
1	2:07.602	2:07.602	59.247
2	3:37.759	1:30.157	83.854
3	5:05.379	1:27.620	86.282
4	6:32.930	1:27.551	86.350
5	8:02.593	1:29.663	84.316

4 78 Dean CAMPBELL

SBKR		Behind	5.820
Best Time	1:31.775	Best Speed	82.375 On 5 Gp
Lap	Elapsed Time	Lap Time	Lap Speed
1	2:10.673	2:10.673	57.854
2	3:44.115	1:33.442	80.906
3	5:17.366	1:33.251	81.072
4	6:49.674	1:32.308	81.900
5	8:21.449	1:31.775	82.375

Qualifying Classification

Position

5 75 Kevin FITZPATRICK

SBKR		Behind	5.976
Best Time	1:31.931	Best Speed	82.236 On 5 Gp
Lap	Elapsed Time	Lap Time	Lap Speed
1	2:31.869	2:31.869	49.780
2	4:10.845	1:38.976	76.382
3	5:47.545	1:36.700	78.180
4	7:21.137	1:33.592	80.776
5	8:53.068	1:31.931	82.236

6 93 Paul CRANSTON

SBKR		Behind	6.444
Best Time	1:32.399	Best Speed	81.819 On 4 Gp
Lap	Elapsed Time	Lap Time	Lap Speed
1	2:09.445	2:09.445	58.403
2	3:42.957	1:33.512	80.845
3	5:15.821	1:32.864	81.409
4	6:48.220	1:32.399	81.819
5	8:20.733	1:32.513	81.718

7 61 John WALSH

SBKR		Behind	6.507
Best Time	1:32.462	Best Speed	81.763 On 2 Gp
Lap	Elapsed Time	Lap Time	Lap Speed
1	2:22.140	2:22.140	53.187
2	3:54.602	1:32.462	81.763
3	5:28.490	1:33.888	80.521

8 64 Stephen McKNIGHT

SBKR		Behind	6.629
Best Time	1:32.584	Best Speed	81.656 On 4 Gp
Lap	Elapsed Time	Lap Time	Lap Speed
1	2:38.659	2:38.659	47.649
2	4:15.262	1:36.603	78.258
3	5:50.523	1:35.261	79.361
4	7:23.107	1:32.584	81.656
5	8:58.416	1:35.309	79.321



KDM HIRE COOKSTOWN 100

SUPERBIKE

Group B Qualifying

Friday, 29 April 2016

DETAILED RESULT



Qualifying Classification

Position

9 72 Gareth KEYS

SBKR Behind 7.551

Best Time 1:33.506 Best Speed 80.850 On 5 Gp

Lap	Elapsed Time	Lap Time	Lap Speed
1	2:44.126	2:44.126	46.062
2	4:24.198	1:40.072	75.546
3	5:59.894	1:35.696	79.000
4	7:33.915	1:34.021	80.408
5	9:07.421	1:33.506	80.850

Qualifying Classification

Position

13 76 John HORGAN

SBKR Behind 11.072

Best Time 1:37.027 Best Speed 77.916 On 3 Gp

Lap	Elapsed Time	Lap Time	Lap Speed
1	2:45.108	2:45.108	45.788
2	4:25.231	1:40.123	75.507
3	6:02.258	1:37.027	77.916
4	7:39.392	1:37.134	77.831
5	9:16.628	1:37.236	77.749

10 68 Gareth EVANS

SBKR Behind 8.274

Best Time 1:34.229 Best Speed 80.230 On 4 Gp

Lap	Elapsed Time	Lap Time	Lap Speed
1	2:37.321	2:37.321	48.055
2	4:28.090	1:50.769	68.250
3	6:05.301	1:37.211	77.769
4	7:39.530	1:34.229	80.230
5	9:15.854	1:36.324	78.485

14 74 Tommy HENRY

SBKR Behind 11.278

Best Time 1:37.233 Best Speed 77.751 On 3 Gp

Lap	Elapsed Time	Lap Time	Lap Speed
1	2:47.973	2:47.973	45.007
2	4:27.907	1:39.934	75.650
3	6:05.140	1:37.233	77.751
4	7:43.258	1:38.118	77.050
5	9:21.290	1:38.032	77.118

11 55 Scott CAMPBELL

SBKR Behind 8.868

Best Time 1:34.823 Best Speed 79.727 On 5 Gp

Lap	Elapsed Time	Lap Time	Lap Speed
1	2:32.401	2:32.401	49.606
2	4:24.618	1:52.217	67.369
3	6:00.895	1:36.277	78.523
4	7:38.908	1:38.013	77.133
5	9:13.731	1:34.823	79.727

15 80 Phill ARCHER

SBKR Behind 11.890

Best Time 1:37.845 Best Speed 77.265 On 5 Gp

Lap	Elapsed Time	Lap Time	Lap Speed
1	2:27.545	2:27.545	51.239
2	4:09.181	1:41.636	74.383
3	5:50.309	1:41.128	74.757
4	7:29.458	1:39.149	76.249
5	9:07.303	1:37.845	77.265

12 38 Paul WILLIAMS

SBKR Behind 9.522

Best Time 1:35.477 Best Speed 79.181 On 5 Gp

Lap	Elapsed Time	Lap Time	Lap Speed
1	2:28.938	2:28.938	50.759
2	4:09.965	1:41.027	74.831
3	5:47.176	1:37.211	77.769
4	7:22.676	1:35.500	79.162
5	8:58.153	1:35.477	79.181

16 79 Vinny BRENNAN

SBKR Behind 12.673

Best Time 1:38.628 Best Speed 76.652 On 5 Gp

Lap	Elapsed Time	Lap Time	Lap Speed
1	2:37.044	2:37.044	48.139
2	4:17.004	1:39.960	75.630
3	5:57.569	1:40.565	75.175
4	7:37.148	1:39.579	75.920
5	9:15.776	1:38.628	76.652

KDM HIRE COOKSTOWN 100

SUPERBIKE

Group B Qualifying

Friday, 29 April 2016

DETAILED RESULT



Qualifying Classification

Position

17 187 Paul SWORDS

SBKR Behind 13.046

Best Time 1:39.001 Best Speed 76.363 On 5 Gp

Lap	Elapsed Time	Lap Time	Lap Speed
1	2:36.799	2:36.799	48.215
2	4:19.744	1:42.945	73.437
3	5:59.594	1:39.850	75.714
4	7:38.669	1:39.075	76.306
5	9:17.670	1:39.001	76.363

18 57 Adrian LOGUE

SBKR Behind 21.282

Best Time 1:47.237 Best Speed 70.498 On 4 Gp

Lap	Elapsed Time	Lap Time	Lap Speed
1	2:40.907	2:40.907	46.984
2	4:33.066	1:52.159	67.404
3	6:21.354	1:48.288	69.814
4	8:08.591	1:47.237	70.498

KDM HIRE COOKSTOWN 100

SUPERBIKE

Group C Qualifying


Friday, 29 April 2016



Pos	Class	No	Name	Machine / Sponsor	----- Best Lap -----			On	Laps
					Time	Behind	Speed		
Qualifying Classification									
1	SBKR	111	Brian McCORMACK	Honda - TAG Racing	1:28.536		85.389	6	7
2	SBKR	109	Neil KERNOHAN	Kawasaki - Logan Racing	1:32.642	4.106	81.604	6	6
3	SBKR	97	Seamus ELLIOTT	Kawasaki	1:33.474	4.938	80.878	5	7
4	SBKR	116	Michael WELDON	Yamaha 600	1:34.771	6.235	79.771	5	6
5	SBKR	164	Stephen TOBIN	Yamaha 600	1:35.372	6.836	79.269	7	7
6	SBKR	115	Damian HORAN	Suzuki 750 - Horan Wood Flooring	1:36.128	7.592	78.645	6	7
7	SBKR	171	Brian COOMEY	Yamaha 600	1:36.655	8.119	78.216	6	6
8	SBKR	216	Mike NORBURY	Yamaha 600	1:38.056	9.520	77.099	6	6
9	SBKR	197	William HARA	Yamaha 600 - New Look Blinds	1:39.298	10.762	76.134	6	6
10	SBKR	126	Chris WATSON	Kawasaki 600	1:41.737	13.201	74.309	7	7
11	SBKR	110	Callum LAIDLAW	Kawasaki 600 - Dunlop Racing	1:45.010	16.474	71.993	2	2
12	SBKR	131	Robert CAIRNS	Suzuki	1:49.701	21.165	68.915	5	6
13	SBKR	179	James ROTHERY	Yamaha 600	1:53.146	24.610	66.816	2	3
14	SBKR	311	Allan BRODIE	Yamaha 600	2:23.209	54.673	52.790	1	2
15	SBKR	132	Shaun WYNNE	Kawasaki	2:43.585	1:15.049	46.215	1	1

Provisional result to be confirmed by the Stewards of the Meeting subject to completion of technical inspections & the time limit for protests

Page 1 / 1

Circuit	Orritor	Signed		Organising Club	Cookstown & District MCC
Length(miles)	2.1000		Chief Timekeeper	Qualifying Started	13:42
Weather	Sunny	Issued At:	14:03		
Track	Dry				



KDM HIRE COOKSTOWN 100

SUPERBIKE

Group C Qualifying

Friday, 29 April 2016

DETAILED RESULT



Qualifying Classification

Position

1 111 Brian McCORMACK

SBKR Behind 6 Gp
Best Time **1:28.536** Best Speed **85.389** On 6 Gp

Lap	Elapsed Time	Lap Time	Lap Speed
1	2:01.967	2:01.967	61.984
2	3:32.611	1:30.644	83.403
3	5:37.158	2:04.547	60.700
4	11:38.036	6:00.878	20.949
5	13:07.473	1:29.437	84.529
6	14:36.009	1:28.536	85.389
7	16:04.837	1:28.828	85.108

2 109 Neil KERNOHAN

SBKR Behind 6 Gp
Best Time **1:32.642** Best Speed **81.604** On 6 Gp

Lap	Elapsed Time	Lap Time	Lap Speed
1	2:32.684	2:32.684	49.514
2	4:13.470	1:40.786	75.010
3	11:47.129	7:33.659	16.664
4	13:21.213	1:34.084	80.354
5	14:54.011	1:32.798	81.467
6	16:26.653	1:32.642	81.604

3 97 Seamus ELLIOTT

SBKR Behind 5 Gp
Best Time **1:33.474** Best Speed **80.878** On 5 Gp

Lap	Elapsed Time	Lap Time	Lap Speed
1	2:11.568	2:11.568	57.461
2	3:46.913	1:35.345	79.291
3	5:35.987	1:49.074	69.311
4	12:47.752	7:11.765	17.510
5	14:21.226	1:33.474	80.878
6	15:55.310	1:34.084	80.354
7	17:30.612	1:35.302	79.327

4 116 Michael WELDON

SBKR Behind 5 Gp
Best Time **1:34.771** Best Speed **79.771** On 5 Gp

Lap	Elapsed Time	Lap Time	Lap Speed
1	2:34.694	2:34.694	48.871
2	4:16.581	1:41.887	74.200
3	11:35.191	7:18.610	17.236
4	13:13.634	1:38.443	76.796
5	14:48.405	1:34.771	79.771
6	16:23.392	1:34.987	79.590

Qualifying Classification

Position

5 164 Stephen TOBIN

SBKR Behind 7 Gp
Best Time **1:35.372** Best Speed **79.269** On 7 Gp

Lap	Elapsed Time	Lap Time	Lap Speed
1	2:18.389	2:18.389	54.629
2	3:55.484	1:37.095	77.862
3	6:22.265	2:26.781	51.505
4	12:07.606	5:45.341	21.891
5	13:48.637	1:41.031	74.829
6	15:26.846	1:38.209	76.979
7	17:02.218	1:35.372	79.269

6 115 Damian HORAN

SBKR Behind 6 Gp
Best Time **1:36.128** Best Speed **78.645** On 6 Gp

Lap	Elapsed Time	Lap Time	Lap Speed
1	2:21.104	2:21.104	53.578
2	3:58.224	1:37.120	77.842
3	6:24.631	2:26.407	51.637
4	12:05.037	5:40.406	22.209
5	13:42.705	1:37.668	77.405
6	15:18.833	1:36.128	78.645
7	16:55.053	1:36.220	78.570

7 171 Brian COOMEY

SBKR Behind 6 Gp
Best Time **1:36.655** Best Speed **78.216** On 6 Gp

Lap	Elapsed Time	Lap Time	Lap Speed
1	2:30.640	2:30.640	50.186
2	4:11.836	1:41.196	74.707
3	11:40.293	7:28.457	16.858
4	13:20.016	1:39.723	75.810
5	15:01.325	1:41.309	74.623
6	16:37.980	1:36.655	78.216

8 216 Mike NORBURY

SBKR Behind 6 Gp
Best Time **1:38.056** Best Speed **77.099** On 6 Gp

Lap	Elapsed Time	Lap Time	Lap Speed
1	2:34.542	2:34.542	48.919
2	4:16.259	1:41.717	74.324
3	11:41.571	7:25.312	16.977
4	13:21.089	1:39.518	75.966
5	14:59.463	1:38.374	76.850
6	16:37.519	1:38.056	77.099

KDM HIRE COOKSTOWN 100

SUPERBIKE

Group C Qualifying

Friday, 29 April 2016

DETAILED RESULT



Qualifying Classification

Position

9 197 William HARA

SBKR Behind 10.762

Best Time 1:39.298 Best Speed 76.134 On 6 Gp

Lap	Elapsed Time	Lap Time	Lap Speed
1	2:27.352	2:27.352	51.306
2	4:17.449	1:50.097	68.667
3	12:02.758	7:45.309	16.247
4	13:48.489	1:45.731	71.502
5	15:28.871	1:40.382	75.312
6	17:08.169	1:39.298	76.134

10 126 Chris WATSON

SBKR Behind 13.201

Best Time 1:41.737 Best Speed 74.309 On 7 Gp

Lap	Elapsed Time	Lap Time	Lap Speed
1	2:12.438	2:12.438	57.083
2	3:55.331	1:42.893	73.474
3	6:23.504	2:28.173	51.021
4	12:08.567	5:45.063	21.909
5	13:51.744	1:43.177	73.272
6	15:33.841	1:42.097	74.047
7	17:15.578	1:41.737	74.309

11 110 Callum LAIDLAW

SBKR Behind 16.474

Best Time 1:45.010 Best Speed 71.993 On 2 Gp

Lap	Elapsed Time	Lap Time	Lap Speed
1	2:34.151	2:34.151	49.043
2	4:19.161	1:45.010	71.993

12 131 Robert CAIRNS

SBKR Behind 21.165

Best Time 1:49.701 Best Speed 68.915 On 5 Gp

Lap	Elapsed Time	Lap Time	Lap Speed
1	2:25.837	2:25.837	51.839
2	4:16.376	1:50.539	68.392
3	12:13.839	7:57.463	15.834
4	14:12.546	1:58.707	63.686
5	16:02.247	1:49.701	68.915
6	17:53.608	1:51.361	67.887

Qualifying Classification

Position

13 179 James ROTHERY

SBKR Behind 24.610

Best Time 1:53.146 Best Speed 66.816 On 2 Gp

Lap	Elapsed Time	Lap Time	Lap Speed
1	2:50.050	2:50.050	44.458
2	4:43.196	1:53.146	66.816
3	11:59.084	7:15.888	17.344

14 311 Allan BRODIE

SBKR Behind 54.673

Best Time 2:23.209 Best Speed 52.790 On 1 Gp

Lap	Elapsed Time	Lap Time	Lap Speed
1	2:23.209	2:23.209	52.790
2	8:14.205	5:50.996	21.539

15 132 Shaun WYNNE

SBKR Behind 1:15.049

Best Time 2:43.585 Best Speed 46.215 On 1 Gp

Lap	Elapsed Time	Lap Time	Lap Speed
1	2:43.585	2:43.585	46.215

KDM HIRE COOKSTOWN 100


SUPERBIKE

SUPERBIKE COMBINED



Pos	Class	No	Name	-----Best Time / Qual Laps-----				Overall Best Time / Speed /	
				Session A	Session B	Session C	Session D	Total Qual Laps	
1	SBKR	82	Derek SHEILS	-----	1:25.955	-----	-----	1:25.955	87.953
2	SBKR	86	Derek McGEE	-----	1:26.949	-----	-----	1:26.949	86.948
3	SBKR	65	Michael SWEENEY	-----	1:27.551	-----	-----	1:27.551	86.350
4	SBKR	111	Brian McCORMACK	-----	-----	1:28.536	-----	1:28.536	85.389
5	SBKR	6	William DUNLOP	1:29.515	-----	-----	-----	1:29.515	84.455
6	SBKR	4	M MITCHELL THOMAS	1:30.010	-----	-----	-----	1:30.010	83.991
7	SBKR	7	Dan KNEEN	1:31.000	-----	-----	-----	1:31.000	83.077
8	SBKR	78	Dean CAMPBELL	-----	1:31.775	-----	-----	1:31.775	82.375
9	SBKR	75	Kevin FITZPATRICK	-----	1:31.931	-----	-----	1:31.931	82.236
10	SBKR	22	Paul JORDAN	1:32.088	-----	-----	-----	1:32.088	82.095
11	SBKR	93	Paul CRANSTON	-----	1:32.399	-----	-----	1:32.399	81.819
12	SBKR	61	John WALSH	-----	1:32.462	-----	-----	1:32.462	81.763
13	SBKR	64	Stephen McKNIGHT	-----	1:32.584	-----	-----	1:32.584	81.656
14	SBKR	109	Neil KERNOHAN	-----	-----	1:32.642	-----	1:32.642	81.604
15	SBKR	24	Graham KENNEDY	1:33.091	-----	-----	-----	1:33.091	81.211
16	SBKR	52	James COWTON	1:33.103	-----	-----	-----	1:33.103	81.200
17	SBKR	5	Thomas MAXWELL	1:33.436	-----	-----	-----	1:33.436	80.911
18	SBKR	97	Seamus ELLIOTT	-----	-----	1:33.474	-----	1:33.474	80.878
19	SBKR	72	Gareth KEYS	-----	1:33.506	-----	-----	1:33.506	80.850
20	SBKR	23	Michal DOKOUPIL	1:33.544	-----	-----	-----	1:33.544	80.818
21	SBKR	68	Gareth EVANS	-----	1:34.229	-----	-----	1:34.229	80.230
22	SBKR	53	Rob BARBER	1:34.291	-----	-----	-----	1:34.291	80.177
23	SBKR	116	Michael WELDON	-----	-----	1:34.771	-----	1:34.771	79.771
24	SBKR	55	Scott CAMPBELL	-----	1:34.823	-----	-----	1:34.823	79.727
25	SBKR	164	Stephen TOBIN	-----	-----	1:35.372	-----	1:35.372	79.269
26	SBKR	38	Paul WILLIAMS	-----	1:35.477	-----	-----	1:35.477	79.181
27	SBKR	28	Paul GARTLAND	1:35.506	-----	-----	-----	1:35.506	79.157
28	SBKR	20	David LUMSDEN	1:35.556	-----	-----	-----	1:35.556	79.116
29	SBKR	26	Dennis BOOTH	1:36.041	-----	-----	-----	1:36.041	78.716
30	SBKR	115	Damian HORAN	-----	-----	1:36.128	-----	1:36.128	78.645
31	SBKR	171	Brian COOMEY	-----	-----	1:36.655	-----	1:36.655	78.216
32	SBKR	76	John HORGAN	-----	1:37.027	-----	-----	1:37.027	77.916
33	SBKR	44	Andrew SELLARS	1:37.139	-----	-----	-----	1:37.139	77.827
34	SBKR	74	Tommy HENRY	-----	1:37.233	-----	-----	1:37.233	77.751
35	SBKR	80	Phill ARCHER	-----	1:37.845	-----	-----	1:37.845	77.265
36	SBKR	43	Stephen DEGNAN	1:37.979	-----	-----	-----	1:37.979	77.159
37	SBKR	216	Mike NORBURY	-----	-----	1:38.056	-----	1:38.056	77.099
38	SBKR	27	Douglas SHEARER	1:38.515	-----	-----	-----	1:38.515	76.740
39	SBKR	79	Vinny BRENNAN	-----	1:38.628	-----	-----	1:38.628	76.652
40	SBKR	25	Matthew REES	1:38.901	-----	-----	-----	1:38.901	76.440
41	SBKR	187	Paul SWORDS	-----	1:39.001	-----	-----	1:39.001	76.363
42	SBKR	8	Anthony McCOLGAN	1:39.141	-----	-----	-----	1:39.141	76.255
43	SBKR	197	William HARA	-----	-----	1:39.298	-----	1:39.298	76.134
44	SBKR	12	David LEWIS	1:40.951	-----	-----	-----	1:40.951	74.888
45	SBKR	126	Chris WATSON	-----	-----	1:41.737	-----	1:41.737	74.309
46	SBKR	15	Leon MURPHY	1:41.862	-----	-----	-----	1:41.862	74.218
47	SBKR	48	Martin McGRATH	1:41.909	-----	-----	-----	1:41.909	74.184
48	SBKR	39	Jonathan GORMLEY	1:44.341	-----	-----	-----	1:44.341	72.455
49	SBKR	110	Callum LAIDLAW	-----	-----	1:45.010	-----	1:45.010	71.993
50	SBKR	57	Adrian LOGUE	-----	1:47.237	-----	-----	1:47.237	70.498
51	SBKR	131	Robert CAIRNS	-----	-----	1:49.701	-----	1:49.701	68.915
52	SBKR	179	James ROTHERY	-----	-----	1:53.146	-----	1:53.146	66.816
53	SBKR	311	Allan BRODIE	-----	-----	2:23.209	-----	2:23.209	52.790
54	SBKR	132	Shaun WYNNE	-----	-----	2:43.585	-----	2:43.585	46.215

Provisional result to be confirmed by the Stewards of the Meeting subject to completion of technical inspections & the time limit for protests

Circuit	Orritor	Signed	 Chief Timekeeper	Organising Club	Cookstown & District MCC
Length(miles)	2.1000	Issued At:			
Weather					
Track					



KDM HIRE COOKSTOWN 100

SUPERBIKE

Orritor 2.100 miles


R1: The Royal Hotel Open A

30/04/2016 10:30

Race (7 Laps)

RACE 1 - OPEN A

11	53 A	116 B	
10	72 A	23 B	68 C
9	52 A	5 B	97 C
8			
7	109 A	24 B	
6	93 A	61 B	64 C
5	78 A	75 B	22 C
4			
3	7 A		
2	111 A	6 B	4 C
1	82 A POLE POSITION	86 B	65 C



Promoted by Cookstown and District Motorcycle Club

Orbits

Provisional result to be confirmed by the Stewards of the Meeting subject to the completion of technical inspections and the time limit for protests.

MCUI (Ulster Centre) Timing @ www.elaps-timing.com



Ride on
Delta
Seven

KDM HIRE COOKSTOWN 100

SUPERBIKE

Orritor 2.100 miles


R11: KDM Hire Cookstown 100 A

30/04/2016 14:40

Race (8 Laps)

RACE 11 - COOKSTOWN 100 A

11	55 A	164 B	
10	72 A	23 B	53 C
9	52 A	5 B	97 C
8			
7	109 A	24 B	
6	93 A	61 B	64 C
5	78 A	75 B	22 C
4			
3	7 A		
2	111 A	6 B	4 C
1	82 A POLE POSITION	86 B	65 C



Promoted by Cookstown and District Motorcycle Club

Orbits

Provisional result to be confirmed by the Stewards of the Meeting subject to the completion of technical inspections and the time limit for protests.

MCUI (Ulster Centre) Timing @ www.elaps-timing.com



Ride on
Delta
Seven

KDM HIRE COOKSTOWN 100

SUPERBIKE

Race 3 - The Royal Hotel Open A

Saturday, 30 April 2016



Pos	Class	No	Name	Machine / Sponsor	Gp	Lap	Total Time	Behind	Speed	-----Best Lap----- Time Speed On	
-----	-------	----	------	-------------------	----	-----	------------	--------	-------	-------------------------------------	--

Race Classification


1	SBKR	82	Derek SHEILS	Suzuki - Cookstown BE Racing	a	6	8:36.717		87.785	1:24.513	89.454	5
2	SBKR	86	Derek McGEE	BMW - NW Racing	a	6	8:41.838	5.121	86.924	1:24.912	89.033	4
3	SBKR	4	M MITCHELL THOMAS	Suzuki - Cookstown BE Racing	a	6	8:46.397	9.680	86.171	1:25.948	87.960	3
4	SBKR	7	Dan KNEEN	Yamaha - Mar-Train Racing	a	6	8:46.674	9.957	86.125	1:26.452	87.447	3
5	SBKR	111	Brian McCORMACK	Honda - TAG Racing	a	6	8:48.837	12.120	85.773	1:26.604	87.294	3
6	SBKR	6	William DUNLOP	Kawasaki - MSS Colchester	a	6	8:49.652	12.935	85.641	1:25.856	88.054	5
7	SBKR	97	Seamus ELLIOTT	Kawasaki	a	6	9:00.523	23.806	83.919	1:28.407	85.514	5
8	SBKR	61	John WALSH	BMW - Nolan Racing	b	6	9:07.355	30.638	82.871	1:29.528	84.443	5
9	SBKR	52	James COWTON	Honda 600 - Cowton Racing by Radcliffe's	b	6	9:07.449	30.732	82.857	1:29.150	84.801	2
10	SBKR	75	Kevin FITZPATRICK	Kawasaki - Team Mongey Racing	b	6	9:13.137	36.420	82.005	1:30.148	83.862	5
11	SBKR	53	Rob BARBER	Yamaha - PRB Racing	c	6	9:16.545	39.828	81.503	1:30.969	83.105	6
12	SBKR	72	Gareth KEYS	Kawasaki - Keys / Irwin	c	6	9:16.935	40.218	81.446	1:30.753	83.303	6
13	SBKR	5	Thomas MAXWELL	Yamaha 600	c	6	9:18.251	41.534	81.254	1:31.455	82.664	6
14	SBKR	116	Michael WELDON	Yamaha 600	c	6	9:19.543	42.826	81.066	1:31.087	82.998	5
15	SBKR	64	Stephen McKNIGHT	Honda	b	6	9:19.977	43.260	81.003	1:31.509	82.615	4
16	SBKR	68	Gareth EVANS	Suzuki 600 - Joe Evans Garage	a	6	9:20.683	43.966	80.901	1:32.048	82.131	3
17	SBKR	93	Paul CRANSTON	Suzuki - P & J Fuel Haulage	b	6	9:25.246	48.529	80.248	1:32.841	81.430	5
18	SBKR	24	Graham KENNEDY	Yamaha 600 - Patsy Kennedy	b	6	9:25.465	48.748	80.217	1:32.556	81.680	4

Fastest Lap

SBKR	82	Derek SHEILS	Suzuki - Cookstown BE Racing	1:24.513	89.454	5
------	----	--------------	------------------------------	----------	--------	---

Provisional result to be confirmed by the Stewards of the Meeting subject to completion of technical inspections & the time limit for protests

Page 1 / 1

Circuit	Orritor	Signed	 Chief Timekeeper	Organising Club	Cookstown & District MCC
Length(miles)	2.1000			Race Started	12:25
Weather	Sunny			Gp Time Diff - b	12.22 / c 25.27
Track	Dry	Issued At:	12:39		




KDM HIRE COOKSTOWN 100

SUPERBIKE

Race 3 - The Royal Hotel Open A

Saturday, 30 April 2016

DETAILED RESULT



Race Classification

1 82 Derek SHEILS

Total Time **8:36.717** Avg Speed **87.785** Behind
Best Time **1:24.513** Best Speed **89.454** On **5** Gp **a**

Lap	Elapsed Time	Lap Time	Lap Speed
1	1:30.740	1:30.740	83.315
2	2:56.770	1:26.030	87.876
3	4:22.122	1:25.352	88.574
4	5:46.846	1:24.724	89.231
5	7:11.359	1:24.513	89.454
6	8:36.717	1:25.358	88.568

2 86 Derek McGEE

Total Time **8:41.838** Avg Speed **86.924** Behind **5.121**
Best Time **1:24.912** Best Speed **89.033** On **4** Gp **a**

Lap	Elapsed Time	Lap Time	Lap Speed
1	1:31.846	1:31.846	82.312
2	2:57.545	1:25.699	88.216
3	4:23.076	1:25.531	88.389
4	5:47.988	1:24.912	89.033
5	7:13.741	1:25.753	88.160
6	8:41.838	1:28.097	85.814

3 4 M MITCHELL THOMAS

Total Time **8:46.397** Avg Speed **86.171** Behind **9.680**
Best Time **1:25.948** Best Speed **87.960** On **3** Gp **a**

Lap	Elapsed Time	Lap Time	Lap Speed
1	1:32.534	1:32.534	81.700
2	2:58.953	1:26.419	87.481
3	4:24.901	1:25.948	87.960
4	5:51.857	1:26.956	86.941
5	7:19.818	1:27.961	85.947
6	8:46.397	1:26.579	87.319

4 7 Dan KNEEN

Total Time **8:46.674** Avg Speed **86.125** Behind **9.957**
Best Time **1:26.452** Best Speed **87.447** On **3** Gp **a**

Lap	Elapsed Time	Lap Time	Lap Speed
1	1:31.977	1:31.977	82.194
2	2:59.978	1:28.001	85.908
3	4:26.430	1:26.452	87.447
4	5:53.147	1:26.717	87.180
5	7:20.067	1:26.920	86.977
6	8:46.674	1:26.607	87.291

Race Classification

5 111 Brian McCORMACK

Total Time **8:48.837** Avg Speed **85.773** Behind **12.120**
Best Time **1:26.604** Best Speed **87.294** On **3** Gp **a**

Lap	Elapsed Time	Lap Time	Lap Speed
1	1:34.123	1:34.123	80.320
2	3:01.187	1:27.064	86.833
3	4:27.791	1:26.604	87.294
4	5:54.686	1:26.895	87.002
5	7:21.825	1:27.139	86.758
6	8:48.837	1:27.012	86.885

6 6 William DUNLOP

Total Time **8:49.652** Avg Speed **85.641** Behind **12.935**
Best Time **1:25.856** Best Speed **88.054** On **5** Gp **a**

Lap	Elapsed Time	Lap Time	Lap Speed
1	1:33.515	1:33.515	80.843
2	3:02.852	1:29.337	84.623
3	4:29.684	1:26.832	87.065
4	5:56.423	1:26.739	87.158
5	7:22.279	1:25.856	88.054
6	8:49.652	1:27.373	86.526

7 97 Seamus ELLIOTT

Total Time **9:00.523** Avg Speed **83.919** Behind **23.806**
Best Time **1:28.407** Best Speed **85.514** On **5** Gp **a**

Lap	Elapsed Time	Lap Time	Lap Speed
1	2:00.432	2:00.432	62.774
2	3:29.244	1:28.812	85.124
3	4:58.557	1:29.313	84.646
4	6:27.545	1:28.988	84.955
5	7:55.952	1:28.407	85.514
6	9:25.793	1:29.841	84.149

8 61 John WALSH

Total Time **9:07.355** Avg Speed **82.871** Behind **30.638**
Best Time **1:29.528** Best Speed **84.443** On **5** Gp **b**

Lap	Elapsed Time	Lap Time	Lap Speed
1	1:35.826	1:35.826	78.893
2	3:06.702	1:30.876	83.190
3	4:37.608	1:30.906	83.163
4	6:07.850	1:30.242	83.775
5	7:37.378	1:29.528	84.443
6	9:07.355	1:29.977	84.021


KDM HIRE COOKSTOWN 100

SUPERBIKE

Race 3 - The Royal Hotel Open A

Saturday, 30 April 2016

DETAILED RESULT



Race Classification

9 52 James COWTON

Total Time **9:07.449** Avg Speed **82.857** Behind **30.732**

Best Time **1:29.150** Best Speed **84.801** On **2** Gp **b**

Lap	Elapsed Time	Lap Time	Lap Speed
1	1:37.113	1:37.113	77.847
2	3:06.263	1:29.150	84.801
3	4:37.783	1:31.520	82.605
4	6:07.944	1:30.161	83.850
5	7:37.461	1:29.517	84.453
6	9:07.449	1:29.988	84.011

Race Classification

13 5 Thomas MAXWELL

Total Time **9:18.251** Avg Speed **81.254** Behind **41.534**

Best Time **1:31.455** Best Speed **82.664** On **6** Gp **c**

Lap	Elapsed Time	Lap Time	Lap Speed
1	1:37.474	1:37.474	77.559
2	3:09.517	1:32.043	82.136
3	4:42.550	1:33.033	81.261
4	6:14.969	1:32.419	81.801
5	7:46.796	1:31.827	82.329
6	9:18.251	1:31.455	82.664

10 75 Kevin FITZPATRICK

Total Time **9:13.137** Avg Speed **82.005** Behind **36.420**

Best Time **1:30.148** Best Speed **83.862** On **5** Gp **b**

Lap	Elapsed Time	Lap Time	Lap Speed
1	1:38.959	1:38.959	76.395
2	3:10.965	1:32.006	82.169
3	4:42.126	1:31.161	82.930
4	6:12.824	1:30.698	83.354
5	7:42.972	1:30.148	83.862
6	9:13.137	1:30.165	83.846

14 116 Michael WELDON

Total Time **9:19.543** Avg Speed **81.066** Behind **42.826**

Best Time **1:31.087** Best Speed **82.998** On **5** Gp **c**

Lap	Elapsed Time	Lap Time	Lap Speed
1	1:40.836	1:40.836	74.973
2	3:13.738	1:32.902	81.376
3	4:45.021	1:31.283	82.819
4	6:17.194	1:32.173	82.020
5	7:48.281	1:31.087	82.998
6	9:19.543	1:31.262	82.838

11 53 Rob BARBER

Total Time **9:16.545** Avg Speed **81.503** Behind **39.828**

Best Time **1:30.969** Best Speed **83.105** On **6** Gp **c**

Lap	Elapsed Time	Lap Time	Lap Speed
1	1:39.579	1:39.579	75.920
2	3:10.862	1:31.283	82.819
3	4:42.925	1:32.063	82.118
4	6:14.236	1:31.311	82.794
5	7:45.576	1:31.340	82.768
6	9:16.545	1:30.969	83.105

15 64 Stephen McKNIGHT

Total Time **9:19.977** Avg Speed **81.003** Behind **43.260**

Best Time **1:31.509** Best Speed **82.615** On **4** Gp **b**

Lap	Elapsed Time	Lap Time	Lap Speed
1	1:39.494	1:39.494	75.984
2	3:11.277	1:31.783	82.368
3	4:44.538	1:33.261	81.063
4	6:16.047	1:31.509	82.615
5	7:47.785	1:31.738	82.409
6	9:19.977	1:32.192	82.003

12 72 Gareth KEYS

Total Time **9:16.935** Avg Speed **81.446** Behind **40.218**

Best Time **1:30.753** Best Speed **83.303** On **6** Gp **c**

Lap	Elapsed Time	Lap Time	Lap Speed
1	1:38.527	1:38.527	76.730
2	3:10.298	1:31.771	82.379
3	4:41.798	1:31.500	82.623
4	6:13.670	1:31.872	82.288
5	7:46.182	1:32.512	81.719
6	9:16.935	1:30.753	83.303

16 68 Gareth EVANS

Total Time **9:20.683** Avg Speed **80.901** Behind **43.966**

Best Time **1:32.048** Best Speed **82.131** On **3** Gp **a**

Lap	Elapsed Time	Lap Time	Lap Speed
1	2:04.304	2:04.304	60.819
2	3:36.782	1:32.478	81.749
3	5:08.830	1:32.048	82.131
4	6:40.995	1:32.165	82.027
5	8:13.131	1:32.136	82.053
6	9:45.953	1:32.822	81.446


KDM HIRE COOKSTOWN 100

SUPERBIKE

Race 3 - The Royal Hotel Open A

Saturday, 30 April 2016

DETAILED RESULT



Race Classification

17 93 Paul CRANSTON

Total Time **9:25.246** Avg Speed **80.248** Behind **48.529**

Best Time **1:32.841** Best Speed **81.430** On **5** Gp **b**

Lap	Elapsed Time	Lap Time	Lap Speed
1	1:37.524	1:37.524	77.519
2	3:10.753	1:33.229	81.091
3	4:44.110	1:33.357	80.979
4	6:18.625	1:34.515	79.987
5	7:51.466	1:32.841	81.430
6	9:25.246	1:33.780	80.614

18 24 Graham KENNEDY

Total Time **9:25.465** Avg Speed **80.217** Behind **48.748**

Best Time **1:32.556** Best Speed **81.680** On **4** Gp **b**

Lap	Elapsed Time	Lap Time	Lap Speed
1	1:40.511	1:40.511	75.216
2	3:13.245	1:32.734	81.523
3	4:46.191	1:32.946	81.338
4	6:18.747	1:32.556	81.680
5	7:51.848	1:33.101	81.202
6	9:25.465	1:33.617	80.755

KDM HIRE COOKSTOWN 100

SUPERBIKE

Race 3 - The Royal Hotel Open A

LAP CHART



1					3					5				
No	Name	Gp	Time of Day	Lap Time	No	Name	Gp	Time of Day	Lap Time	No	Name	Gp	Time of Day	Lap Time
82	Derek SHEILS	a	12:27:12.132	1:30.740	82	Derek SHEILS	a	12:30:03.514	1:25.352	82	Derek SHEILS	a	12:32:52.751	1:24.513
86	Derek McGEE	a	12:27:13.238	1:31.846	86	Derek McGEE	a	12:30:04.468	1:25.531	86	Derek McGEE	a	12:32:55.133	1:25.753
7	Dan KNEEN	a	12:27:13.369	1:31.977	4	M MITCHELL THOMAS	a	12:30:06.293	1:25.948	4	M MITCHELL THOMAS	a	12:33:01.210	1:27.961
4	M MITCHELL THOMAS	a	12:27:13.926	1:32.534	7	Dan KNEEN	a	12:30:07.822	1:26.452	7	Dan KNEEN	a	12:33:01.459	1:26.920
6	William DUNLOP	a	12:27:14.907	1:33.515	111	Brian McCORMACK	a	12:30:09.183	1:26.604	111	Brian McCORMACK	a	12:33:03.217	1:27.139
111	Brian McCORMACK	a	12:27:15.515	1:34.123	6	William DUNLOP	a	12:30:11.076	1:26.832	6	William DUNLOP	a	12:33:03.671	1:25.856
61	John WALSH	b	12:27:17.218	1:35.826	61	John WALSH	b	12:30:19.000	1:30.906	61	John WALSH	b	12:33:18.770	1:29.528
52	James COWTON	b	12:27:18.505	1:37.113	52	James COWTON	b	12:30:19.175	1:31.520	52	James COWTON	b	12:33:18.853	1:29.517
5	Thomas MAXWELL	c	12:27:18.866	1:37.474	72	Gareth KEYS	c	12:30:23.190	1:31.500	75	Kevin FITZPATRICK	b	12:33:24.364	1:30.148
93	Paul CRANSTON	b	12:27:18.916	1:37.524	75	Kevin FITZPATRICK	b	12:30:23.518	1:31.161	53	Rob BARBER	c	12:33:26.968	1:31.340
72	Gareth KEYS	c	12:27:19.919	1:38.527	5	Thomas MAXWELL	c	12:30:23.942	1:33.033	72	Gareth KEYS	c	12:33:27.574	1:32.512
75	Kevin FITZPATRICK	b	12:27:20.351	1:38.959	53	Rob BARBER	c	12:30:24.317	1:32.063	5	Thomas MAXWELL	c	12:33:28.188	1:31.827
64	Stephen McKNIGHT	b	12:27:20.886	1:39.494	93	Paul CRANSTON	b	12:30:25.502	1:33.357	64	Stephen McKNIGHT	b	12:33:29.177	1:31.738
53	Rob BARBER	c	12:27:20.971	1:39.579	64	Stephen McKNIGHT	b	12:30:25.930	1:33.261	116	Michael WELDON	c	12:33:29.673	1:31.087
24	Graham KENNEDY	b	12:27:21.903	1:40.511	116	Michael WELDON	c	12:30:26.413	1:31.283	93	Paul CRANSTON	b	12:33:32.858	1:32.841
116	Michael WELDON	c	12:27:22.228	1:40.836	24	Graham KENNEDY	b	12:30:27.583	1:32.946	24	Graham KENNEDY	b	12:33:33.240	1:33.101
97	Seamus ELLIOTT	a	12:27:41.824	2:00.432	97	Seamus ELLIOTT	a	12:30:39.949	1:29.313	97	Seamus ELLIOTT	a	12:33:37.344	1:28.407
68	Gareth EVANS	a	12:27:45.696	2:04.304	68	Gareth EVANS	a	12:30:50.222	1:32.048	68	Gareth EVANS	a	12:33:54.523	1:32.136

2					4					6				
No	Name	Gp	Time of Day	Lap Time	No	Name	Gp	Time of Day	Lap Time	No	Name	Gp	Time of Day	Lap Time
82	Derek SHEILS	a	12:28:38.162	1:26.030	82	Derek SHEILS	a	12:31:28.238	1:24.724	82	Derek SHEILS	a	12:34:18.109	1:25.358
86	Derek McGEE	a	12:28:38.937	1:25.699	86	Derek McGEE	a	12:31:29.380	1:24.912	86	Derek McGEE	a	12:34:23.230	1:28.097
4	M MITCHELL THOMAS	a	12:28:40.345	1:26.419	4	M MITCHELL THOMAS	a	12:31:33.249	1:26.956	4	M MITCHELL THOMAS	a	12:34:27.789	1:26.579
7	Dan KNEEN	a	12:28:41.370	1:28.001	7	Dan KNEEN	a	12:31:34.539	1:26.717	7	Dan KNEEN	a	12:34:28.066	1:26.607
111	Brian McCORMACK	a	12:28:42.579	1:27.064	111	Brian McCORMACK	a	12:31:36.078	1:26.895	111	Brian McCORMACK	a	12:34:30.229	1:27.012
6	William DUNLOP	a	12:28:44.244	1:29.337	6	William DUNLOP	a	12:31:37.815	1:26.739	6	William DUNLOP	a	12:34:31.044	1:27.373
52	James COWTON	b	12:28:47.655	1:29.150	61	John WALSH	b	12:31:49.242	1:30.242	61	John WALSH	b	12:34:48.747	1:29.977
61	John WALSH	b	12:28:48.094	1:30.876	52	James COWTON	b	12:31:49.336	1:30.161	52	James COWTON	b	12:34:48.841	1:29.988
5	Thomas MAXWELL	c	12:28:50.909	1:32.043	75	Kevin FITZPATRICK	b	12:31:54.216	1:30.698	75	Kevin FITZPATRICK	b	12:34:54.529	1:30.165
72	Gareth KEYS	c	12:28:51.690	1:31.771	72	Gareth KEYS	c	12:31:55.062	1:31.872	53	Rob BARBER	c	12:34:57.937	1:30.969
93	Paul CRANSTON	b	12:28:52.145	1:33.229	53	Rob BARBER	c	12:31:55.628	1:31.311	72	Gareth KEYS	c	12:34:58.327	1:30.753
53	Rob BARBER	c	12:28:52.254	1:31.283	5	Thomas MAXWELL	c	12:31:56.361	1:32.419	5	Thomas MAXWELL	c	12:34:59.643	1:31.455
75	Kevin FITZPATRICK	b	12:28:52.357	1:32.006	64	Stephen McKNIGHT	b	12:31:57.439	1:31.509	116	Michael WELDON	c	12:35:00.935	1:31.262
64	Stephen McKNIGHT	b	12:28:52.669	1:31.783	116	Michael WELDON	c	12:31:58.586	1:32.173	64	Stephen McKNIGHT	b	12:35:01.369	1:32.192
24	Graham KENNEDY	b	12:28:54.637	1:32.734	93	Paul CRANSTON	b	12:32:00.017	1:34.515	93	Paul CRANSTON	b	12:35:06.638	1:33.780
116	Michael WELDON	c	12:28:55.130	1:32.902	24	Graham KENNEDY	b	12:32:00.139	1:32.556	24	Graham KENNEDY	b	12:35:06.857	1:33.617
97	Seamus ELLIOTT	a	12:29:10.636	1:28.812	97	Seamus ELLIOTT	a	12:32:08.937	1:28.988	97	Seamus ELLIOTT	a	12:35:07.185	1:29.841
68	Gareth EVANS	a	12:29:18.174	1:32.478	68	Gareth EVANS	a	12:32:22.387	1:32.165	68	Gareth EVANS	a	12:35:27.345	1:32.822

KDM HIRE COOKSTOWN 100

SUPERBIKE

Race 13 - KDM Hire Cookstown 100 A

Saturday, 30 April 2016



Pos	Class	No	Name	Machine / Sponsor	Gp	Lap	Total Time	Behind	Speed	-----Best Lap-----		
										Time	Speed	On
Race Classification												
1	SBKR	82	Derek SHEILS	Suzuki - Cookstown BE Racing	a	7	9:55.370		88.886	1:24.014	89.985	7
2	SBKR	4	M MITCHELL THOMAS	Suzuki - Cookstown BE Racing	a	7	10:05.942	10.572	87.335	1:25.418	88.506	7
3	SBKR	7	Dan KNEEN	Yamaha - Mar-Train Racing	a	7	10:06.156	10.786	87.304	1:25.087	88.850	7
4	SBKR	86	Derek McGEE	BMW - NW Racing	a	7	10:07.845	12.475	87.062	1:25.503	88.418	2
5	SBKR	6	William DUNLOP	Kawasaki - MSS Colchester	a	7	10:08.271	12.901	87.001	1:25.648	88.268	4
6	SBKR	111	Brian McCORMACK	Honda - TAG Racing	a	7	10:16.445	21.075	85.847	1:26.038	87.868	2
7	SBKR	75	Kevin FITZPATRICK	Kawasaki - Team Mongey Racing	b	7	10:32.675	37.305	83.645	1:28.803	85.132	7
8	SBKR	64	Stephen McKNIGHT	Honda	b	7	10:33.198	37.828	83.576	1:28.902	85.037	5
9	SBKR	52	James COWTON	Honda 600 - Cowton Racing by Radcliffe's	b	7	10:33.398	38.028	83.549	1:28.663	85.267	2
10	SBKR	72	Gareth KEYS	Kawasaki - Keys / Irwin	c	7	10:36.234	40.864	83.177	1:29.376	84.586	7
11	SBKR	53	Rob BARBER	Yamaha - PRB Racing	c	7	10:43.672	48.302	82.216	1:30.202	83.812	3
12	SBKR	78	Dean CAMPBELL	Kawasaki 600	a	7	10:45.870	50.500	81.936	1:30.867	83.199	7
13	SBKR	5	Thomas MAXWELL	Yamaha 600	c	7	10:46.529	51.159	81.852	1:30.862	83.203	3
14	SBKR	61	John WALSH	BMW - Nolan Racing	b	7	10:48.034	52.664	81.662	1:28.179	85.735	7
15	SBKR	93	Paul CRANSTON	Suzuki - P & J Fuel Haulage	b	7	10:50.849	55.479	81.309	1:31.391	82.721	7
16	SBKR	24	Graham KENNEDY	Yamaha 600 - Patsy Kennedy	b	7	10:54.330	58.960	80.877	1:32.119	82.068	6

Fastest Lap


SBKR	82	Derek SHEILS	Suzuki - Cookstown BE Racing	1:24.014	89.985	7
------	----	--------------	------------------------------	----------	--------	---

Not Classified

DNF	SBKR	97	Seamus ELLIOTT	Kawasaki	c	2	4:07.100		61.190	2:07.697	59.203	1
-----	------	----	----------------	----------	---	---	----------	--	--------	----------	--------	---

Provisional result to be confirmed by the Stewards of the Meeting subject to completion of technical inspections & the time limit for protests

Page 1 / 1

Circuit	Orritor	Signed	 Chief Timekeeper	Organising Club	Cookstown & District MCC
Length(miles)	2.1000	Issued At:	16:25	Race Started	16:09
Weather	Sunny			Gp Time Diff - b 15.18 / c 30.39	
Track	Dry				




KDM HIRE COOKSTOWN 100

SUPERBIKE

Race 13 - KDM Hire Cookstown 100 A

Saturday, 30 April 2016

DETAILED RESULT



Race Classification

1 82 Derek SHEILS

Total Time **9:55.370** Avg Speed **88.886** Behind
Best Time **1:24.014** Best Speed **89.985** On **7** Gp **a**

Lap	Elapsed Time	Lap Time	Lap Speed
1	1:28.947	1:28.947	84.994
2	2:53.642	1:24.695	89.261
3	4:18.203	1:24.561	89.403
4	5:42.688	1:24.485	89.483
5	7:07.161	1:24.473	89.496
6	8:31.356	1:24.195	89.792
7	9:55.370	1:24.014	89.985

2 4 M MITCHELL THOMAS

Total Time **10:05.942** Avg Speed **87.335** Behind **10.572**
Best Time **1:25.418** Best Speed **88.506** On **7** Gp **a**

Lap	Elapsed Time	Lap Time	Lap Speed
1	1:31.377	1:31.377	82.734
2	2:56.878	1:25.501	88.420
3	4:22.687	1:25.809	88.103
4	5:48.534	1:25.847	88.064
5	7:14.675	1:26.141	87.763
6	8:40.524	1:25.849	88.062
7	10:05.942	1:25.418	88.506

3 7 Dan KNEEN

Total Time **10:06.156** Avg Speed **87.304** Behind **10.786**
Best Time **1:25.087** Best Speed **88.850** On **7** Gp **a**

Lap	Elapsed Time	Lap Time	Lap Speed
1	1:31.834	1:31.834	82.322
2	2:57.754	1:25.920	87.989
3	4:23.484	1:25.730	88.184
4	5:49.085	1:25.601	88.317
5	7:15.292	1:26.207	87.696
6	8:41.069	1:25.777	88.136
7	10:06.156	1:25.087	88.850

Race Classification

4 86 Derek McGEE

Total Time **10:07.845** Avg Speed **87.062** Behind **12.475**
Best Time **1:25.503** Best Speed **88.418** On **2** Gp **a**

Lap	Elapsed Time	Lap Time	Lap Speed
1	1:30.716	1:30.716	83.337
2	2:56.219	1:25.503	88.418
3	4:22.258	1:26.039	87.867
4	5:48.359	1:26.101	87.804
5	7:14.393	1:26.034	87.872
6	8:41.523	1:27.130	86.767
7	10:07.845	1:26.322	87.579

5 6 William DUNLOP

Total Time **10:08.271** Avg Speed **87.001** Behind **12.901**
Best Time **1:25.648** Best Speed **88.268** On **4** Gp **a**

Lap	Elapsed Time	Lap Time	Lap Speed
1	1:31.728	1:31.728	82.418
2	2:57.387	1:25.659	88.257
3	4:23.324	1:25.937	87.971
4	5:48.972	1:25.648	88.268
5	7:14.993	1:26.021	87.886
6	8:41.743	1:26.750	87.147
7	10:08.271	1:26.528	87.371

6 111 Brian McCORMACK

Total Time **10:16.445** Avg Speed **85.847** Behind **21.075**
Best Time **1:26.038** Best Speed **87.868** On **2** Gp **a**

Lap	Elapsed Time	Lap Time	Lap Speed
1	1:32.609	1:32.609	81.634
2	2:58.647	1:26.038	87.868
3	4:24.978	1:26.331	87.570
4	5:52.550	1:27.572	86.329
5	7:19.500	1:26.950	86.947
6	8:47.772	1:28.272	85.644
7	10:16.445	1:28.673	85.257


KDM HIRE COOKSTOWN 100

SUPERBIKE

Race 13 - KDM Hire Cookstown 100 A

Saturday, 30 April 2016

DETAILED RESULT



Race Classification

7 75 Kevin FITZPATRICK

Total Time **10:32.675** Avg Speed **83.645** Behind **37.305**

Best Time **1:28.803** Best Speed **85.132** On **7** Gp **b**

Lap	Elapsed Time	Lap Time	Lap Speed
1	1:34.349	1:34.349	80.128
2	3:04.721	1:30.372	83.654
3	4:34.909	1:30.188	83.825
4	6:05.105	1:30.196	83.817
5	7:34.413	1:29.308	84.651
6	9:03.872	1:29.459	84.508
7	10:32.675	1:28.803	85.132

8 64 Stephen McKNIGHT

Total Time **10:33.198** Avg Speed **83.576** Behind **37.828**

Best Time **1:28.902** Best Speed **85.037** On **5** Gp **b**

Lap	Elapsed Time	Lap Time	Lap Speed
1	1:36.538	1:36.538	78.311
2	3:06.757	1:30.219	83.796
3	4:35.911	1:29.154	84.797
4	6:05.945	1:30.034	83.968
5	7:34.847	1:28.902	85.037
6	9:04.167	1:29.320	84.639
7	10:33.198	1:29.031	84.914

9 52 James COWTON

Total Time **10:33.398** Avg Speed **83.549** Behind **38.028**

Best Time **1:28.663** Best Speed **85.267** On **2** Gp **b**

Lap	Elapsed Time	Lap Time	Lap Speed
1	1:36.139	1:36.139	78.636
2	3:04.802	1:28.663	85.267
3	4:35.023	1:30.221	83.794
4	6:05.261	1:30.238	83.778
5	7:34.621	1:29.360	84.602
6	9:04.435	1:29.814	84.174
7	10:33.398	1:28.963	84.979

Race Classification

10 72 Gareth KEYS

Total Time **10:36.234** Avg Speed **83.177** Behind **40.864**

Best Time **1:29.376** Best Speed **84.586** On **7** Gp **c**

Lap	Elapsed Time	Lap Time	Lap Speed
1	1:37.368	1:37.368	77.644
2	3:08.164	1:30.796	83.264
3	4:37.957	1:29.793	84.194
4	6:07.687	1:29.730	84.253
5	7:37.399	1:29.712	84.270
6	9:06.858	1:29.459	84.508
7	10:36.234	1:29.376	84.586

11 53 Rob BARBER

Total Time **10:43.672** Avg Speed **82.216** Behind **48.302**

Best Time **1:30.202** Best Speed **83.812** On **3** Gp **c**

Lap	Elapsed Time	Lap Time	Lap Speed
1	1:38.803	1:38.803	76.516
2	3:09.649	1:30.846	83.218
3	4:39.851	1:30.202	83.812
4	6:11.570	1:31.719	82.426
5	7:42.549	1:30.979	83.096
6	9:13.073	1:30.524	83.514
7	10:43.672	1:30.599	83.445

12 78 Dean CAMPBELL

Total Time **10:45.870** Avg Speed **81.936** Behind **50.500**

Best Time **1:30.867** Best Speed **83.199** On **7** Gp **a**

Lap	Elapsed Time	Lap Time	Lap Speed
1	1:36.824	1:36.824	78.080
2	3:07.805	1:30.981	83.094
3	4:40.355	1:32.550	81.686
4	6:11.959	1:31.604	82.529
5	7:43.655	1:31.696	82.446
6	9:15.003	1:31.348	82.760
7	10:45.870	1:30.867	83.199


KDM HIRE COOKSTOWN 100

SUPERBIKE

Race 13 - KDM Hire Cookstown 100 A

Saturday, 30 April 2016

DETAILED RESULT



Race Classification

13 5 Thomas MAXWELL

Total Time **10:46.529** Avg Speed **81.852** Behind **51.159**

Best Time **1:30.862** Best Speed **83.203** On **3** Gp **c**

Lap	Elapsed Time	Lap Time	Lap Speed
1	1:38.552	1:38.552	76.711
2	3:10.883	1:32.331	81.879
3	4:41.745	1:30.862	83.203
4	6:12.743	1:30.998	83.079
5	7:44.053	1:31.310	82.795
6	9:15.532	1:31.479	82.642
7	10:46.529	1:30.997	83.080

14 61 John WALSH

Total Time **10:48.034** Avg Speed **81.662** Behind **52.664**

Best Time **1:28.179** Best Speed **85.735** On **7** Gp **b**

Lap	Elapsed Time	Lap Time	Lap Speed
1	1:34.680	1:34.680	79.848
2	3:20.429	1:45.749	71.490
3	4:50.308	1:29.879	84.113
4	6:19.423	1:29.115	84.834
5	7:50.072	1:30.649	83.399
6	9:19.855	1:29.783	84.203
7	10:48.034	1:28.179	85.735

15 93 Paul CRANSTON

Total Time **10:50.849** Avg Speed **81.309** Behind **55.479**

Best Time **1:31.391** Best Speed **82.721** On **7** Gp **b**

Lap	Elapsed Time	Lap Time	Lap Speed
1	1:39.080	1:39.080	76.302
2	3:11.348	1:32.268	81.935
3	4:43.612	1:32.264	81.939
4	6:15.484	1:31.872	82.288
5	7:47.199	1:31.715	82.429
6	9:19.458	1:32.259	81.943
7	10:50.849	1:31.391	82.721

Race Classification

16 24 Graham KENNEDY

Total Time **10:54.330** Avg Speed **80.877** Behind **58.960**

Best Time **1:32.119** Best Speed **82.068** On **6** Gp **b**

Lap	Elapsed Time	Lap Time	Lap Speed
1	1:38.866	1:38.866	76.467
2	3:12.432	1:33.566	80.799
3	4:45.348	1:32.916	81.364
4	6:17.607	1:32.259	81.943
5	7:49.802	1:32.195	82.000
6	9:21.921	1:32.119	82.068
7	10:54.330	1:32.409	81.810

Not Classified

DNF 97 Seamus ELLIOTT

Total Time **4:07.100** Avg Speed **61.190** Behind

Best Time **2:07.697** Best Speed **59.203** On **1** Gp **c**

Lap	Elapsed Time	Lap Time	Lap Speed
1	1:37.307	1:37.307	77.692
2	4:07.100	2:29.793	50.470

KDM HIRE COOKSTOWN 100

SUPERBIKE

Race 13 - KDM Hire Cookstown 100 A

LAP CHART




1					3					5				
No	Name	Gp	Time of Day	Lap Time	No	Name	Gp	Time of Day	Lap Time	No	Name	Gp	Time of Day	Lap Time
82	Derek SHEILS	a	16:10:35.765	1:28.947	82	Derek SHEILS	a	16:13:25.021	1:24.561	82	Derek SHEILS	a	16:16:13.979	1:24.473
86	Derek McGEE	a	16:10:37.534	1:30.716	86	Derek McGEE	a	16:13:29.076	1:26.039	86	Derek McGEE	a	16:16:21.211	1:26.034
4	M MITCHELL THOMAS	a	16:10:38.195	1:31.377	4	M MITCHELL THOMAS	a	16:13:29.505	1:25.809	4	M MITCHELL THOMAS	a	16:16:21.493	1:26.141
6	William DUNLOP	a	16:10:38.546	1:31.728	6	William DUNLOP	a	16:13:30.142	1:25.937	6	William DUNLOP	a	16:16:21.811	1:26.021
7	Dan KNEEN	a	16:10:38.652	1:31.834	7	Dan KNEEN	a	16:13:30.302	1:25.730	7	Dan KNEEN	a	16:16:22.110	1:26.207
111	Brian McCORMACK	a	16:10:39.427	1:32.609	111	Brian McCORMACK	a	16:13:31.796	1:26.331	111	Brian McCORMACK	a	16:16:26.318	1:26.950
75	Kevin FITZPATRICK	b	16:10:41.167	1:34.349	75	Kevin FITZPATRICK	b	16:13:41.727	1:30.188	75	Kevin FITZPATRICK	b	16:16:41.231	1:29.308
61	John WALSH	b	16:10:41.498	1:34.680	52	James COWTON	b	16:13:41.841	1:30.221	52	James COWTON	b	16:16:41.439	1:29.360
52	James COWTON	b	16:10:42.957	1:36.139	64	Stephen McKNIGHT	b	16:13:42.729	1:29.154	64	Stephen McKNIGHT	b	16:16:41.665	1:28.902
64	Stephen McKNIGHT	b	16:10:43.356	1:36.538	72	Gareth KEYS	c	16:13:44.775	1:29.793	72	Gareth KEYS	c	16:16:44.217	1:29.712
78	Dean CAMPBELL	a	16:10:43.642	1:36.824	53	Rob BARBER	c	16:13:46.669	1:30.202	53	Rob BARBER	c	16:16:49.367	1:30.979
97	Seamus ELLIOTT	c	16:10:44.125	1:37.307	78	Dean CAMPBELL	a	16:13:47.173	1:32.550	78	Dean CAMPBELL	a	16:16:50.473	1:31.696
72	Gareth KEYS	c	16:10:44.186	1:37.368	5	Thomas MAXWELL	c	16:13:48.563	1:30.862	5	Thomas MAXWELL	c	16:16:50.871	1:31.310
5	Thomas MAXWELL	c	16:10:45.370	1:38.552	93	Paul CRANSTON	b	16:13:50.430	1:32.264	93	Paul CRANSTON	b	16:16:54.017	1:31.715
53	Rob BARBER	c	16:10:45.621	1:38.803	24	Graham KENNEDY	b	16:13:52.166	1:32.916	24	Graham KENNEDY	b	16:16:56.620	1:32.195
24	Graham KENNEDY	b	16:10:45.684	1:38.866	61	John WALSH	b	16:13:57.126	1:29.879	61	John WALSH	b	16:16:56.890	1:30.649
93	Paul CRANSTON	b	16:10:45.898	1:39.080										
2					4					6				
No	Name	Gp	Time of Day	Lap Time	No	Name	Gp	Time of Day	Lap Time	No	Name	Gp	Time of Day	Lap Time
82	Derek SHEILS	a	16:12:00.460	1:24.695	82	Derek SHEILS	a	16:14:49.506	1:24.485	82	Derek SHEILS	a	16:17:38.174	1:24.195
86	Derek McGEE	a	16:12:03.037	1:25.503	86	Derek McGEE	a	16:14:55.177	1:26.101	4	M MITCHELL THOMAS	a	16:17:47.342	1:25.849
4	M MITCHELL THOMAS	a	16:12:03.696	1:25.501	4	M MITCHELL THOMAS	a	16:14:55.352	1:25.847	7	Dan KNEEN	a	16:17:47.887	1:25.777
6	William DUNLOP	a	16:12:04.205	1:25.659	6	William DUNLOP	a	16:14:55.790	1:25.648	86	Derek McGEE	a	16:17:48.341	1:27.130
7	Dan KNEEN	a	16:12:04.572	1:25.920	7	Dan KNEEN	a	16:14:55.903	1:25.601	6	William DUNLOP	a	16:17:48.561	1:26.750
111	Brian McCORMACK	a	16:12:05.465	1:26.038	111	Brian McCORMACK	a	16:14:59.368	1:27.572	111	Brian McCORMACK	a	16:17:54.590	1:28.272
75	Kevin FITZPATRICK	b	16:12:11.539	1:30.372	75	Kevin FITZPATRICK	b	16:15:11.923	1:30.196	75	Kevin FITZPATRICK	b	16:18:10.690	1:29.459
52	James COWTON	b	16:12:11.620	1:28.663	52	James COWTON	b	16:15:12.079	1:30.238	64	Stephen McKNIGHT	b	16:18:10.985	1:29.320
64	Stephen McKNIGHT	b	16:12:13.575	1:30.219	64	Stephen McKNIGHT	b	16:15:12.763	1:30.034	52	James COWTON	b	16:18:11.253	1:29.814
78	Dean CAMPBELL	a	16:12:14.623	1:30.981	72	Gareth KEYS	c	16:15:14.505	1:29.730	72	Gareth KEYS	c	16:18:13.676	1:29.459
72	Gareth KEYS	c	16:12:14.982	1:30.796	53	Rob BARBER	c	16:15:18.388	1:31.719	53	Rob BARBER	c	16:18:19.891	1:30.524
53	Rob BARBER	c	16:12:16.467	1:30.846	78	Dean CAMPBELL	a	16:15:18.777	1:31.604	78	Dean CAMPBELL	a	16:18:21.821	1:31.348
5	Thomas MAXWELL	c	16:12:17.701	1:32.331	5	Thomas MAXWELL	c	16:15:19.561	1:30.998	5	Thomas MAXWELL	c	16:18:22.350	1:31.479
93	Paul CRANSTON	b	16:12:18.166	1:32.268	93	Paul CRANSTON	b	16:15:22.302	1:31.872	93	Paul CRANSTON	b	16:18:26.276	1:32.259
24	Graham KENNEDY	b	16:12:19.250	1:33.566	24	Graham KENNEDY	b	16:15:24.425	1:32.259	61	John WALSH	b	16:18:26.673	1:29.783
61	John WALSH	b	16:12:27.247	1:45.749	61	John WALSH	b	16:15:26.241	1:29.115	24	Graham KENNEDY	b	16:18:28.739	1:32.119
97	Seamus ELLIOTT	c	16:13:13.918	2:29.793										

KDM HIRE COOKSTOWN 100

SUPERBIKE

Race 13 - KDM Hire Cookstown 100 A

LAP CHART



7

No	Name	Gp	Time of Day	Lap Time
82	Derek SHEILS	a	16:19:02.188	1:24.014
4	M MITCHELL THOMAS	a	16:19:12.760	1:25.418
7	Dan KNEEN	a	16:19:12.974	1:25.087
86	Derek McGEE	a	16:19:14.663	1:26.322
6	William DUNLOP	a	16:19:15.089	1:26.528
111	Brian McCORMACK	a	16:19:23.263	1:28.673
75	Kevin FITZPATRICK	b	16:19:39.493	1:28.803
64	Stephen McKNIGHT	b	16:19:40.016	1:29.031
52	James COWTON	b	16:19:40.216	1:28.963
72	Gareth KEYS	c	16:19:43.052	1:29.376
53	Rob BARBER	c	16:19:50.490	1:30.599
78	Dean CAMPBELL	a	16:19:52.688	1:30.867
5	Thomas MAXWELL	c	16:19:53.347	1:30.997
61	John WALSH	b	16:19:54.852	1:28.179
93	Paul CRANSTON	b	16:19:57.667	1:31.391
24	Graham KENNEDY	b	16:20:01.148	1:32.409

ROAD RACE - IRISH SUPERBIKE

2016

Pos	No.	Name	Total	Diff	Gap	#1	#2	#3
						R1	R1	R1
1	82	Derek SHEILS	65	0	0	20	20	25
2	4	M MITCHELL THOMAS	61	4	4	25	16	20
3	7	Dan KNEEN	41	24	20	x	25	16
4	86	Derek McGEE	26	39	15	x	13	13
5	65	Michael SWEENEY	25	40	1	16	9	x
6	77	Ryan FARQUHAR	23	42	2	13	10	x
7	6	William DUNLOP	22	43	1	x	11	11
8	122	Paul JORDAN	19	46	3	11	8	x
9	75	Kevin FITZPATRICK	17	48	2	7	1	9
10	143	Colin STEPHENSON	15	50	2	10	5	x
11	64	Stephen McKNIGHT	12	53	3	x	4	8
12	93	Paul CRANSTON	12	53	0	8	3	1
13	111	Brian McCORMACK	10	55	2	x	x	10
14	33	Rob BARBER	10	55	0	5	x	5
15	109	Neil KERNOHAN	9	56	1	9	x	x
16	172	Gareth KEYS	8	57	1	x	2	6
17	52	James COWTON	7	58	1	x	x	7
18	71	Davy MORGAN	7	58	0	x	7	x
19	5	Thomas MAXWELL	7	58	0	4	x	3
20	97	Seamus ELLIOTT	6	59	1	x	6	x
21	23	Michal DOKOUPIL	6	59	0	6	x	x
22	78	Dean CAMPBELL	4	61	2	x	x	4
23	164	Stephen TOBIN	3	62	1	3	x	x
24	61	John WALSH	2	63	1	x	x	2
25	24	Graham KENNEDY	2	63	0	2	x	x
26	311	Allan BRODIE	1	64	1	1	x	x

Event Legend

#1	01/04/2016	JFM HAULAGE MID-ANTRIM 150	#3	29/04/2016	KDM HIRE COOKSTOWN 100
#2	22/04/2016	AROUND A POUND TANDRAGEE 100			

ROAD RACE - ULSTER SUPERBIKE

2016

Pos	No.	Name	Total	Diff	Gap	#1	#2	#3
						R1	R1	R1
1	82	Derek SHEILS	65	0	0	20	20	25
2	4	M MITCHELL THOMAS	61	4	4	25	16	20
3	7	Dan KNEEN	41	24	20	x	25	16
4	86	Derek McGEE	26	39	15	x	13	13
5	65	Michael SWEENEY	25	40	1	16	9	x
6	77	Ryan FARQUHAR	23	42	2	13	10	x
7	6	William DUNLOP	22	43	1	x	11	11
8	122	Paul JORDAN	19	46	3	11	8	x
9	75	Kevin FITZPATRICK	17	48	2	7	1	9
10	143	Colin STEPHENSON	15	50	2	10	5	x
11	64	Stephen McKNIGHT	12	53	3	x	4	8
12	93	Paul CRANSTON	12	53	0	8	3	1
13	111	Brian McCORMACK	10	55	2	x	x	10
14	33	Rob BARBER	10	55	0	5	x	5
15	109	Neil KERNOHAN	9	56	1	9	x	x
16	172	Gareth KEYS	8	57	1	x	2	6
17	52	James COWTON	7	58	1	x	x	7
18	71	Davy MORGAN	7	58	0	x	7	x
19	5	Thomas MAXWELL	7	58	0	4	x	3
20	97	Seamus ELLIOTT	6	59	1	x	6	x
21	23	Michal DOKOUPIL	6	59	0	6	x	x
22	78	Dean CAMPBELL	4	61	2	x	x	4
23	164	Stephen TOBIN	3	62	1	3	x	x
24	61	John WALSH	2	63	1	x	x	2
25	24	Graham KENNEDY	2	63	0	2	x	x
26	311	Allan BRODIE	1	64	1	1	x	x

Event Legend

#1	01/04/2016	JFM HAULAGE MID-ANTRIM 150	#3	29/04/2016	KDM HIRE COOKSTOWN 100
#2	22/04/2016	AROUND A POUND TANDRAGEE 100			