



## COOKSTOWN 100

Friday 29<sup>th</sup> & Saturday 30<sup>th</sup> April 2016

promoted by Cookstown & District MCC  
[www.cookstown100.com](http://www.cookstown100.com)

MID ULSTER DISTRICT COUNCIL  
MOTO 3 (125cc GP)



Comhairle Ceantair  
**Lár Uladh**  
**Mid Ulster**  
District Council

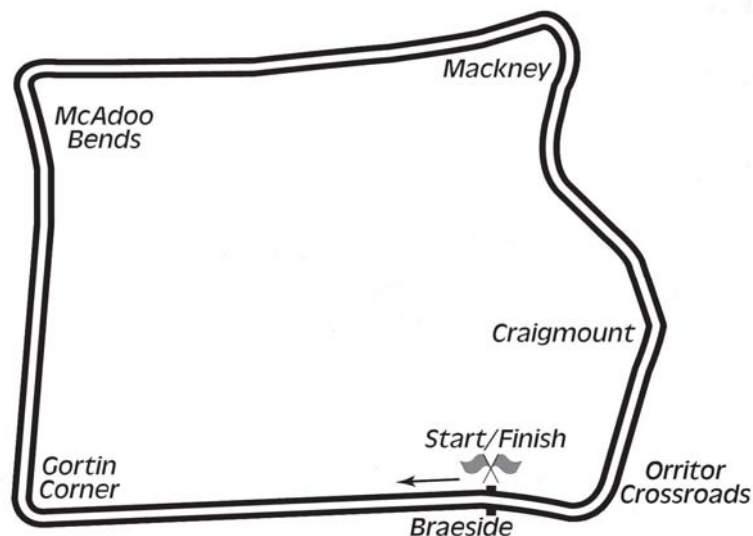


**2&4**  
WHEEL MOTORSPORT  
STEERING GROUP LTD.



tourism  
northernireland

## Orritor Circuit 2.1 miles



### LAP RECORDS

Class	Rider	Machine	m	s	mph	Year
125cc	William Dunlop	Honda	1	34.755	79.785	2010
Moto 3	Barry Davidson	Honda 250	1	39.075	76.306	2012
Moto 450	Ryan Farquhar	Kawasaki	1	35.432	79.219	2012
250cc	William Dunlop	Honda	1	29.658	84.320	2009
Supersport 400	Ian Morrell	Yamaha	1	35.698	78.999	2015
Supertwin	James Cowton	Kawasaki	1	29.657	84.321	2015
Supersport	Michael Dunlop	Yamaha	1	24.783	89.169	2011
Superbike	Michael Dunlop	Honda	1	22.641	91.480	2013
Senior Support	Gary Robinson	Yamaha 600	1	29.956	84.041	2007
Junior Support	Mark Hanna	Honda 250	1	33.788	80.607	2013
Classic 1000cc	Wattie Brown	Norton 920	1	40.273	75.394	2006
Classic 500cc	Neill McWhirter	Norton	1	41.491	74.489	2010
Classic 350cc	Paul Coward	Honda	1	43.421	73.099	2004
Classic 250cc	Geoff McMullan	Suzuki	1	47.294	70.461	2006

### MOST WINS at COOKSTOWN 100

Ryan Farquhar	26	1996-12 (400-1, 450-2, STWN-4, SSP-5, SBK-13, SJUN-1)
Ray McCullough	14	1967-79 (250-8, 350-3, 500-3)
Joey Dunlop	11	1977-98 (125-1, 250-4, 350-2, 500-2, SSP-1, SBK-1)
Robert Dunlop	11	1985-08 (125-7, 250-1, 250 B-1, 350-1, SBK-1)
William Dunlop	11	2006-15 (125-3, 250-5, SSP-2, SBK B-1)
Phillip McCallen	10	1987-96 (250-3, 350-1, SSP-2, SBK-4)
Michael Dunlop	9	2006-15 (125-1, 250-1, STWN-2, STWN B-1, SSP-1, SBK-2, SJUN-1)
Courtney Junk	8	1974-83 (200-2, 250-4, 350-1, 500-1)
Mervyn Elwood	8	1987-97 (C500-5, C1000-3)
Noel Hudson	7	1975-95 (250-2, JUN-1, 500-1, SBK-3)
Bill Swallow	7	1987-00 (C350-2, C500-5)
Darran Lindsay	7	2000-05 (125-2, 250-2, SSP-2, SBK-1)

### MOST WINS AT ALL IRISH ROAD RACE MEETINGS (after Tandragee 100 2016)

Ryan Farquhar	211	1995-16
Joey Dunlop	156	1971-00
Robert Dunlop	135	1980-08
William Dunlop	113	2005-16
Ray McCullough	109	1960-82
Phillip McCallen	109	1987-99
Michael Dunlop	92	2006-15
Brian Reid	78	1980-94
Darran Lindsay	74	1999-06
James Courtney	66	1992-99

# KDM HIRE COOKSTOWN 100

## MOTO 3 (125cc GP)

### Qualifying


Friday, 29 April 2016



Pos	Class	No	Name	Machine / Sponsor	----- Best Lap -----				
					Time	Behind	Speed	On	Laps
<b>Qualifying Classification</b>									
1	125R	56	Adam McLEAN	Honda 125 - Mark Hanna Racing	1:40.363		75.327	4	5
2	125R	22	Paul JORDAN	Honda 125 - Paul Jordan Racing	1:40.433	0.070	75.274	4	4
3	125R	86	Nigel MOORE	Honda 125	1:40.602	0.239	75.148	4	5
4	125R	2	Sam WILSON	Honda 125 - Joey's Bar MCC	1:40.934	0.571	74.900	4	4
5	125R	6	Derek McGEE	Honda 125 - Joey's Bar MCC	1:41.028	0.665	74.831	4	5
6	125R	18	Paul ROBINSON	Aprilia 125 - CB Racing	1:41.577	1.214	74.426	4	4
7	125R	60	Jamie O'BRIEN	Honda 125 - Peter Simpson Construction	1:43.901	3.538	72.762	4	4
8	125R	5	Gary DUNLOP	Honda 125 - Joey's Bar MCC	1:44.051	3.688	72.657	3	4
9	125R	11	Callum LAIDLAW	Honda 125	1:44.884	4.521	72.080	4	4
10	125R	109	Neil KERNOHAN	Honda 125 - Logan Racing	1:45.670	5.307	71.543	4	4
11	125R	14	Jack SANDS	Honda 125	1:46.508	6.145	70.981	4	4
12	M3	30	Melissa KENNEDY	Honda 250 (Moto 3) - K.N.R.	1:47.190	6.827	70.529	4	4
13	125R	15	Peter McKILLOP	Honda 125	1:49.745	9.382	68.887	4	4
14	125R	81	Steven LYND	Honda 125	1:51.255	10.892	67.952	3	4
15	125R	47	Timothy ELWOOD	Honda 125 - Mago's	1:52.328	11.965	67.303	3	4
16	125R	79	John McALLISTER	Honda 125 - PBS	1:52.563	12.200	67.162	2	4

Provisional result to be confirmed by the Stewards of the Meeting subject to completion of technical inspections & the time limit for protests

Page 1 / 1

Circuit	<b>Orritor</b>	Signed		Organising Club	<b>Cookstown &amp; District MCC</b>
Length(miles)	<b>2.1000</b>		Chief Timekeeper	Qualifying Started	<b>14:05</b>
Weather	<b>Sunny</b>	Issued At:	14:26		
Track	<b>Dry</b>				



# KDM HIRE COOKSTOWN 100

MOTO 3 (125cc GP)

Qualifying

Friday, 29 April 2016

## DETAILED RESULT



### Qualifying Classification

Position

#### **1** 56 Adam McLEAN

125R Behind  
Best Time **1:40.363** Best Speed **75.327** On **4** Gp

Lap	Elapsed Time	Lap Time	Lap Speed
1	2:26.362	2:26.362	51.653
2	4:11.022	1:44.660	72.234
3	5:52.296	1:41.274	74.649
4	7:32.659	1:40.363	75.327
5	9:16.101	1:43.442	73.084

#### **2** 22 Paul JORDAN

125R Behind **0.070**  
Best Time **1:40.433** Best Speed **75.274** On **4** Gp

Lap	Elapsed Time	Lap Time	Lap Speed
1	2:48.332	2:48.332	44.911
2	4:30.777	1:42.445	73.796
3	6:14.080	1:43.303	73.183
4	7:54.513	1:40.433	75.274

#### **3** 86 Nigel MOORE

125R Behind **0.239**  
Best Time **1:40.602** Best Speed **75.148** On **4** Gp

Lap	Elapsed Time	Lap Time	Lap Speed
1	2:28.524	2:28.524	50.901
2	4:11.604	1:43.080	73.341
3	5:52.605	1:41.001	74.851
4	7:33.207	1:40.602	75.148
5	9:21.351	1:48.144	69.907

#### **4** 2 Sam WILSON

125R Behind **0.571**  
Best Time **1:40.934** Best Speed **74.900** On **4** Gp

Lap	Elapsed Time	Lap Time	Lap Speed
1	2:48.683	2:48.683	44.818
2	4:31.045	1:42.362	73.856
3	6:13.505	1:42.460	73.785
4	7:54.439	1:40.934	74.900

### Qualifying Classification

Position

#### **5** 6 Derek McGEE

125R Behind **0.665**  
Best Time **1:41.028** Best Speed **74.831** On **4** Gp

Lap	Elapsed Time	Lap Time	Lap Speed
1	2:29.115	2:29.115	50.699
2	4:15.376	1:46.261	71.146
3	5:58.399	1:43.023	73.382
4	7:39.427	1:41.028	74.831
5	9:22.951	1:43.524	73.027

#### **6** 18 Paul ROBINSON

125R Behind **1.214**  
Best Time **1:41.577** Best Speed **74.426** On **4** Gp

Lap	Elapsed Time	Lap Time	Lap Speed
1	2:44.921	2:44.921	45.840
2	4:27.382	1:42.461	73.784
3	6:10.833	1:43.451	73.078
4	7:52.410	1:41.577	74.426

#### **7** 60 Jamie O'BRIEN

125R Behind **3.538**  
Best Time **1:43.901** Best Speed **72.762** On **4** Gp

Lap	Elapsed Time	Lap Time	Lap Speed
1	2:16.881	2:16.881	55.230
2	4:02.188	1:45.307	71.790
3	5:46.478	1:44.290	72.490
4	7:30.379	1:43.901	72.762

#### **8** 5 Gary DUNLOP

125R Behind **3.688**  
Best Time **1:44.051** Best Speed **72.657** On **3** Gp

Lap	Elapsed Time	Lap Time	Lap Speed
1	2:40.369	2:40.369	47.141
2	4:29.273	1:48.904	69.419
3	6:13.324	1:44.051	72.657
4	8:37.707	2:24.383	52.361

#### **9** 11 Callum LAIDLAW

125R Behind **4.521**  
Best Time **1:44.884** Best Speed **72.080** On **4** Gp

Lap	Elapsed Time	Lap Time	Lap Speed
1	2:44.324	2:44.324	46.007
2	4:32.290	1:47.966	70.022
3	6:18.978	1:46.688	70.861
4	8:03.862	1:44.884	72.080



# KDM HIRE COOKSTOWN 100

MOTO 3 (125cc GP)

Qualifying

Friday, 29 April 2016

## DETAILED RESULT



### Qualifying Classification

Position

<b>10</b>	<b>109 Neil KERNOHAN</b>				
125R		Behind	<b>5.307</b>		
Best Time	<b>1:45.670</b>	Best Speed	<b>71.543</b>	On	<b>4</b> Gp
<i>Lap</i>	<i>Elapsed Time</i>	<i>Lap Time</i>	<i>Lap Speed</i>		
1	2:29.460	2:29.460	50.582		
2	4:16.698	1:47.238	70.497		
3	6:03.524	1:46.826	70.769		
4	7:49.194	1:45.670	71.543		

<b>11</b>	<b>14 Jack SANDS</b>				
125R		Behind	<b>6.145</b>		
Best Time	<b>1:46.508</b>	Best Speed	<b>70.981</b>	On	<b>4</b> Gp
<i>Lap</i>	<i>Elapsed Time</i>	<i>Lap Time</i>	<i>Lap Speed</i>		
1	2:27.611	2:27.611	51.216		
2	4:15.225	1:47.614	70.251		
3	6:03.209	1:47.984	70.010		
4	7:49.717	1:46.508	70.981		

<b>12</b>	<b>30 Melissa KENNEDY</b>				
M3		Behind	<b>6.827</b>		
Best Time	<b>1:47.190</b>	Best Speed	<b>70.529</b>	On	<b>4</b> Gp
<i>Lap</i>	<i>Elapsed Time</i>	<i>Lap Time</i>	<i>Lap Speed</i>		
1	2:34.921	2:34.921	48.799		
2	4:23.335	1:48.414	69.733		
3	6:11.924	1:48.589	69.620		
4	7:59.114	1:47.190	70.529		

<b>13</b>	<b>15 Peter McKILLOP</b>				
125R		Behind	<b>9.382</b>		
Best Time	<b>1:49.745</b>	Best Speed	<b>68.887</b>	On	<b>4</b> Gp
<i>Lap</i>	<i>Elapsed Time</i>	<i>Lap Time</i>	<i>Lap Speed</i>		
1	2:21.194	2:21.194	53.543		
2	4:13.766	1:52.572	67.157		
3	6:04.516	1:50.750	68.262		
4	7:54.261	1:49.745	68.887		

<b>14</b>	<b>81 Steven LYND</b>				
125R		Behind	<b>10.892</b>		
Best Time	<b>1:51.255</b>	Best Speed	<b>67.952</b>	On	<b>3</b> Gp
<i>Lap</i>	<i>Elapsed Time</i>	<i>Lap Time</i>	<i>Lap Speed</i>		
1	2:35.748	2:35.748	48.540		
2	4:27.036	1:51.288	67.932		
3	6:18.291	1:51.255	67.952		
4	8:10.161	1:51.870	67.578		

### Qualifying Classification

Position

<b>15</b>	<b>47 Timothy ELWOOD</b>				
125R		Behind	<b>11.965</b>		
Best Time	<b>1:52.328</b>	Best Speed	<b>67.303</b>	On	<b>3</b> Gp
<i>Lap</i>	<i>Elapsed Time</i>	<i>Lap Time</i>	<i>Lap Speed</i>		
1	2:33.982	2:33.982	49.097		
2	4:26.354	1:52.372	67.277		
3	6:18.682	1:52.328	67.303		
4	8:16.146	1:57.464	64.360		

<b>16</b>	<b>79 John McALLISTER</b>				
125R		Behind	<b>12.200</b>		
Best Time	<b>1:52.563</b>	Best Speed	<b>67.162</b>	On	<b>2</b> Gp
<i>Lap</i>	<i>Elapsed Time</i>	<i>Lap Time</i>	<i>Lap Speed</i>		
1	2:28.358	2:28.358	50.958		
2	4:20.921	1:52.563	67.162		
3	6:15.776	1:54.855	65.822		
4	8:09.721	1:53.945	66.348		



KDM HIRE COOKSTOWN 100

MOTO 3 (125cc GP)

Orritor 2.100 miles


R2: Mid-Ulster District Council Moto 3

30/04/2016 10:55

Race (7 Laps)

**RACE 2 - MOTO 3 / 125GP**

7	47 A	79 B	
6	30 A	15 B	81 C
5	11 A	109 B	14 C
4			
3	60 A	5 B	
2	2 A	6 B	18 C
1	56 A POLE POSITION	22 B	86 C



Promoted by Cookstown and District Motorcycle Club

Orbits

Provisional result to be confirmed by the Stewards of the Meeting subject to the completion of technical inspections and the time limit for protests.

MCUI (Ulster Centre) Timing @ www.elaps-timing.com



Ride on  
Delta  
Seven

# KDM HIRE COOKSTOWN 100

## MOTO 3 (125cc GP)

### Race 4 - Mid Ulster District Council Moto 3 (125GP)

Saturday, 30 April 2016



Pos	Class	No	Name	Machine / Sponsor	Gp	Lap	Total Time	Behind	Speed	-----Best Lap-----		
										Time	Speed	On

#### Race Classification

1	125R	22	Paul JORDAN	Honda 125 - Paul Jordan Racing	a	6	9:55.200		76.210	1:37.616	77.446	2
2	125R	56	Adam McLEAN	Honda 125 - Mark Hanna Racing	a	6	9:59.444	4.244	75.670	1:37.764	77.329	4
3	125R	2	Sam WILSON	Honda 125 - Joey's Bar MCC	a	6	10:00.005	4.805	75.599	1:38.538	76.722	6
4	125R	6	Derek McGEE	Honda 125 - Joey's Bar MCC	a	6	10:02.069	6.869	75.340	1:38.433	76.804	6
5	125R	86	Nigel MOORE	Honda 125	a	6	10:03.242	8.042	75.194	1:38.648	76.636	5
6	125R	18	Paul ROBINSON	Honda 125	a	6	10:08.728	13.528	74.516	1:39.942	75.644	2
7	125R	5	Gary DUNLOP	Honda 125 - Joey's Bar MCC	a	6	10:19.657	24.457	73.202	1:38.668	76.621	2
8	125R	60	Jamie O'BRIEN	Honda 125 - Peter Simpson Construction	a	6	10:32.324	37.124	71.735	1:43.286	73.195	5
9	125R	11	Callum LAIDLAW	Honda 125	b	6	10:35.915	40.715	71.330	1:43.395	73.118	5
10	M3	30	Melissa KENNEDY	Honda 250 (Moto 3) - K.N.R.	b	6	10:40.137	44.937	70.860	1:44.460	72.372	6
11	125R	81	Steven LYND	Honda 125	b	6	10:41.700	46.500	70.687	1:44.772	72.157	4
12	125R	14	Jack SANDS	Honda 125	b	6	10:47.056	51.856	70.102	1:46.141	71.226	5
13	125R	47	Timothy ELWOOD	Honda 125 - Mago's	b	6	11:03.461	1:08.261	68.369	1:48.181	69.883	2
14	125R	15	Peter McKILLOP	Honda 125	b	6	11:10.575	1:15.375	67.643	1:50.377	68.493	3
15	125R	79	John McALLISTER	Honda 125 - PBS	b	6	11:12.330	1:17.130	67.467	1:49.702	68.914	6

#### Fastest Lap


125R	22	Paul JORDAN	Honda 125 - Paul Jordan Racing							1:37.616	77.446	2
------	----	-------------	--------------------------------	--	--	--	--	--	--	----------	--------	---

#### Not Classified

DNF	125R	109	Neil KERNOHAN	Honda 125 - Logan Racing	b	5	8:53.810		70.812	1:43.969	72.714	4
-----	------	-----	---------------	--------------------------	---	---	----------	--	--------	----------	--------	---

Provisional result to be confirmed by the Stewards of the Meeting subject to completion of technical inspections & the time limit for protests

Page 1 / 1

Circuit	<b>Orritor</b>	Signed	 Chief Timekeeper	Organising Club	<b>Cookstown &amp; District MCC</b>
Length(miles)	<b>2.1000</b>			Race Started	<b>12:49</b>
Weather	<b>Sunny</b>			Gp Time Diff - b	<b>12.44</b>
Track	<b>Dry</b>	Issued At:	13:03		






# KDM HIRE COOKSTOWN 100

MOTO 3 (125cc GP)

Race 4 - Mid Ulster District Council Moto 3 (125GP)

Saturday, 30 April 2016

## DETAILED RESULT



### Race Classification

#### **1** 22 Paul JORDAN

Total Time **9:55.200** Avg Speed **76.210** Behind  
Best Time **1:37.616** Best Speed **77.446** On **2** Gp **a**

Lap	Elapsed Time	Lap Time	Lap Speed
1	1:43.357	1:43.357	73.145
2	3:20.973	1:37.616	77.446
3	4:59.515	1:38.542	76.719
4	6:37.528	1:38.013	77.133
5	8:15.371	1:37.843	77.267
6	9:55.200	1:39.829	75.729

### Race Classification

#### **5** 86 Nigel MOORE

Total Time **10:03.242** Avg Speed **75.194** Behind **8.042**  
Best Time **1:38.648** Best Speed **76.636** On **5** Gp **a**

Lap	Elapsed Time	Lap Time	Lap Speed
1	1:47.029	1:47.029	70.635
2	3:26.545	1:39.516	75.968
3	5:06.483	1:39.938	75.647
4	6:45.431	1:38.948	76.404
5	8:24.079	1:38.648	76.636
6	10:03.242	1:39.163	76.238

#### **2** 56 Adam McLEAN

Total Time **9:59.444** Avg Speed **75.670** Behind **4.244**  
Best Time **1:37.764** Best Speed **77.329** On **4** Gp **a**

Lap	Elapsed Time	Lap Time	Lap Speed
1	1:46.381	1:46.381	71.065
2	3:25.709	1:39.328	76.111
3	5:06.037	1:40.328	75.353
4	6:43.801	1:37.764	77.329
5	8:21.663	1:37.862	77.252
6	9:59.444	1:37.781	77.316

#### **6** 18 Paul ROBINSON

Total Time **10:08.728** Avg Speed **74.516** Behind **13.528**  
Best Time **1:39.942** Best Speed **75.644** On **2** Gp **a**

Lap	Elapsed Time	Lap Time	Lap Speed
1	1:45.550	1:45.550	71.625
2	3:25.492	1:39.942	75.644
3	5:06.251	1:40.759	75.031
4	6:47.107	1:40.856	74.958
5	8:27.360	1:40.253	75.409
6	10:08.728	1:41.368	74.580

#### **3** 2 Sam WILSON

Total Time **10:00.005** Avg Speed **75.599** Behind **4.805**  
Best Time **1:38.538** Best Speed **76.722** On **6** Gp **a**

Lap	Elapsed Time	Lap Time	Lap Speed
1	1:44.194	1:44.194	72.557
2	3:24.438	1:40.244	75.416
3	5:03.664	1:39.226	76.190
4	6:42.669	1:39.005	76.360
5	8:21.467	1:38.798	76.520
6	10:00.005	1:38.538	76.722

#### **7** 5 Gary DUNLOP

Total Time **10:19.657** Avg Speed **73.202** Behind **24.457**  
Best Time **1:38.668** Best Speed **76.621** On **2** Gp **a**

Lap	Elapsed Time	Lap Time	Lap Speed
1	1:47.285	1:47.285	70.467
2	3:25.953	1:38.668	76.621
3	5:18.465	1:52.512	67.193
4	6:58.545	1:40.080	75.540
5	8:37.527	1:38.982	76.378
6	10:19.657	1:42.130	74.023

#### **4** 6 Derek McGEE

Total Time **10:02.069** Avg Speed **75.340** Behind **6.869**  
Best Time **1:38.433** Best Speed **76.804** On **6** Gp **a**

Lap	Elapsed Time	Lap Time	Lap Speed
1	1:46.786	1:46.786	70.796
2	3:26.070	1:39.284	76.145
3	5:06.307	1:40.237	75.421
4	6:45.028	1:38.721	76.579
5	8:23.636	1:38.608	76.667
6	10:02.069	1:38.433	76.804

#### **8** 60 Jamie O'BRIEN

Total Time **10:32.324** Avg Speed **71.735** Behind **37.124**  
Best Time **1:43.286** Best Speed **73.195** On **5** Gp **a**

Lap	Elapsed Time	Lap Time	Lap Speed
1	1:51.558	1:51.558	67.767
2	3:36.335	1:44.777	72.153
3	5:20.889	1:44.554	72.307
4	7:04.807	1:43.918	72.750
5	8:48.093	1:43.286	73.195
6	10:32.324	1:44.231	72.531




# KDM HIRE COOKSTOWN 100

## MOTO 3 (125cc GP)

### Race 4 - Mid Ulster District Council Moto 3 (125GP)

Saturday, 30 April 2016

## DETAILED RESULT



### Race Classification

#### **9** 11 Callum LAIDLAW

Total Time **10:35.915** Avg Speed **71.330** Behind **40.715**

Best Time **1:43.395** Best Speed **73.118** On **5** Gp **b**

Lap	Elapsed Time	Lap Time	Lap Speed
1	1:52.808	1:52.808	67.017
2	3:38.516	1:45.708	71.518
3	5:22.891	1:44.375	72.431
4	7:07.686	1:44.795	72.141
5	8:51.081	1:43.395	73.118
6	10:35.915	1:44.834	72.114

### Race Classification

#### **13** 47 Timothy ELWOOD

Total Time **11:03.461** Avg Speed **68.369** Behind **1:08.261**

Best Time **1:48.181** Best Speed **69.883** On **2** Gp **b**

Lap	Elapsed Time	Lap Time	Lap Speed
1	1:55.743	1:55.743	65.317
2	3:43.924	1:48.181	69.883
3	5:33.798	1:49.874	68.806
4	7:22.771	1:48.973	69.375
5	9:12.937	1:50.166	68.624
6	11:03.461	1:50.524	68.401

#### **10** 30 Melissa KENNEDY

Total Time **10:40.137** Avg Speed **70.860** Behind **44.937**

Best Time **1:44.460** Best Speed **72.372** On **6** Gp **b**

Lap	Elapsed Time	Lap Time	Lap Speed
1	1:52.660	1:52.660	67.105
2	3:39.544	1:46.884	70.731
3	5:25.756	1:46.212	71.178
4	7:10.598	1:44.842	72.109
5	8:55.677	1:45.079	71.946
6	10:40.137	1:44.460	72.372

#### **14** 15 Peter McKILLOP

Total Time **11:10.575** Avg Speed **67.643** Behind **1:15.375**

Best Time **1:50.377** Best Speed **68.493** On **3** Gp **b**

Lap	Elapsed Time	Lap Time	Lap Speed
1	1:56.761	1:56.761	64.748
2	3:48.041	1:51.280	67.937
3	5:38.418	1:50.377	68.493
4	7:29.039	1:50.621	68.341
5	9:20.155	1:51.116	68.037
6	11:10.575	1:50.420	68.466

#### **11** 81 Steven LYND

Total Time **10:41.700** Avg Speed **70.687** Behind **46.500**

Best Time **1:44.772** Best Speed **72.157** On **4** Gp **b**

Lap	Elapsed Time	Lap Time	Lap Speed
1	1:53.480	1:53.480	66.620
2	3:39.712	1:46.232	71.165
3	5:25.958	1:46.246	71.156
4	7:10.730	1:44.772	72.157
5	8:56.002	1:45.272	71.814
6	10:41.700	1:45.698	71.525

#### **15** 79 John McALLISTER

Total Time **11:12.330** Avg Speed **67.467** Behind **1:17.130**

Best Time **1:49.702** Best Speed **68.914** On **6** Gp **b**

Lap	Elapsed Time	Lap Time	Lap Speed
1	1:58.145	1:58.145	63.989
2	3:49.251	1:51.106	68.043
3	5:40.852	1:51.601	67.741
4	7:32.071	1:51.219	67.974
5	9:22.628	1:50.557	68.381
6	11:12.330	1:49.702	68.914

#### **12** 14 Jack SANDS

Total Time **10:47.056** Avg Speed **70.102** Behind **51.856**

Best Time **1:46.141** Best Speed **71.226** On **5** Gp **b**

Lap	Elapsed Time	Lap Time	Lap Speed
1	1:54.102	1:54.102	66.257
2	3:40.735	1:46.633	70.897
3	5:27.373	1:46.638	70.894
4	7:13.776	1:46.403	71.051
5	8:59.917	1:46.141	71.226
6	10:47.056	1:47.139	70.563

### Not Classified

#### **DNF** 109 Neil KERNOHAN

Total Time **8:53.810** Avg Speed **70.812** Behind

Best Time **1:43.969** Best Speed **72.714** On **4** Gp **b**

Lap	Elapsed Time	Lap Time	Lap Speed
1	1:51.882	1:51.882	67.571
2	3:38.340	1:46.458	71.014
3	5:23.457	1:45.117	71.920
4	7:07.426	1:43.969	72.714
5	8:53.810	1:46.384	71.063

# KDM HIRE COOKSTOWN 100

## MOTO 3 (125cc GP)

### Race 4 - Mid Ulster District Council Moto 3 (125GP)

## LAP CHART



1					3					5				
No	Name	Gp	Time of Day	Lap Time	No	Name	Gp	Time of Day	Lap Time	No	Name	Gp	Time of Day	Lap Time
22	Paul JORDAN	a	12:50:44.352	1:43.357	22	Paul JORDAN	a	12:54:00.510	1:38.542	22	Paul JORDAN	a	12:57:16.366	1:37.843
2	Sam WILSON	a	12:50:45.189	1:44.194	2	Sam WILSON	a	12:54:04.659	1:39.226	2	Sam WILSON	a	12:57:22.462	1:38.798
18	Paul ROBINSON	a	12:50:46.545	1:45.550	56	Adam McLEAN	a	12:54:07.032	1:40.328	56	Adam McLEAN	a	12:57:22.658	1:37.862
56	Adam McLEAN	a	12:50:47.376	1:46.381	18	Paul ROBINSON	a	12:54:07.246	1:40.759	6	Derek McGEE	a	12:57:24.631	1:38.608
6	Derek McGEE	a	12:50:47.781	1:46.786	6	Derek McGEE	a	12:54:07.302	1:40.237	86	Nigel MOORE	a	12:57:25.074	1:38.648
86	Nigel MOORE	a	12:50:48.024	1:47.029	86	Nigel MOORE	a	12:54:07.478	1:39.938	18	Paul ROBINSON	a	12:57:28.355	1:40.253
5	Gary DUNLOP	a	12:50:48.280	1:47.285	5	Gary DUNLOP	a	12:54:19.460	1:52.512	5	Gary DUNLOP	a	12:57:38.522	1:38.982
60	Jamie O'BRIEN	a	12:50:52.553	1:51.558	60	Jamie O'BRIEN	a	12:54:21.884	1:44.554	60	Jamie O'BRIEN	a	12:57:49.088	1:43.286
109	Neil KERNOHAN	b	12:50:52.877	1:51.882	11	Callum LAIDLAW	b	12:54:23.886	1:44.375	11	Callum LAIDLAW	b	12:57:52.076	1:43.395
30	Melissa KENNEDY	b	12:50:53.655	1:52.660	109	Neil KERNOHAN	b	12:54:24.452	1:45.117	109	Neil KERNOHAN	b	12:57:54.805	1:46.384
11	Callum LAIDLAW	b	12:50:53.803	1:52.808	30	Melissa KENNEDY	b	12:54:26.751	1:46.212	30	Melissa KENNEDY	b	12:57:56.672	1:45.079
81	Steven LYND	b	12:50:54.475	1:53.480	81	Steven LYND	b	12:54:26.953	1:46.246	81	Steven LYND	b	12:57:56.997	1:45.272
14	Jack SANDS	b	12:50:55.097	1:54.102	14	Jack SANDS	b	12:54:28.368	1:46.638	14	Jack SANDS	b	12:58:00.912	1:46.141
47	Timothy ELWOOD	b	12:50:56.738	1:55.743	47	Timothy ELWOOD	b	12:54:34.793	1:49.874	47	Timothy ELWOOD	b	12:58:13.932	1:50.166
15	Peter McKILLOP	b	12:50:57.756	1:56.761	15	Peter McKILLOP	b	12:54:39.413	1:50.377	15	Peter McKILLOP	b	12:58:21.150	1:51.116
79	John McALLISTER	b	12:50:59.140	1:58.145	79	John McALLISTER	b	12:54:41.847	1:51.601	79	John McALLISTER	b	12:58:23.623	1:50.557

2					4					6				
No	Name	Gp	Time of Day	Lap Time	No	Name	Gp	Time of Day	Lap Time	No	Name	Gp	Time of Day	Lap Time
22	Paul JORDAN	a	12:52:21.968	1:37.616	22	Paul JORDAN	a	12:55:38.523	1:38.013	22	Paul JORDAN	a	12:58:56.195	1:39.829
2	Sam WILSON	a	12:52:25.433	1:40.244	2	Sam WILSON	a	12:55:43.664	1:39.005	56	Adam McLEAN	a	12:59:00.439	1:37.781
18	Paul ROBINSON	a	12:52:26.487	1:39.942	56	Adam McLEAN	a	12:55:44.796	1:37.764	2	Sam WILSON	a	12:59:01.000	1:38.538
56	Adam McLEAN	a	12:52:26.704	1:39.328	6	Derek McGEE	a	12:55:46.023	1:38.721	6	Derek McGEE	a	12:59:03.064	1:38.433
5	Gary DUNLOP	a	12:52:26.948	1:38.668	86	Nigel MOORE	a	12:55:46.426	1:38.948	86	Nigel MOORE	a	12:59:04.237	1:39.163
6	Derek McGEE	a	12:52:27.065	1:39.284	18	Paul ROBINSON	a	12:55:48.102	1:40.856	18	Paul ROBINSON	a	12:59:09.723	1:41.368
86	Nigel MOORE	a	12:52:27.540	1:39.516	5	Gary DUNLOP	a	12:55:59.540	1:40.080	5	Gary DUNLOP	a	12:59:20.652	1:42.130
60	Jamie O'BRIEN	a	12:52:37.330	1:44.777	60	Jamie O'BRIEN	a	12:56:05.802	1:43.918	60	Jamie O'BRIEN	a	12:59:33.319	1:44.231
109	Neil KERNOHAN	b	12:52:39.335	1:46.458	109	Neil KERNOHAN	b	12:56:08.421	1:43.969	11	Callum LAIDLAW	b	12:59:36.910	1:44.834
11	Callum LAIDLAW	b	12:52:39.511	1:45.708	11	Callum LAIDLAW	b	12:56:08.681	1:44.795	30	Melissa KENNEDY	b	12:59:41.132	1:44.460
30	Melissa KENNEDY	b	12:52:40.539	1:46.884	30	Melissa KENNEDY	b	12:56:11.593	1:44.842	81	Steven LYND	b	12:59:42.695	1:45.698
81	Steven LYND	b	12:52:40.707	1:46.232	81	Steven LYND	b	12:56:11.725	1:44.772	14	Jack SANDS	b	12:59:48.051	1:47.139
14	Jack SANDS	b	12:52:41.730	1:46.633	14	Jack SANDS	b	12:56:14.771	1:46.403	47	Timothy ELWOOD	b	13:00:04.456	1:50.524
47	Timothy ELWOOD	b	12:52:44.919	1:48.181	47	Timothy ELWOOD	b	12:56:23.766	1:48.973	15	Peter McKILLOP	b	13:00:11.570	1:50.420
15	Peter McKILLOP	b	12:52:49.036	1:51.280	15	Peter McKILLOP	b	12:56:30.034	1:50.621	79	John McALLISTER	b	13:00:13.325	1:49.702
79	John McALLISTER	b	12:52:50.246	1:51.106	79	John McALLISTER	b	12:56:33.066	1:51.219					

**ROAD RACE - IRISH MOTO 3 (125GP)**

2016

Pos	No.	Name	Total	Diff	Gap	#1	#2	#3
						R1	R1	R1
1	56	Adam McLEAN	60	0	0	20	20	20
2	22	Paul JORDAN	50	10	10	25	x	25
3	2	Sam WILSON	41	19	9	x	25	16
4	86	Nigel MOORE	40	20	1	16	13	11
5	5	Gary DUNLOP	30	30	10	11	10	9
6	18	Paul ROBINSON	26	34	4	x	16	10
7	6	Derek McGEE	24	36	2	x	11	13
8	60	Jamie O'BRIEN	17	43	7	x	9	8
9	7	Sarah BOYES	15	45	2	9	6	x
10	11	Callum LAIDLAW	14	46	1	x	7	7
11	14	Jack SANDS	14	46	0	10	x	4
12	33	Sam DUNLOP	13	47	1	13	x	x
13	8	Derek CLARK	8	52	5	x	8	x
14	30	Melissa KENNEDY	6	54	2	x	x	6
15	79	John McALLISTER	6	54	0	x	5	1
16	81	Steven LYND	5	55	1	x	x	5
17	47	Timothy ELWOOD	3	57	2	x	x	3
18	15	Peter McKILLOP	2	58	1	x	x	2

**Event Legend**

#1	01/04/2016	JFM HAULAGE MID-ANTRIM 150	#3	29/04/2016	KDM HIRE COOKSTOWN 100
#2	22/04/2016	AROUND A POUND TANDRAGEE 100			

**ROAD RACE - ULSTER MOTO 3 (125GP)**

2016

Pos	No.	Name	Total	Diff	Gap	#1	#2	#3
						R1	R1	R1
1	56	Adam McLEAN	60	0	0	20	20	20
2	22	Paul JORDAN	50	10	10	25	x	25
3	2	Sam WILSON	41	19	9	x	25	16
4	86	Nigel MOORE	40	20	1	16	13	11
5	5	Gary DUNLOP	30	30	10	11	10	9
6	18	Paul ROBINSON	26	34	4	x	16	10
7	6	Derek McGEE	24	36	2	x	11	13
8	60	Jamie O'BRIEN	17	43	7	x	9	8
9	7	Sarah BOYES	15	45	2	9	6	x
10	11	Callum LAIDLAW	14	46	1	x	7	7
11	14	Jack SANDS	14	46	0	10	x	4
12	33	Sam DUNLOP	13	47	1	13	x	x
13	8	Derek CLARK	8	52	5	x	8	x
14	30	Melissa KENNEDY	6	54	2	x	x	6
15	79	John McALLISTER	6	54	0	x	5	1
16	81	Steven LYND	5	55	1	x	x	5
17	47	Timothy ELWOOD	3	57	2	x	x	3
18	15	Peter McKILLOP	2	58	1	x	x	2

**Event Legend**

#1	01/04/2016	JFM HAULAGE MID-ANTRIM 150	#3	29/04/2016	KDM HIRE COOKSTOWN 100
#2	22/04/2016	AROUND A POUND TANDRAGEE 100			